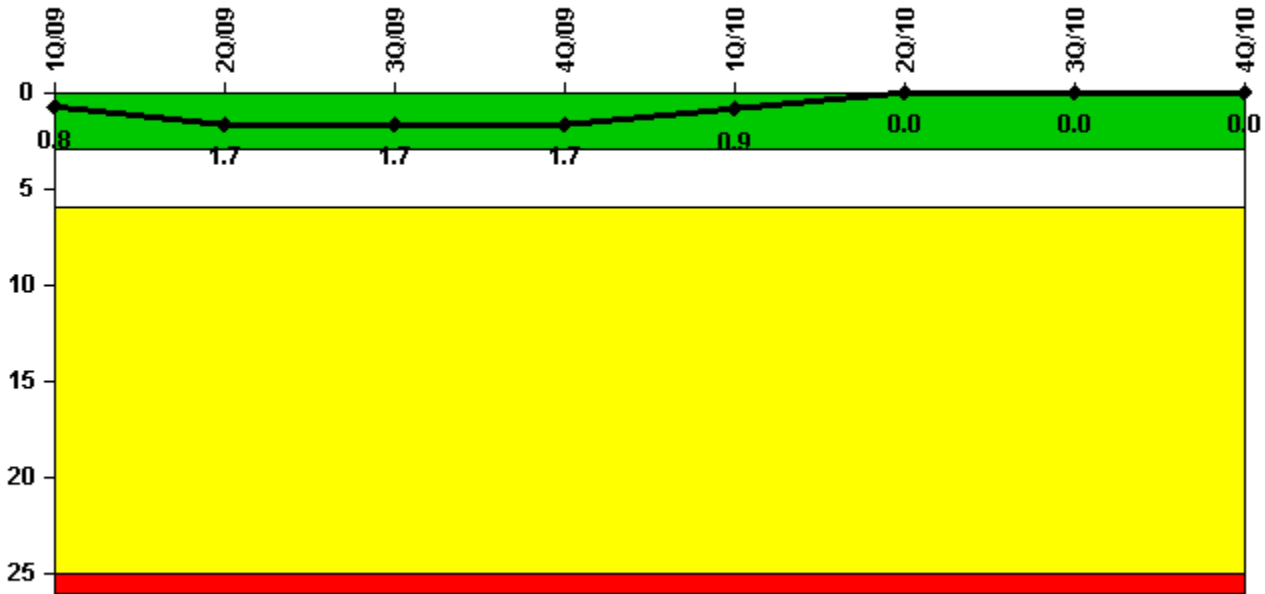


# Hope Creek 1

## 4Q/2010 Performance Indicators

Licensee's General Comments: none

### Unplanned Scrams per 7000 Critical Hrs



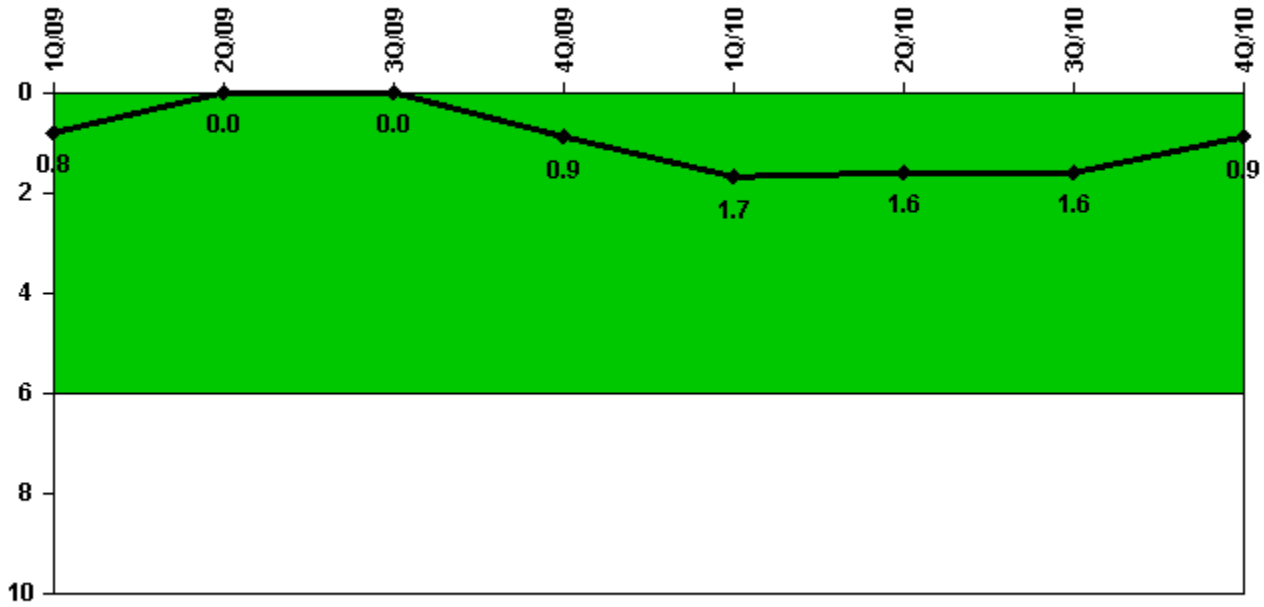
Thresholds: White > 3.0 Yellow > 6.0 Red > 25.0

### Notes

Unplanned Scrams per 7000 Critical Hrs	1Q/09	2Q/09	3Q/09	4Q/09	1Q/10	2Q/10	3Q/10	4Q/10
Unplanned scrams	1.0	1.0	0	0	0	0	0	0
Critical hours	2130.0	1622.0	2208.0	2209.0	2079.3	2184.0	2208.0	1600.7
Indicator value	0.8	1.7	1.7	1.7	0.9	0	0	0

Licensee Comments: none

## Unplanned Power Changes per 7000 Critical Hrs



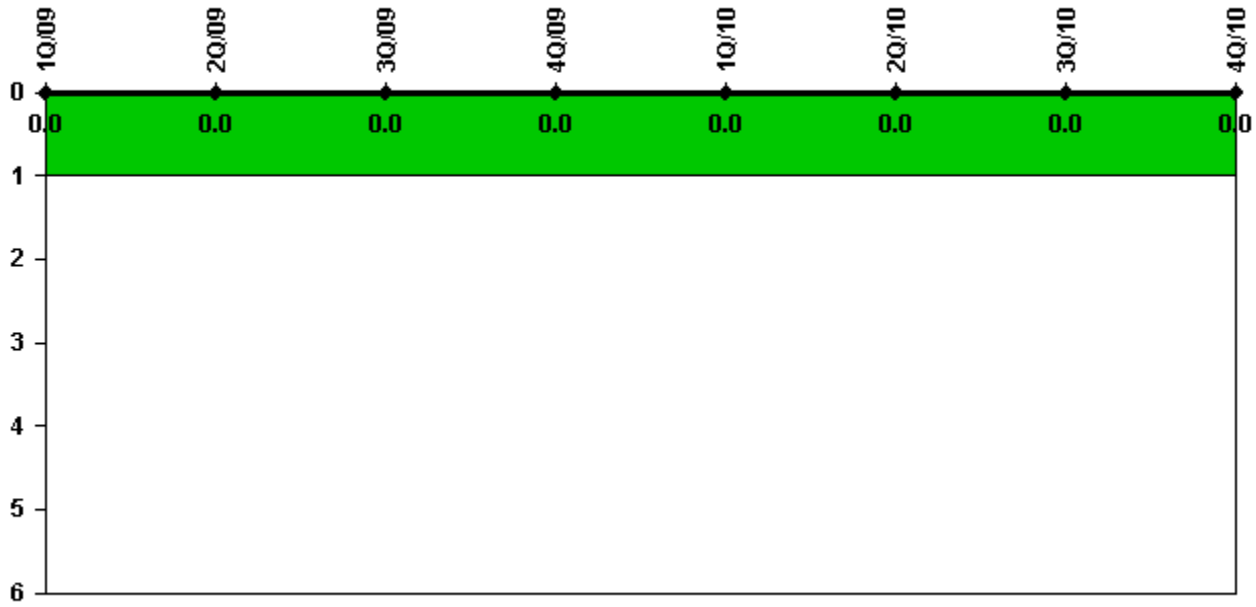
Thresholds: White > 6.0

### Notes

Unplanned Power Changes per 7000 Critical Hrs	1Q/09	2Q/09	3Q/09	4Q/09	1Q/10	2Q/10	3Q/10	4Q/10
Unplanned power changes	0	0	0	1.0	1.0	0	0	0
Critical hours	2130.0	1622.0	2208.0	2209.0	2079.3	2184.0	2208.0	1600.7
Indicator value	0.8	0	0	0.9	1.7	1.6	1.6	0.9

Licensee Comments: none

## Unplanned Scrams with Complications



Thresholds: White > 1.0

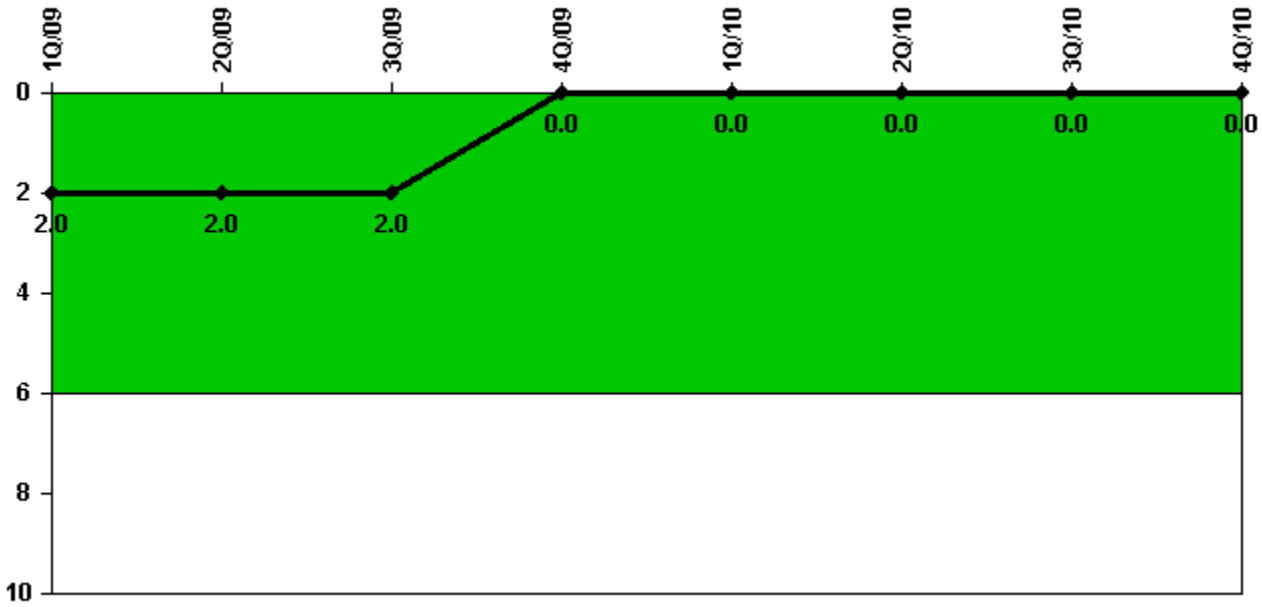
### Notes

Unplanned Scrams with Complications	1Q/09	2Q/09	3Q/09	4Q/09	1Q/10	2Q/10	3Q/10	4Q/10
Scrams with complications	0	0	0	0	0	0	0	0
Indicator value	0.0	0.0	0.0	0.0	0.0	0.0	0.0	0.0

Licensee Comments: none

---

## Safety System Functional Failures (BWR)



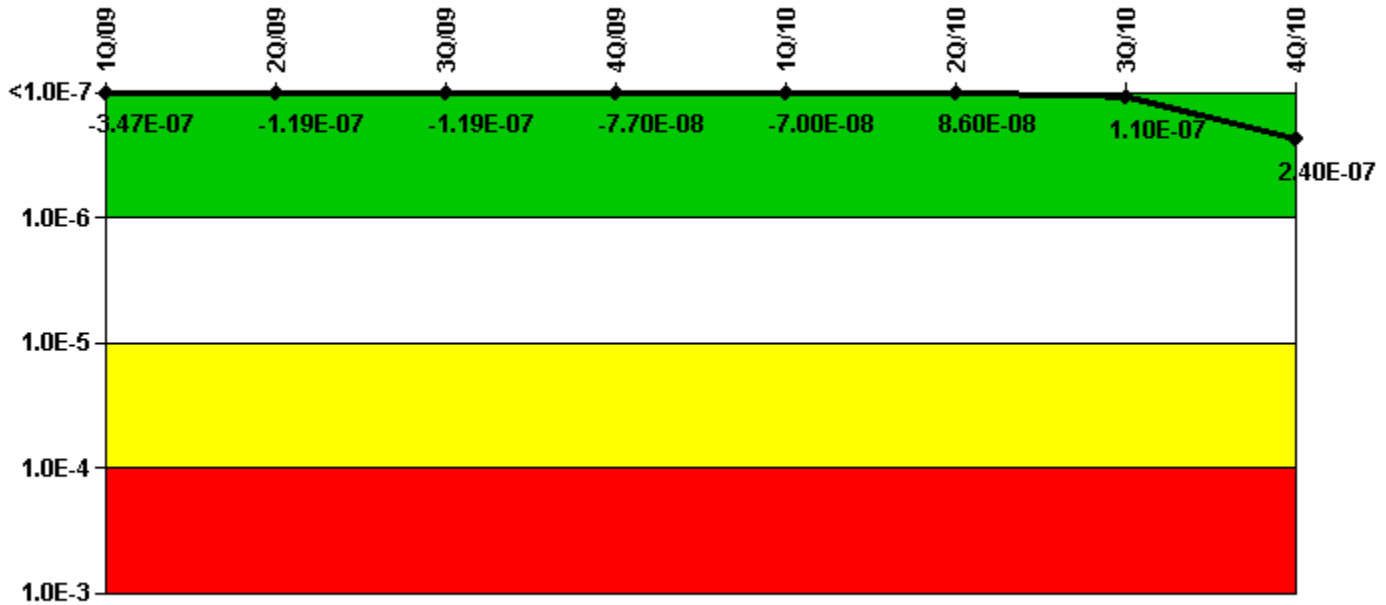
Thresholds: White > 6.0

### Notes

Safety System Functional Failures (BWR)	1Q/09	2Q/09	3Q/09	4Q/09	1Q/10	2Q/10	3Q/10	4Q/10
Safety System Functional Failures	0	0	0	0	0	0	0	0
Indicator value	2	2	2	0	0	0	0	0

Licensee Comments: none

# Mitigating Systems Performance Index, Emergency AC Power System



Thresholds: White > 1.00E-6 Yellow > 1.00E-5 Red > 1.00E-4

## Notes

Mitigating Systems Performance Index, Emergency AC Power System	1Q/09	2Q/09	3Q/09	4Q/09	1Q/10	2Q/10	3Q/10	4Q/10
UAI ( $\Delta$ CDF)	-1.70E-08	2.10E-08	2.10E-08	3.30E-08	4.24E-08	6.17E-08	9.15E-08	9.47E-08
URI ( $\Delta$ CDF)	-3.30E-07	-1.40E-07	-1.40E-07	-1.10E-07	-1.13E-07	2.46E-08	1.78E-08	1.43E-07
PLE	NO	NO	NO	NO	NO	NO	NO	NO
Indicator value	-3.47E-07	-1.19E-07	-1.19E-07	-7.70E-08	-7.00E-08	8.60E-08	1.10E-07	2.40E-07

Licensee Comments: none

# Mitigating Systems Performance Index, High Pressure Injection System



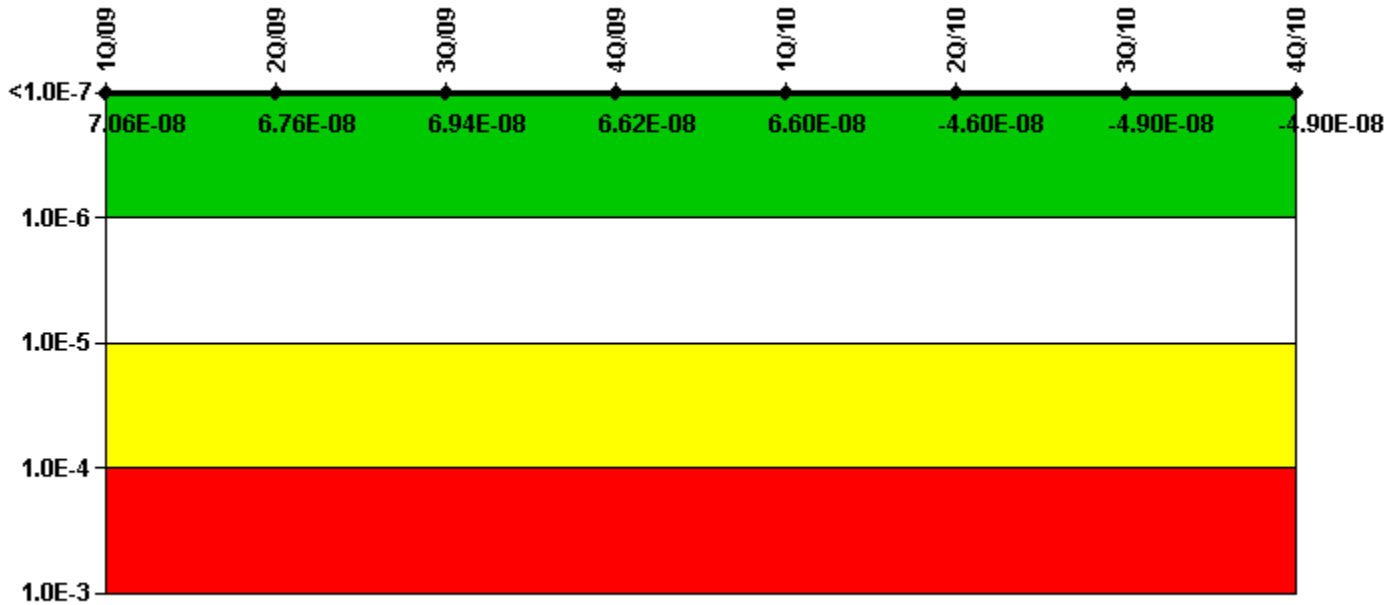
Thresholds: White > 1.00E-6 Yellow > 1.00E-5 Red > 1.00E-4

## Notes

Mitigating Systems Performance Index, High Pressure Injection System	1Q/09	2Q/09	3Q/09	4Q/09	1Q/10	2Q/10	3Q/10	4Q/10
UAI ( $\Delta$ CDF)	-2.00E-08	-2.00E-08	-2.00E-08	-2.40E-08	-2.41E-08	-2.45E-08	-3.38E-08	-3.38E-08
URI ( $\Delta$ CDF)	-5.20E-08	-5.20E-08	-5.60E-08	-5.60E-08	-5.56E-08	-5.76E-08	-8.87E-08	-9.24E-08
PLE	NO	NO	NO	NO	NO	NO	NO	NO
Indicator value	-7.20E-08	-7.20E-08	-7.60E-08	-8.00E-08	-8.00E-08	-8.20E-08	-1.20E-07	-1.30E-07

Licensee Comments: none

# Mitigating Systems Performance Index, Heat Removal System



Thresholds: White > 1.00E-6 Yellow > 1.00E-5 Red > 1.00E-4

## Notes

Mitigating Systems Performance Index, Heat Removal System	1Q/09	2Q/09	3Q/09	4Q/09	1Q/10	2Q/10	3Q/10	4Q/10
UAI ( $\Delta$ CDF)	-5.40E-09	-5.40E-09	-6.60E-09	-9.80E-09	-9.80E-09	-9.82E-09	-1.29E-08	-1.29E-08
URI ( $\Delta$ CDF)	7.60E-08	7.30E-08	7.60E-08	7.60E-08	7.61E-08	-3.59E-08	-3.59E-08	-3.59E-08
PLE	NO	NO	NO	NO	NO	NO	NO	NO
Indicator value	7.06E-08	6.76E-08	6.94E-08	6.62E-08	6.60E-08	-4.60E-08	-4.90E-08	-4.90E-08

Licensee Comments: none

# Mitigating Systems Performance Index, Residual Heat Removal System



Thresholds: White > 1.00E-6 Yellow > 1.00E-5 Red > 1.00E-4

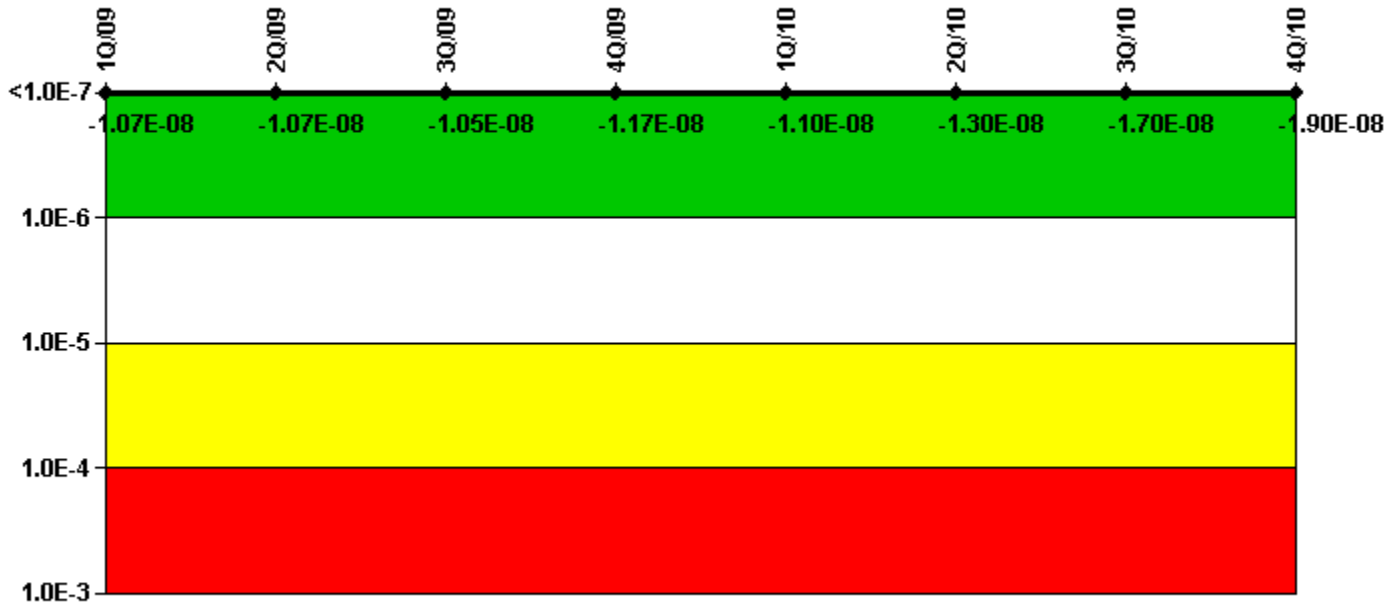
## Notes

Mitigating Systems Performance Index, Residual Heat Removal System	1Q/09	2Q/09	3Q/09	4Q/09	1Q/10	2Q/10	3Q/10	4Q/10
UAI ( $\Delta$ CDF)	-1.10E-08	-1.10E-08	-1.10E-08	-1.10E-08	-1.08E-08	-1.08E-08	-1.01E-08	-1.01E-08
URI ( $\Delta$ CDF)	-7.80E-08	-7.70E-08	-7.80E-08	-7.80E-08	-7.80E-08	-7.88E-08	2.27E-08	2.47E-08
PLE	NO	NO	NO	NO	NO	NO	NO	NO
Indicator value	-8.90E-08	-8.80E-08	-8.90E-08	-8.90E-08	-8.90E-08	-9.00E-08	1.30E-08	1.50E-08

Licensee Comments: none



# Mitigating Systems Performance Index, Cooling Water Systems



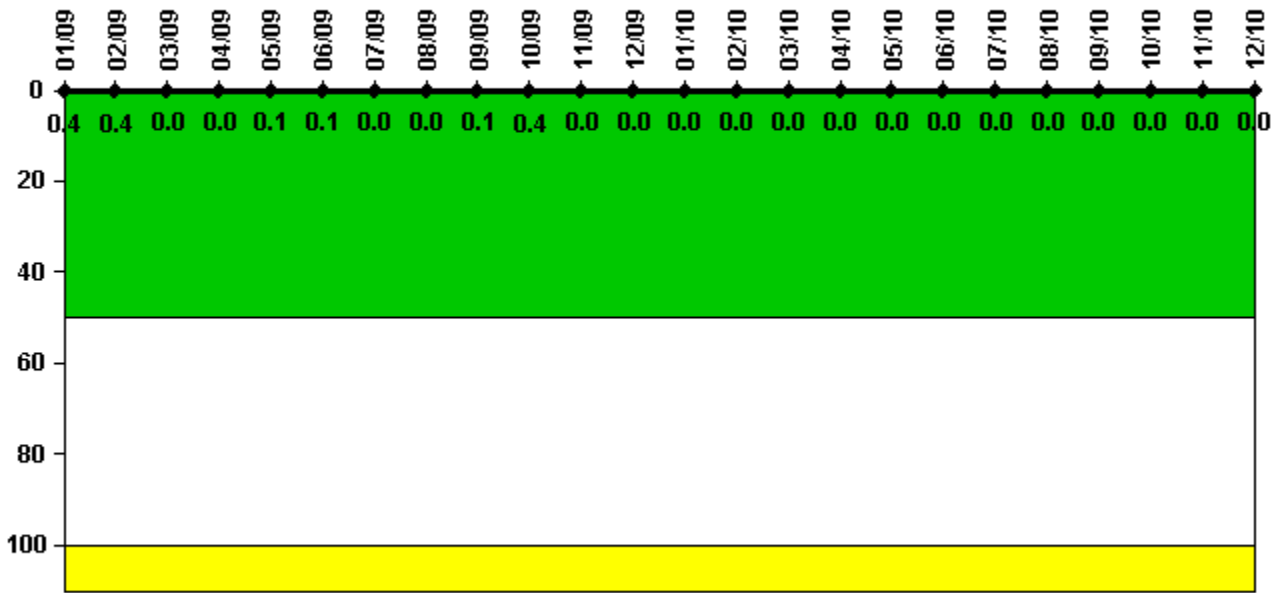
Thresholds: White > 1.00E-6 Yellow > 1.00E-5 Red > 1.00E-4

## Notes

Mitigating Systems Performance Index, Cooling Water Systems	1Q/09	2Q/09	3Q/09	4Q/09	1Q/10	2Q/10	3Q/10	4Q/10
UAI ( $\Delta$ CDF)	1.30E-09	1.30E-09	1.50E-09	3.50E-10	1.17E-09	-1.24E-09	-5.22E-09	-7.59E-09
URI ( $\Delta$ CDF)	-1.20E-08	-1.20E-08	-1.20E-08	-1.20E-08	-1.19E-08	-1.17E-08	-1.17E-08	-1.16E-08
PLE	NO	NO	NO	NO	NO	NO	NO	NO
Indicator value	-1.07E-08	-1.07E-08	-1.05E-08	-1.17E-08	-1.10E-08	-1.30E-08	-1.70E-08	-1.90E-08

Licensee Comments: none

# Reactor Coolant System Activity



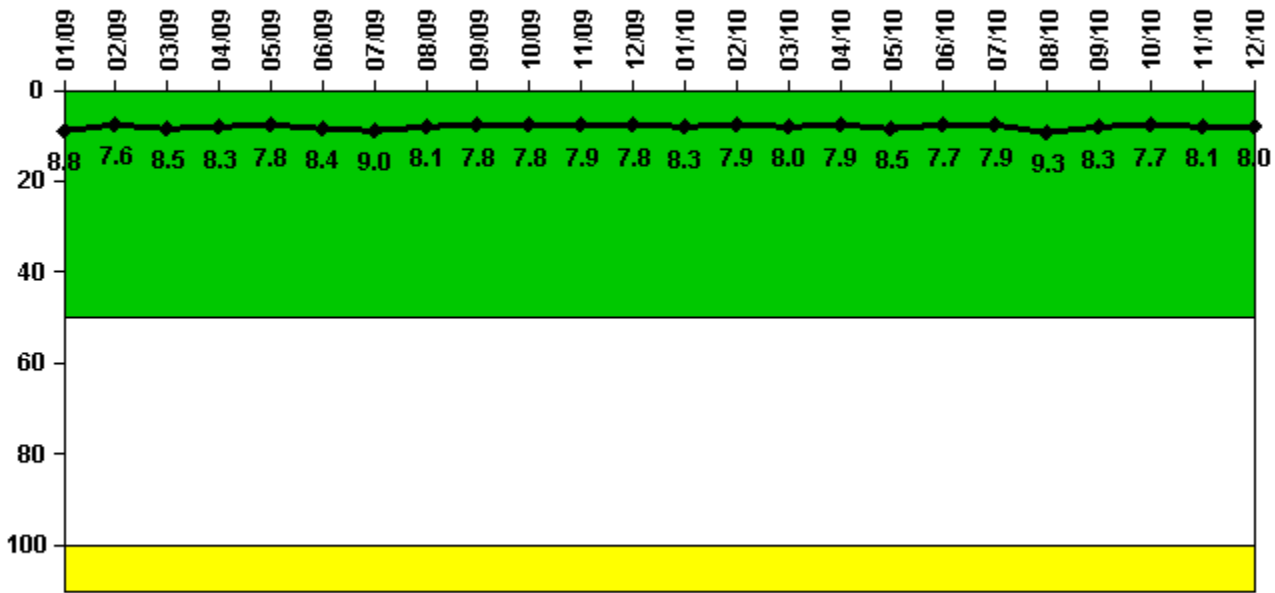
Thresholds: White > 50.0 Yellow > 100.0

## Notes

Reactor Coolant System Activity	1/09	2/09	3/09	4/09	5/09	6/09	7/09	8/09	9/09	10/09	11/09	12/09
Maximum activity	0.000733	0.000738	0.000092	0.000071	0.000102	0.000139	0.000063	0.000065	0.000118	0.000757	0.000058	0.000073
Technical specification limit	0.2	0.2	0.2	0.2	0.2	0.2	0.2	0.2	0.2	0.2	0.2	0.2
Indicator value	0.4	0.4	0	0	0.1	0.1	0	0	0.1	0.4	0	0
Reactor Coolant System Activity	1/10	2/10	3/10	4/10	5/10	6/10	7/10	8/10	9/10	10/10	11/10	12/10
Maximum activity	0.000072	0.000065	0.000070	0.000059	0.000057	0.000052	0.000052	0.000046	0.000051	0.000058	0.000046	0.000041
Technical specification limit	0.2	0.2	0.2	0.2	0.2	0.2	0.2	0.2	0.2	0.2	0.2	0.2
Indicator value	0	0	0	0	0	0	0	0	0	0	0	0

Licensee Comments: none

## Reactor Coolant System Leakage



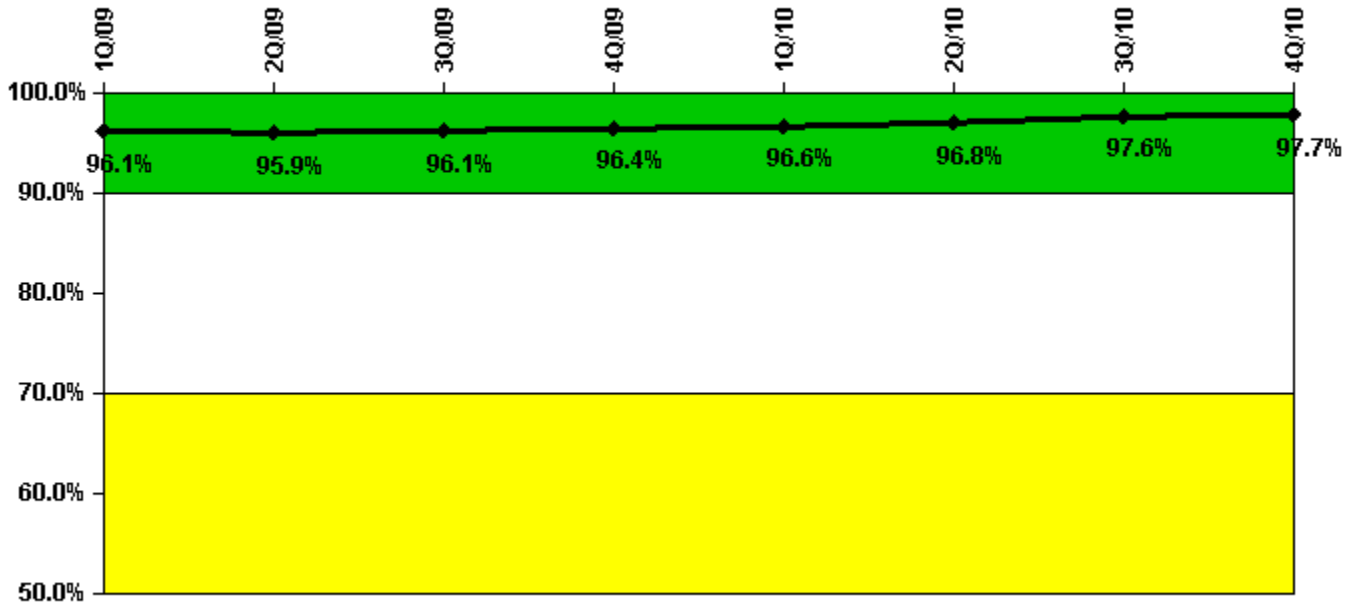
Thresholds: White > 50.0 Yellow > 100.0

### Notes

<b>Reactor Coolant System Leakage</b>	<b>1/09</b>	<b>2/09</b>	<b>3/09</b>	<b>4/09</b>	<b>5/09</b>	<b>6/09</b>	<b>7/09</b>	<b>8/09</b>	<b>9/09</b>	<b>10/09</b>	<b>11/09</b>	<b>12/09</b>
Maximum leakage	2.190	1.900	2.116	2.076	1.940	2.100	2.240	2.017	1.950	1.960	1.970	1.940
Technical specification limit	25.0	25.0	25.0	25.0	25.0	25.0	25.0	25.0	25.0	25.0	25.0	25.0
Indicator value	8.8	7.6	8.5	8.3	7.8	8.4	9.0	8.1	7.8	7.8	7.9	7.8
<b>Reactor Coolant System Leakage</b>	<b>1/10</b>	<b>2/10</b>	<b>3/10</b>	<b>4/10</b>	<b>5/10</b>	<b>6/10</b>	<b>7/10</b>	<b>8/10</b>	<b>9/10</b>	<b>10/10</b>	<b>11/10</b>	<b>12/10</b>
Maximum leakage	2.077	1.970	1.990	1.980	2.130	1.920	1.980	2.320	2.070	1.930	2.020	2.000
Technical specification limit	25.0	25.0	25.0	25.0	25.0	25.0	25.0	25.0	25.0	25.0	25.0	25.0
Indicator value	8.3	7.9	8.0	7.9	8.5	7.7	7.9	9.3	8.3	7.7	8.1	8.0

Licensee Comments: none

## Drill/Exercise Performance



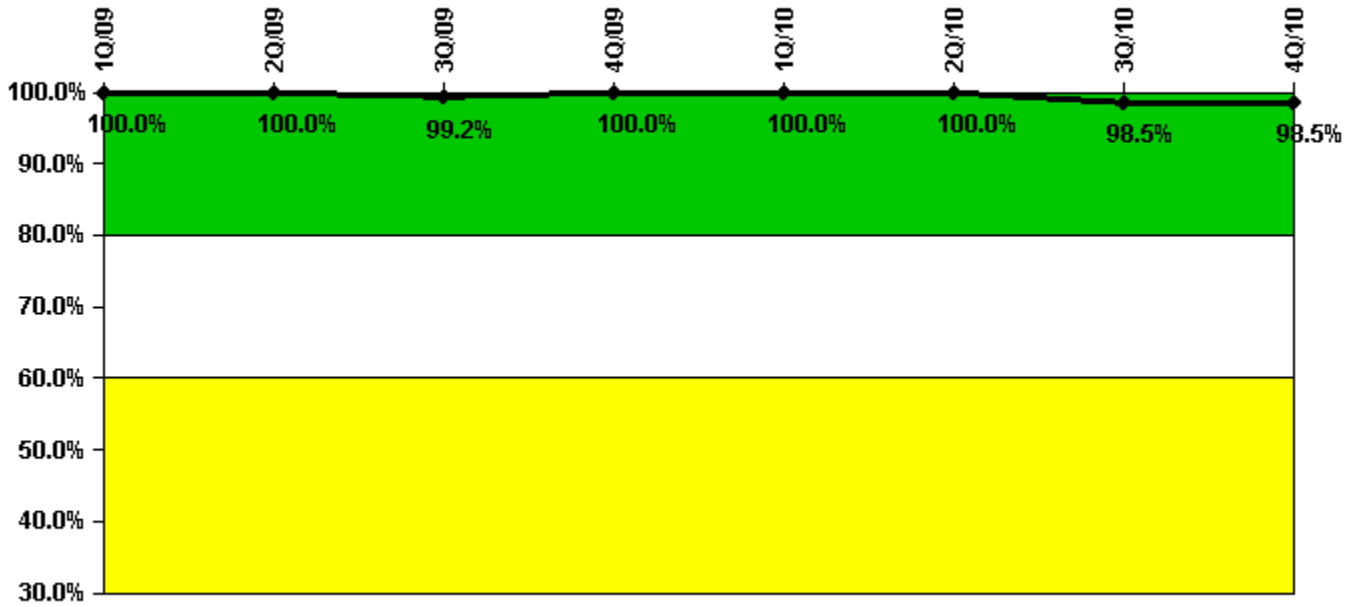
Thresholds: White < 90.0% Yellow < 70.0%

### Notes

Drill/Exercise Performance	1Q/09	2Q/09	3Q/09	4Q/09	1Q/10	2Q/10	3Q/10	4Q/10
Successful opportunities	35.0	49.0	70.0	96.0	68.0	55.0	53.0	39.0
Total opportunities	36.0	51.0	72.0	98.0	70.0	56.0	53.0	40.0
Indicator value	96.1%	95.9%	96.1%	96.4%	96.6%	96.8%	97.6%	97.7%

License Comments: none

# ERO Drill Participation



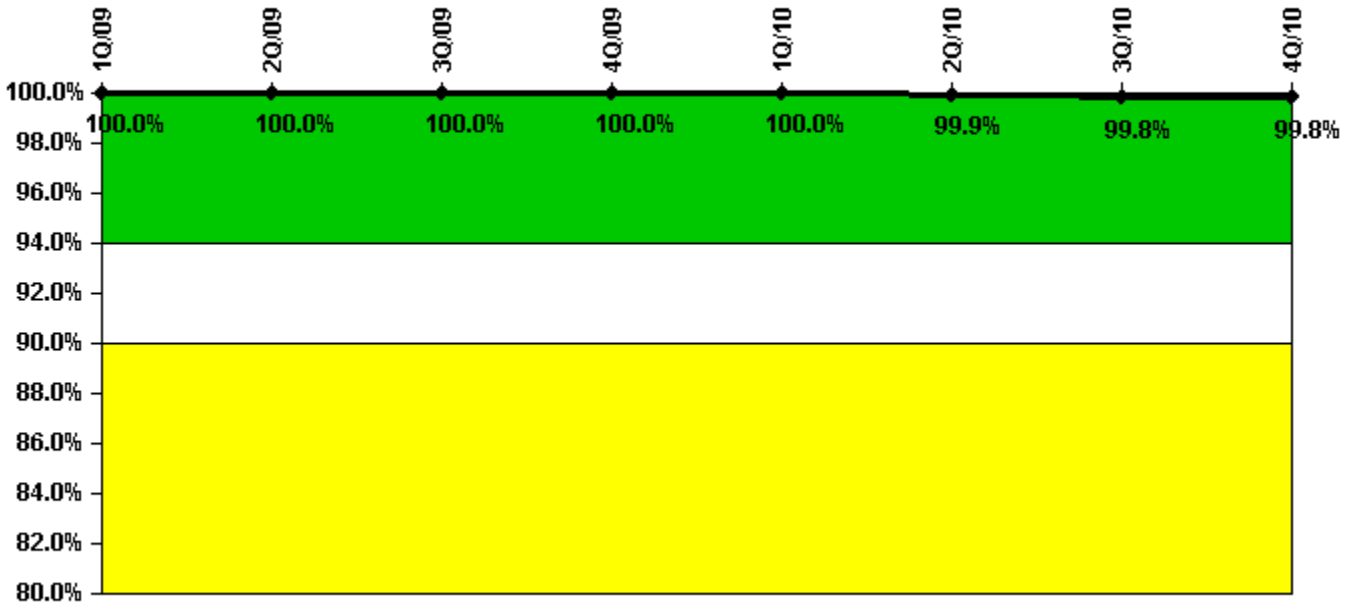
Thresholds: White < 80.0% Yellow < 60.0%

## Notes

ERO Drill Participation	1Q/09	2Q/09	3Q/09	4Q/09	1Q/10	2Q/10	3Q/10	4Q/10
Participating Key personnel	124.0	122.0	127.0	130.0	130.0	128.0	130.0	132.0
Total Key personnel	124.0	122.0	128.0	130.0	130.0	128.0	132.0	134.0
Indicator value	100.0%	100.0%	99.2%	100.0%	100.0%	100.0%	98.5%	98.5%

Licensee Comments: none

# Alert & Notification System



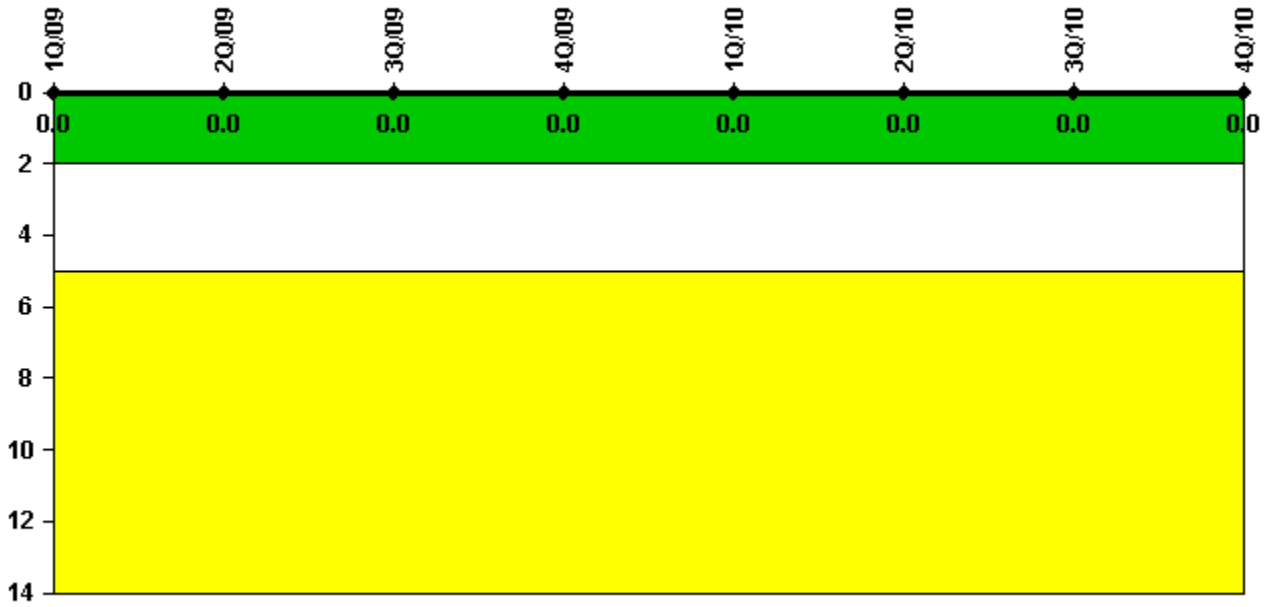
Thresholds: White < 94.0% Yellow < 90.0%

## Notes

Alert & Notification System	1Q/09	2Q/09	3Q/09	4Q/09	1Q/10	2Q/10	3Q/10	4Q/10
Successful siren-tests	497	497	497	497	497	495	496	497
Total sirens-tests	497	497	497	497	497	497	497	497
Indicator value	100.0%	100.0%	100.0%	100.0%	100.0%	99.9%	99.8%	99.8%

Licensee Comments: none

# Occupational Exposure Control Effectiveness



Thresholds: White > 2.0 Yellow > 5.0

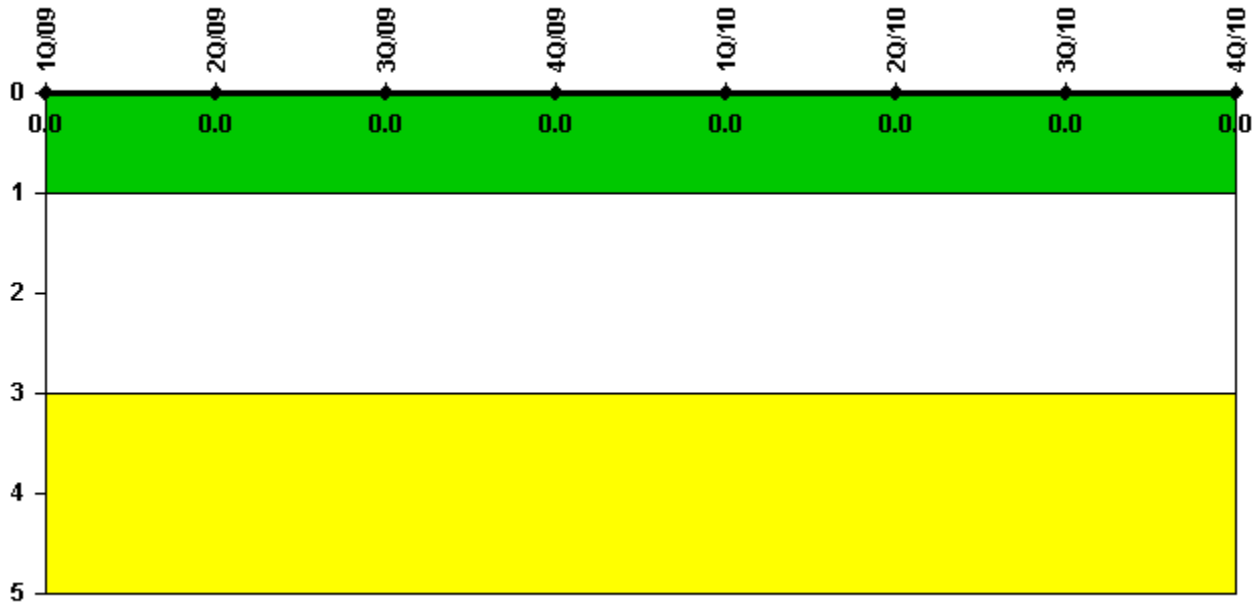
## Notes

Occupational Exposure Control Effectiveness	1Q/09	2Q/09	3Q/09	4Q/09	1Q/10	2Q/10	3Q/10	4Q/10
High radiation area occurrences	0	0	0	0	0	0	0	0
Very high radiation area occurrences	0	0	0	0	0	0	0	0
Unintended exposure occurrences	0	0	0	0	0	0	0	0
<b>Indicator value</b>	<b>0</b>	<b>0</b>	<b>0</b>	<b>0</b>	<b>0</b>	<b>0</b>	<b>0</b>	<b>0</b>

Licensee Comments: none

---

## RETS/ODCM Radiological Effluent



Thresholds: White > 1.0 Yellow > 3.0

### Notes

RETS/ODCM Radiological Effluent	1Q/09	2Q/09	3Q/09	4Q/09	1Q/10	2Q/10	3Q/10	4Q/10
RETS/ODCM occurrences	0	0	0	0	0	0	0	0
Indicator value	0	0	0	0	0	0	0	0

Licensee Comments: none

[Security](#) information not publicly available.