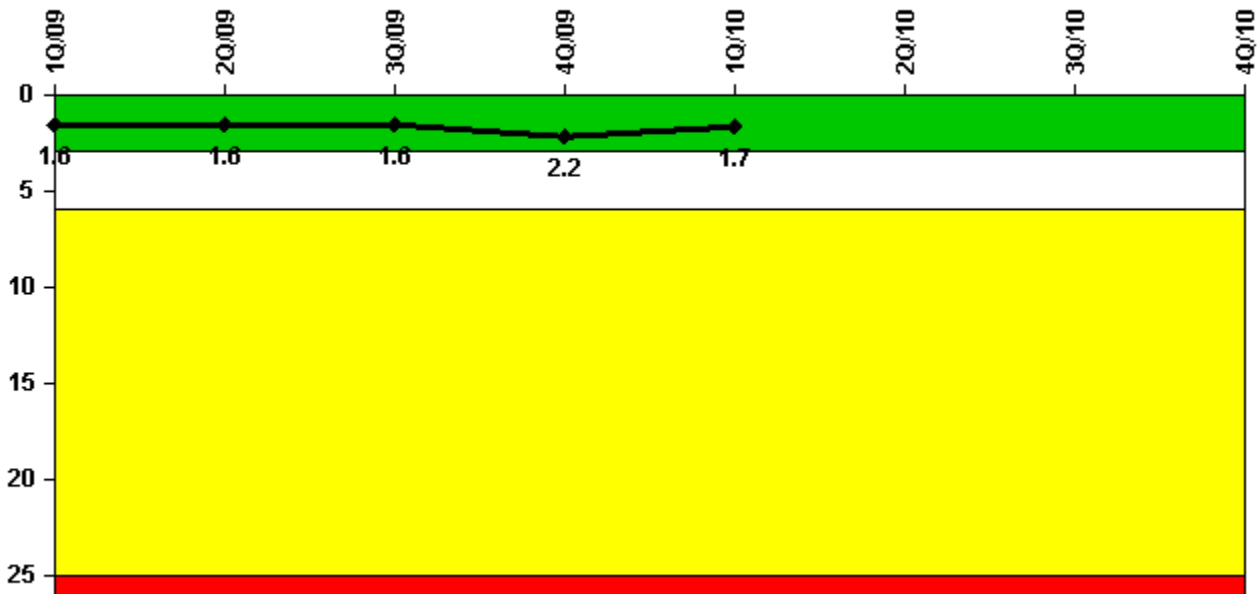


Crystal River 3

4Q/2010 Performance Indicators

Licensee's General Comments: none

Unplanned Scrams per 7000 Critical Hrs



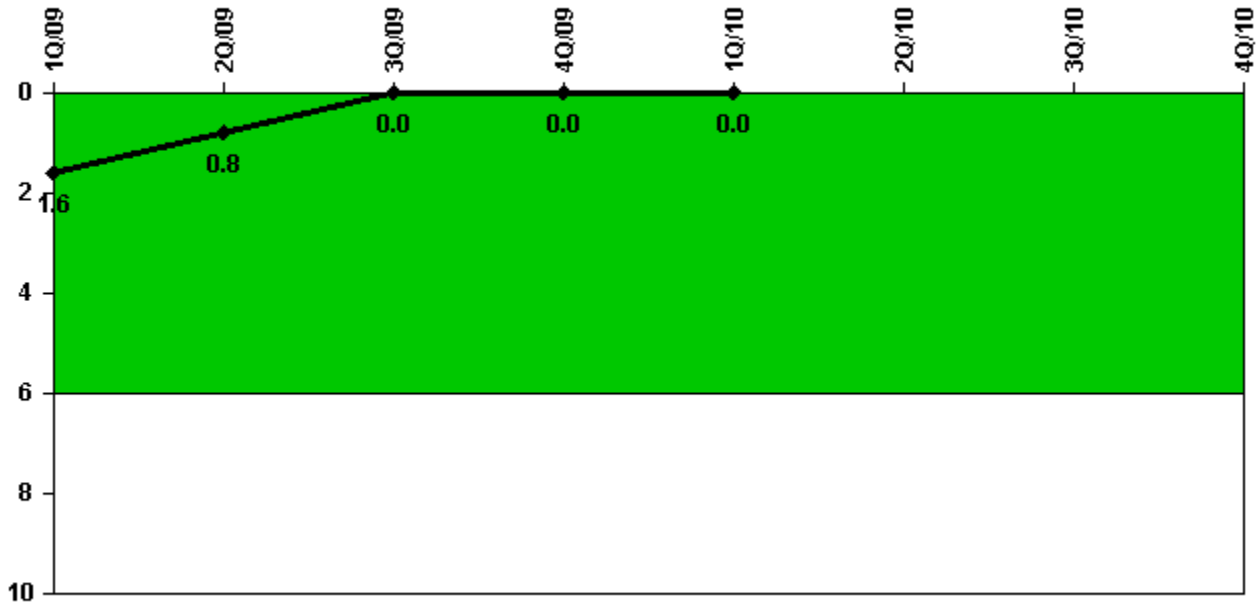
Thresholds: White > 3.0 Yellow > 6.0 Red > 25.0

Notes

Unplanned Scrams per 7000 Critical Hrs	1Q/09	2Q/09	3Q/09	4Q/09	1Q/10	2Q/10	3Q/10	4Q/10
Unplanned scrams	1.0	0	1.0	0	0	0	0	0
Critical hours	2106.0	2184.0	2056.7	0	0	0	0	0
Indicator value	1.6	1.6	1.6	2.2	1.7	N/A	N/A	N/A

Licensee Comments: none

Unplanned Power Changes per 7000 Critical Hrs



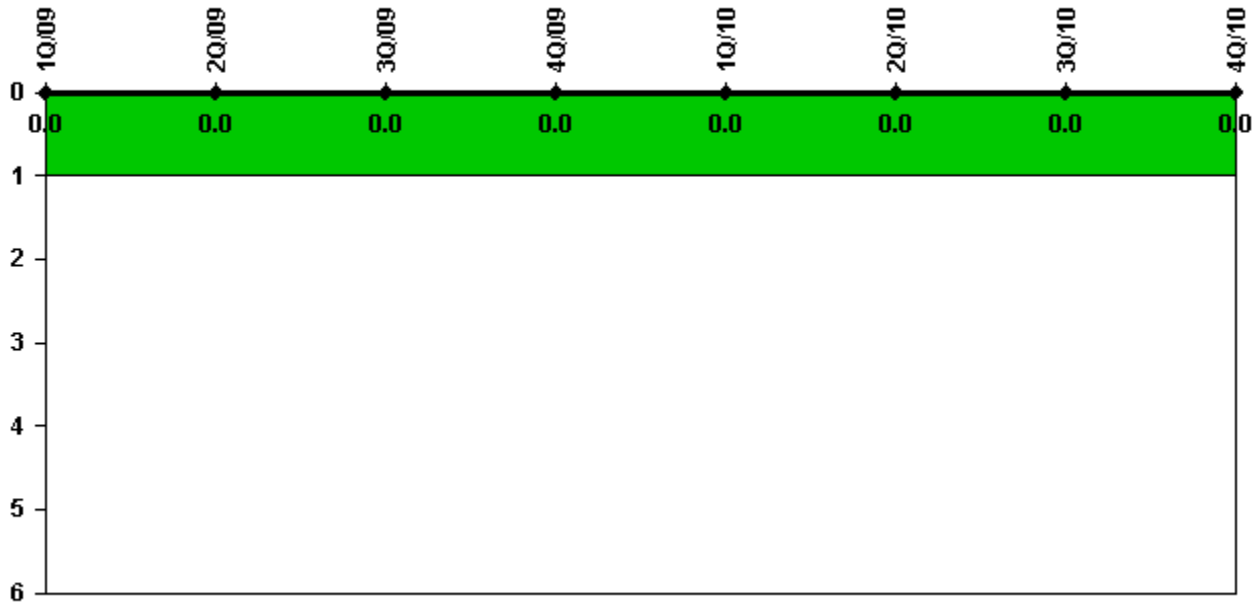
Thresholds: White > 6.0

Notes

Unplanned Power Changes per 7000 Critical Hrs	1Q/09	2Q/09	3Q/09	4Q/09	1Q/10	2Q/10	3Q/10	4Q/10
Unplanned power changes	0	0	0	0	0	0	0	0
Critical hours	2106.0	2184.0	2056.7	0	0	0	0	0
Indicator value	1.6	0.8	0	0	0	N/A	N/A	N/A

Licensee Comments: none

Unplanned Scrams with Complications



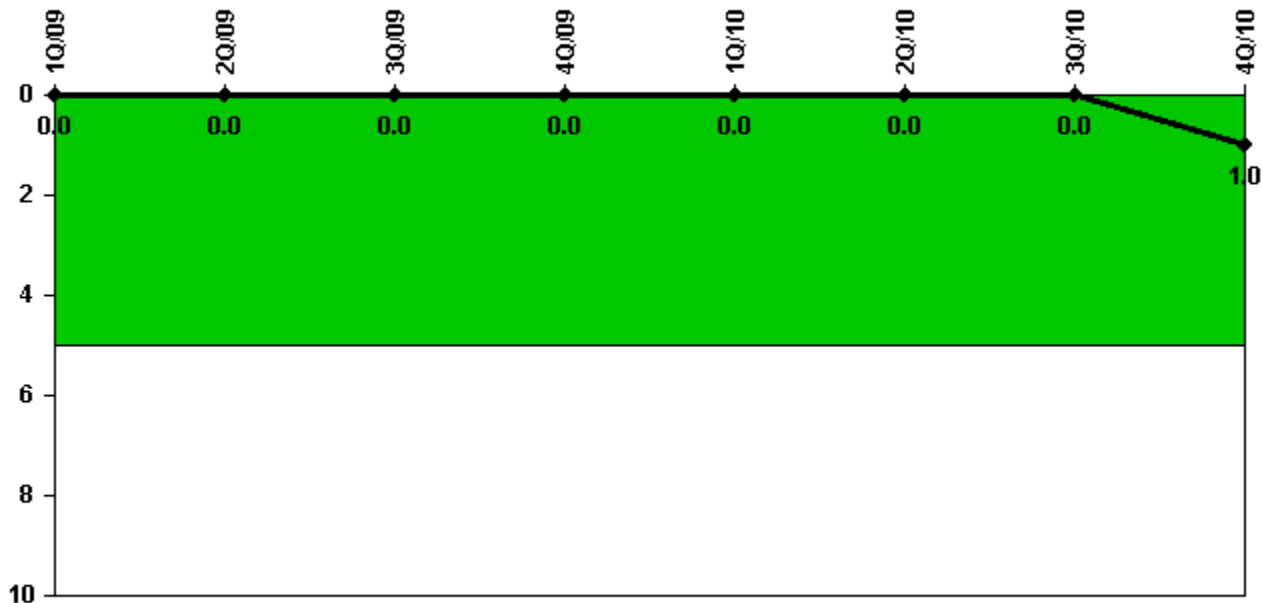
Thresholds: White > 1.0

Notes

Unplanned Scrams with Complications	1Q/09	2Q/09	3Q/09	4Q/09	1Q/10	2Q/10	3Q/10	4Q/10
Scrams with complications	0	0	0	0	0	0	0	0
Indicator value	0.0	0.0	0.0	0.0	0.0	0.0	0.0	0.0

Licensee Comments: none

Safety System Functional Failures (PWR)



Thresholds: White > 5.0

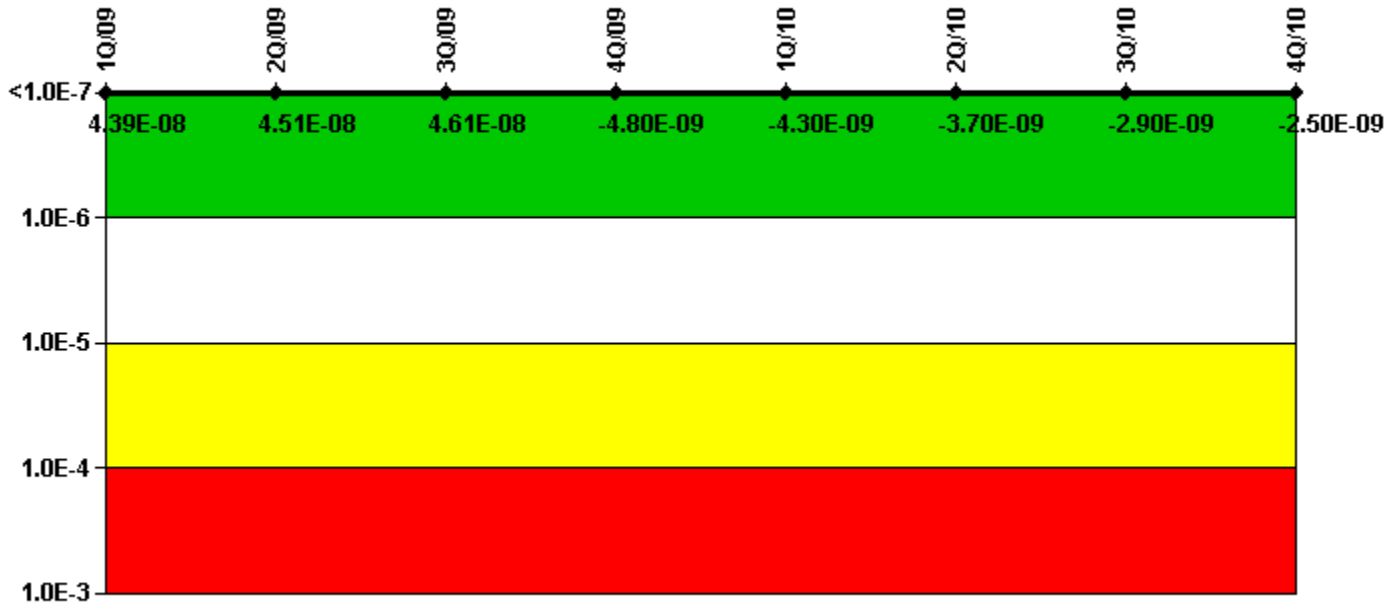
Notes

Safety System Functional Failures (PWR)	1Q/09	2Q/09	3Q/09	4Q/09	1Q/10	2Q/10	3Q/10	4Q/10
Safety System Functional Failures	0	0	0	0	0	0	0	1
Indicator value	0	0	0	0	0	0	0	1

Licensee Comments:

4Q/10: LER 50-302/2010-001-00, As-Found Cycle 16 Pressurizer Code Safety Valve Setpoints Outside Improved Technical Specification Limit, dated 12/08/10 (ML103470132).

Mitigating Systems Performance Index, Emergency AC Power System



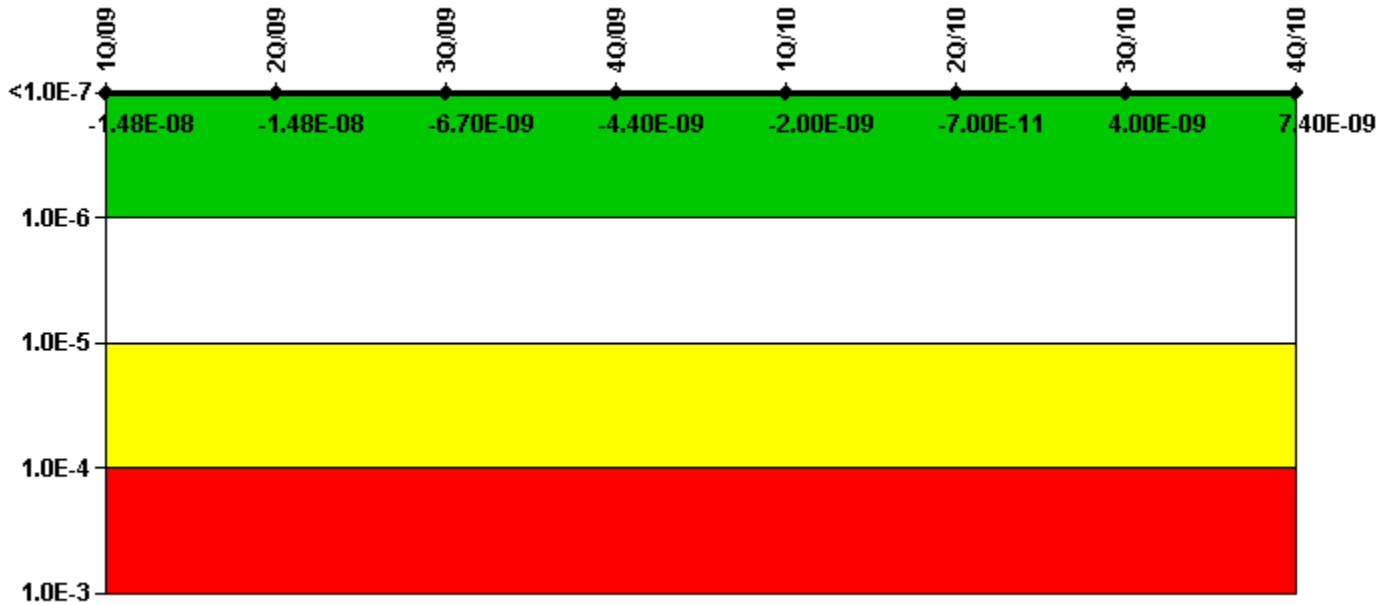
Thresholds: White > 1.00E-6 Yellow > 1.00E-5 Red > 1.00E-4

Notes

Mitigating Systems Performance Index, Emergency AC Power System	1Q/09	2Q/09	3Q/09	4Q/09	1Q/10	2Q/10	3Q/10	4Q/10
UAI (Δ CDF)	-5.10E-09	-3.90E-09	-3.90E-09	-3.50E-09	-3.03E-09	-2.38E-09	-1.55E-09	-8.71E-10
URI (Δ CDF)	4.90E-08	4.90E-08	5.00E-08	-1.30E-09	-1.31E-09	-1.31E-09	-1.31E-09	-1.68E-09
PLE	NO	NO	NO	NO	NO	NO	NO	NO
Indicator value	4.39E-08	4.51E-08	4.61E-08	-4.80E-09	-4.30E-09	-3.70E-09	-2.90E-09	-2.50E-09

Licensee Comments: none

Mitigating Systems Performance Index, High Pressure Injection System




Thresholds: White > 1.00E-6 Yellow > 1.00E-5 Red > 1.00E-4

Notes

Mitigating Systems Performance Index, High Pressure Injection System	1Q/09	2Q/09	3Q/09	4Q/09	1Q/10	2Q/10	3Q/10	4Q/10
UAI (Δ CDF)	-4.90E-09	-4.90E-09	3.30E-09	5.60E-09	8.05E-09	9.98E-09	1.41E-08	1.74E-08
URI (Δ CDF)	-9.90E-09	-9.90E-09	-1.00E-08	-1.00E-08	-1.01E-08	-1.01E-08	-1.00E-08	-1.00E-08
PLE	NO	NO	NO	NO	NO	NO	NO	NO
Indicator value	-1.48E-08	-1.48E-08	-6.70E-09	-4.40E-09	-2.00E-09	-7.00E-11	4.00E-09	7.40E-09

Licensee Comments: none

Mitigating Systems Performance Index, Heat Removal System



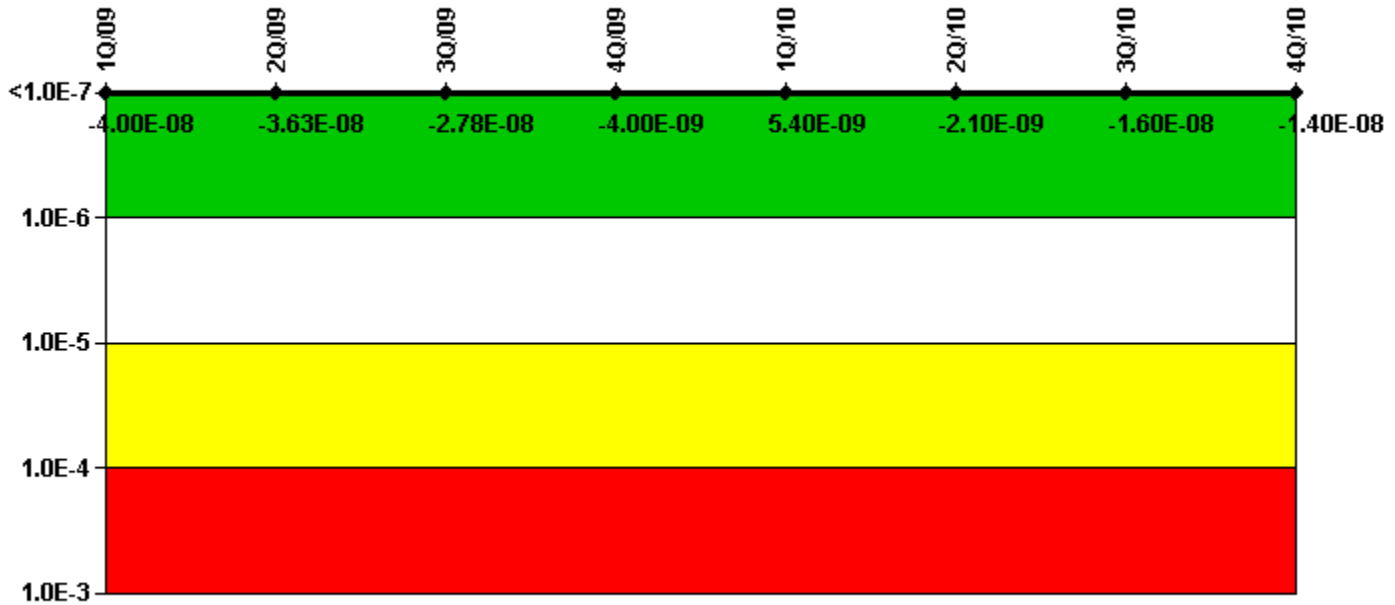
Thresholds: White > 1.00E-6 Yellow > 1.00E-5 Red > 1.00E-4

Notes

Mitigating Systems Performance Index, Heat Removal System	1Q/09	2Q/09	3Q/09	4Q/09	1Q/10	2Q/10	3Q/10	4Q/10
UAI (Δ CDF)	2.50E-08	1.70E-08	1.10E-08	-3.80E-09	-6.82E-09	-6.54E-09	-6.54E-09	-6.28E-09
URI (Δ CDF)	-4.90E-08	-4.90E-08	-4.90E-08	-4.90E-08	-4.76E-08	-4.76E-08	-4.72E-08	-4.59E-08
PLE	NO	NO	NO	NO	NO	NO	NO	NO
Indicator value	-2.40E-08	-3.20E-08	-3.80E-08	-5.28E-08	-5.40E-08	-5.40E-08	-5.40E-08	-5.20E-08

Licensee Comments: none

Mitigating Systems Performance Index, Residual Heat Removal System



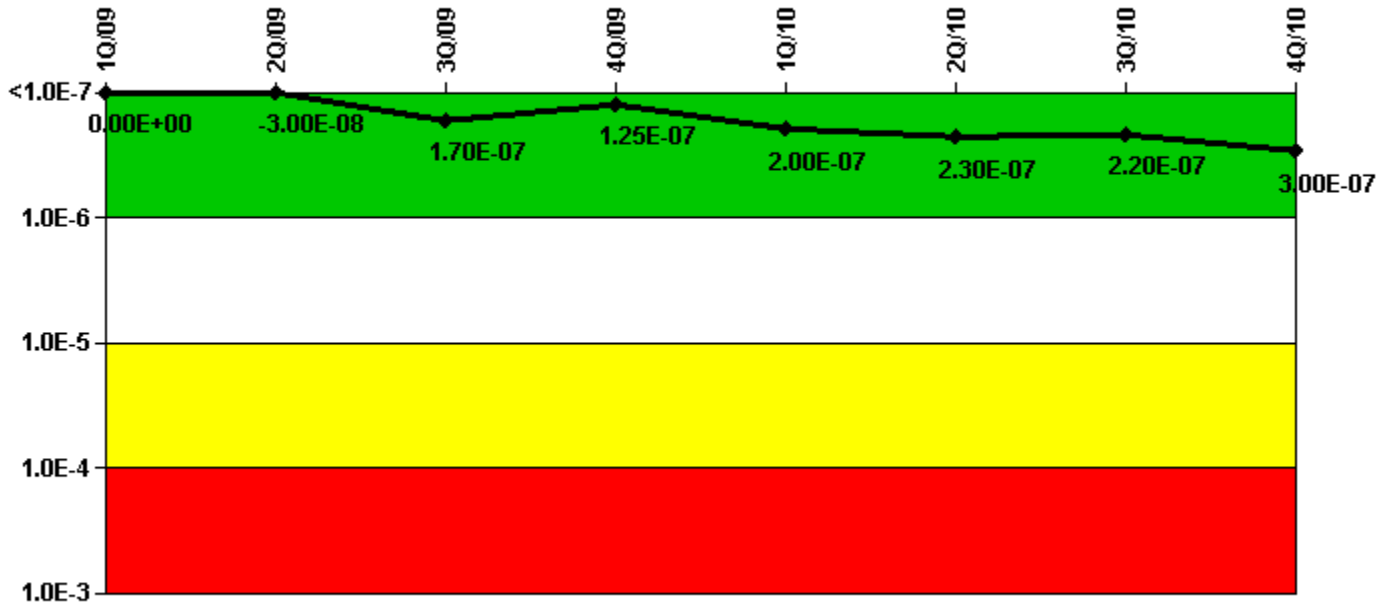
Thresholds: White > $1.00E-6$ Yellow > $1.00E-5$ Red > $1.00E-4$

Notes

Mitigating Systems Performance Index, Residual Heat Removal System	1Q/09	2Q/09	3Q/09	4Q/09	1Q/10	2Q/10	3Q/10	4Q/10
UAI (Δ CDF)	$-1.20E-08$	$-7.30E-09$	$1.20E-09$	$2.60E-08$	$3.50E-08$	$2.75E-08$	$1.36E-08$	$1.73E-08$
URI (Δ CDF)	$-2.80E-08$	$-2.90E-08$	$-2.90E-08$	$-3.00E-08$	$-2.95E-08$	$-2.95E-08$	$-3.01E-08$	$-3.16E-08$
PLE	NO	NO	NO	NO	NO	NO	NO	NO
Indicator value	$-4.00E-08$	$-3.63E-08$	$-2.78E-08$	$-4.00E-09$	$5.40E-09$	$-2.10E-09$	$-1.60E-08$	$-1.40E-08$

Licensee Comments: none

Mitigating Systems Performance Index, Cooling Water Systems



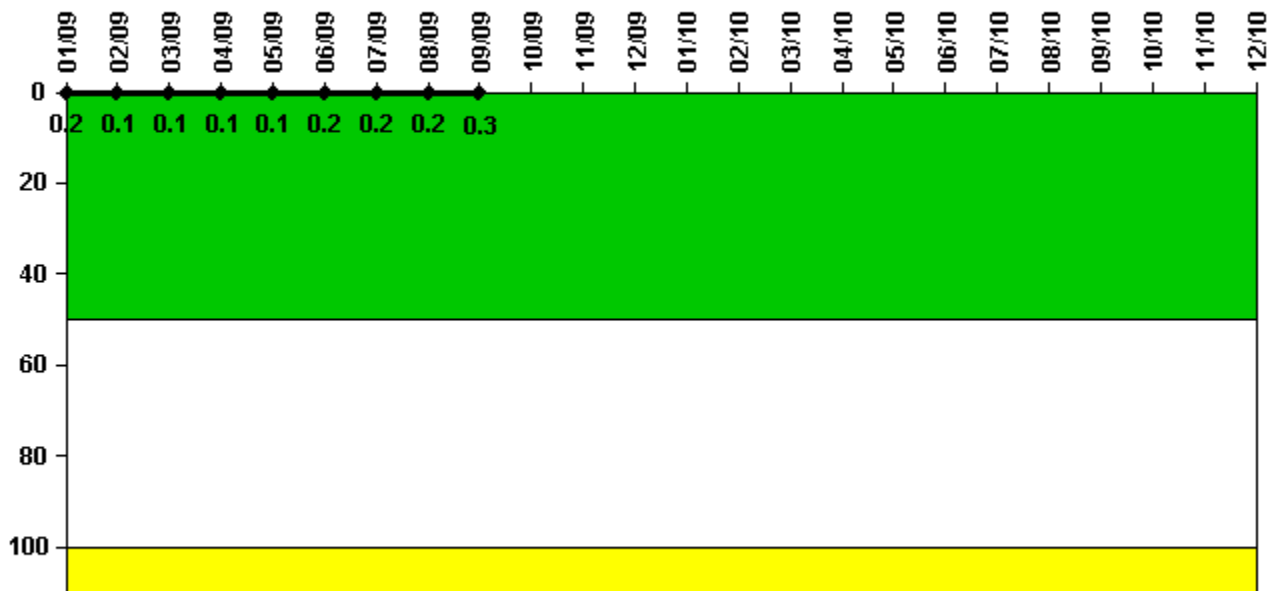
Thresholds: White > 1.00E-6 Yellow > 1.00E-5 Red > 1.00E-4

Notes

Mitigating Systems Performance Index, Cooling Water Systems	1Q/09	2Q/09	3Q/09	4Q/09	1Q/10	2Q/10	3Q/10	4Q/10
UAI (Δ CDF)	1.40E-07	1.10E-07	2.00E-07	1.90E-07	2.11E-07	2.33E-07	2.21E-07	2.80E-07
URI (Δ CDF)	-1.40E-07	-1.40E-07	-3.00E-08	-6.50E-08	-1.21E-08	-7.71E-09	-3.21E-09	1.55E-08
PLE	NO	NO	NO	NO	NO	NO	NO	NO
Indicator value	0.00E+00	-3.00E-08	1.70E-07	1.25E-07	2.00E-07	2.30E-07	2.20E-07	3.00E-07

Licensee Comments: none

Reactor Coolant System Activity



Thresholds: White > 50.0 Yellow > 100.0

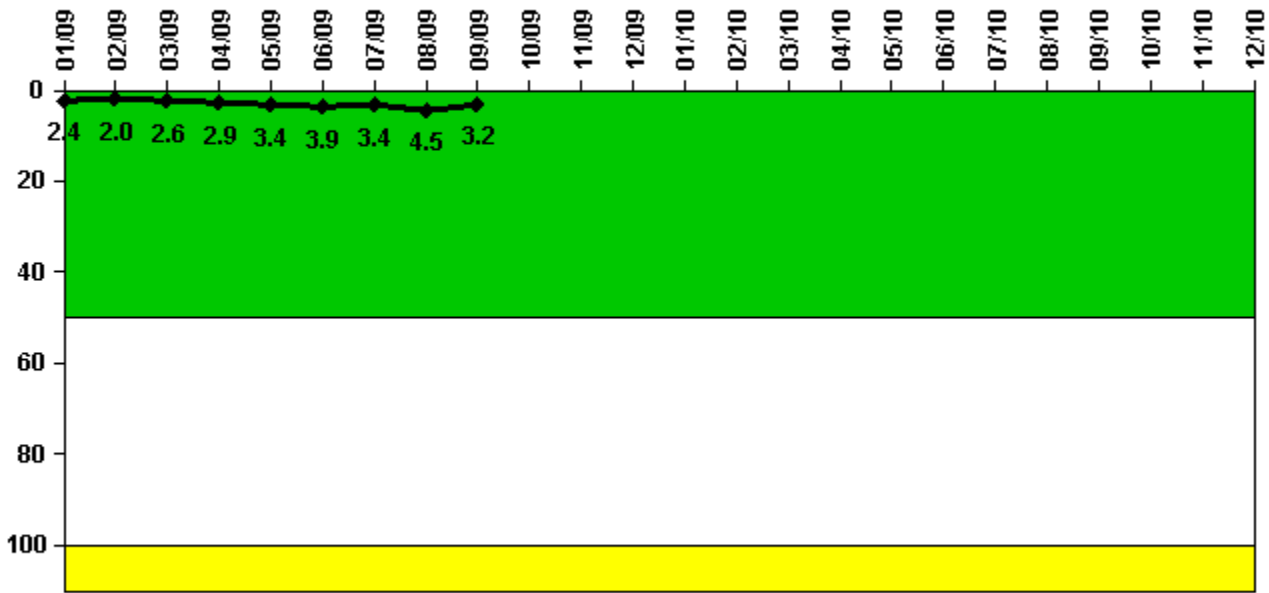
Notes

Reactor Coolant System Activity	1/09	2/09	3/09	4/09	5/09	6/09	7/09	8/09	9/09	10/09	11/09	12/09
Maximum activity	0.001720	0.000982	0.001030	0.000745	0.001050	0.001530	0.001630	0.001540	0.002510	N/A	N/A	N/A
Technical specification limit	1.0	1.0	1.0	1.0	1.0	1.0	1.0	1.0	1.0	1.0	1.0	1.0
Indicator value	0.2	0.1	0.1	0.1	0.1	0.2	0.2	0.2	0.3	N/A	N/A	N/A

Reactor Coolant System Activity	1/10	2/10	3/10	4/10	5/10	6/10	7/10	8/10	9/10	10/10	11/10	12/10
Maximum activity	N/A	N/A	N/A	N/A	N/A	N/A	N/A	N/A	N/A	N/A	N/A	N/A
Technical specification limit	1.0	1.0	1.0	1.0	1.0	1.0	1.0	1.0	1.0	1.0	1.0	1.0
Indicator value	N/A	N/A	N/A	N/A	N/A	N/A	N/A	N/A	N/A	N/A	N/A	N/A

Licensee Comments: none

Reactor Coolant System Leakage



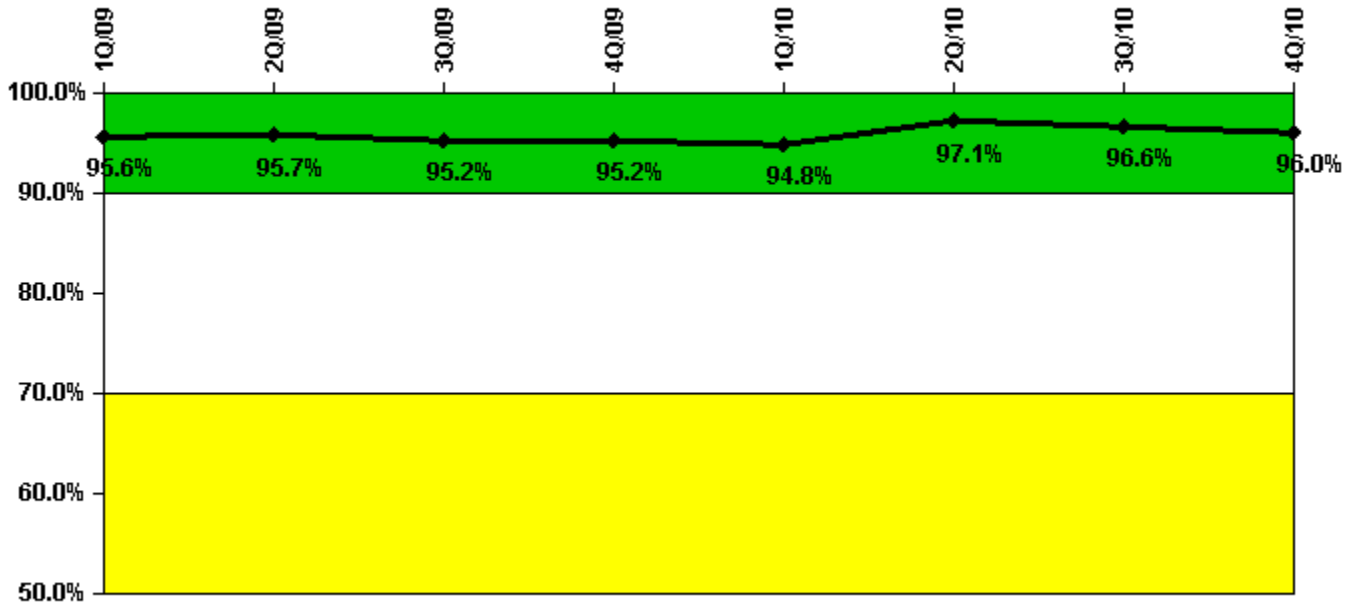
Thresholds: White > 50.0 Yellow > 100.0

Notes

Reactor Coolant System Leakage	1/09	2/09	3/09	4/09	5/09	6/09	7/09	8/09	9/09	10/09	11/09	12/09
Maximum leakage	0.240	0.200	0.260	0.290	0.340	0.390	0.340	0.450	0.320	N/A	N/A	N/A
Technical specification limit	10.0	10.0	10.0	10.0	10.0	10.0	10.0	10.0	10.0	10.0	10.0	10.0
Indicator value	2.4	2.0	2.6	2.9	3.4	3.9	3.4	4.5	3.2	N/A	N/A	N/A
Reactor Coolant System Leakage	1/10	2/10	3/10	4/10	5/10	6/10	7/10	8/10	9/10	10/10	11/10	12/10
Maximum leakage	N/A	N/A	N/A	N/A	N/A	N/A	N/A	N/A	N/A	N/A	N/A	N/A
Technical specification limit	10.0	10.0	10.0	10.0	10.0	10.0	10.0	10.0	10.0	10.0	10.0	10.0
Indicator value	N/A	N/A	N/A	N/A	N/A	N/A	N/A	N/A	N/A	N/A	N/A	N/A

Licensee Comments: none

Drill/Exercise Performance



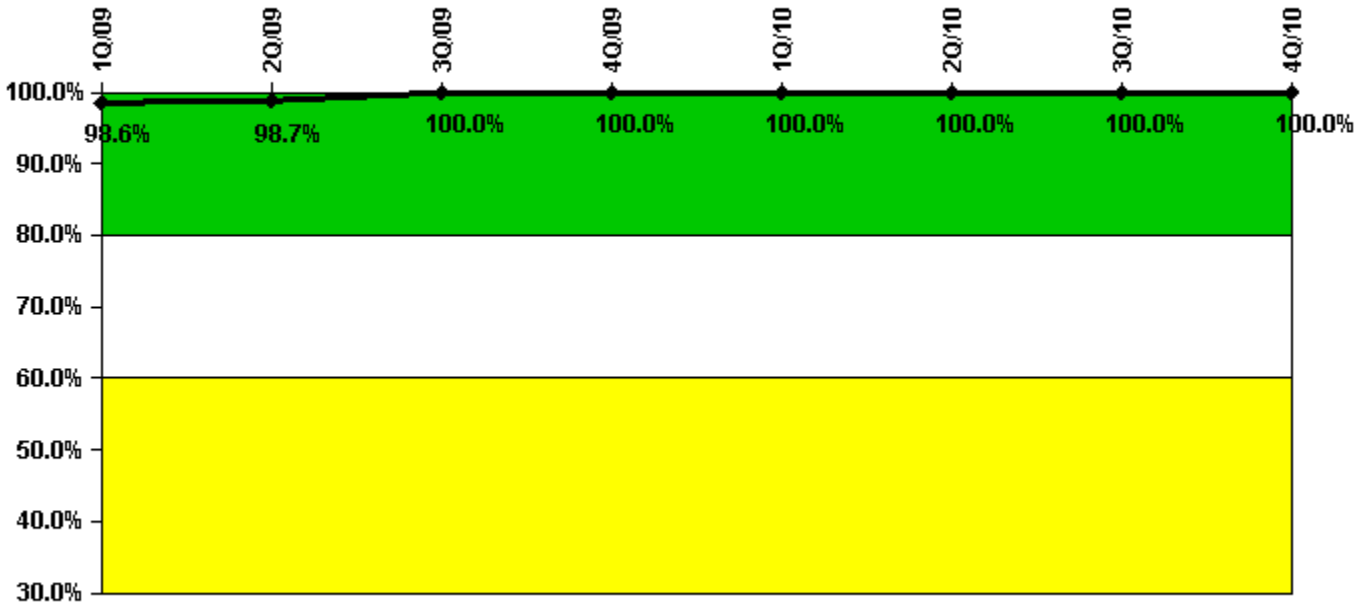
Thresholds: White < 90.0% Yellow < 70.0%

Notes

Drill/Exercise Performance	1Q/09	2Q/09	3Q/09	4Q/09	1Q/10	2Q/10	3Q/10	4Q/10
Successful opportunities	33.0	19.0	20.0	0	32.0	50.0	32.0	32.0
Total opportunities	34.0	19.0	21.0	0	34.0	52.0	33.0	34.0
Indicator value	95.6%	95.7%	95.2%	95.2%	94.8%	97.1%	96.6%	96.0%

License Comments: none

ERO Drill Participation



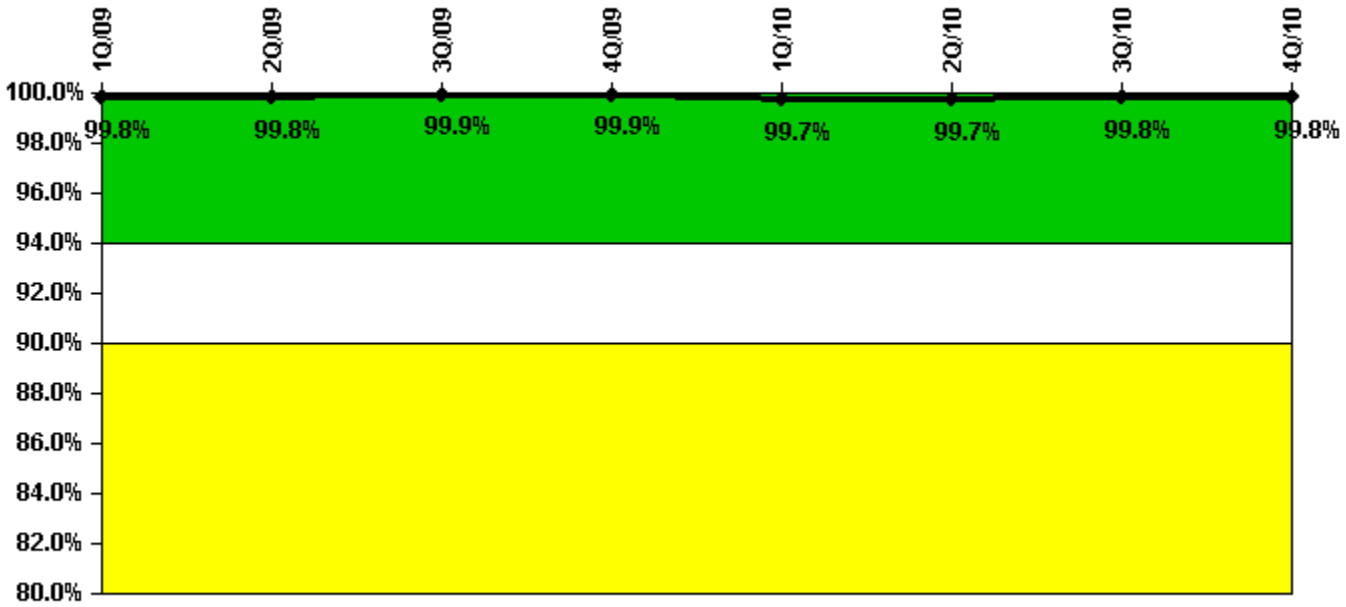
Thresholds: White < 80.0% Yellow < 60.0%

Notes

ERO Drill Participation	1Q/09	2Q/09	3Q/09	4Q/09	1Q/10	2Q/10	3Q/10	4Q/10
Participating Key personnel	73.0	76.0	82.0	80.0	79.0	76.0	75.0	69.0
Total Key personnel	74.0	77.0	82.0	80.0	79.0	76.0	75.0	69.0
Indicator value	98.6%	98.7%	100.0%	100.0%	100.0%	100.0%	100.0%	100.0%

Licensee Comments: none

Alert & Notification System



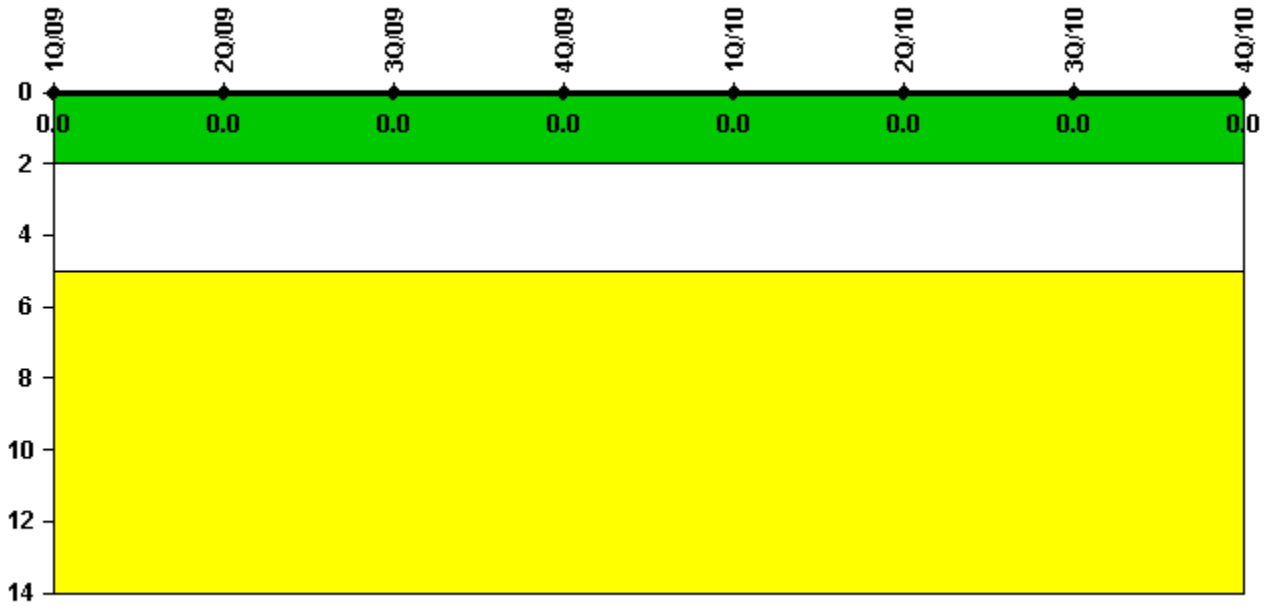
Thresholds: White < 94.0% Yellow < 90.0%

Notes

Alert & Notification System	1Q/09	2Q/09	3Q/09	4Q/09	1Q/10	2Q/10	3Q/10	4Q/10
Successful siren-tests	1000	1038	1078	998	992	1040	1040	1080
Total sirens-tests	1000	1040	1080	1000	1000	1040	1040	1080
Indicator value	99.8%	99.8%	99.9%	99.9%	99.7%	99.7%	99.8%	99.8%

Licensee Comments: none

Occupational Exposure Control Effectiveness



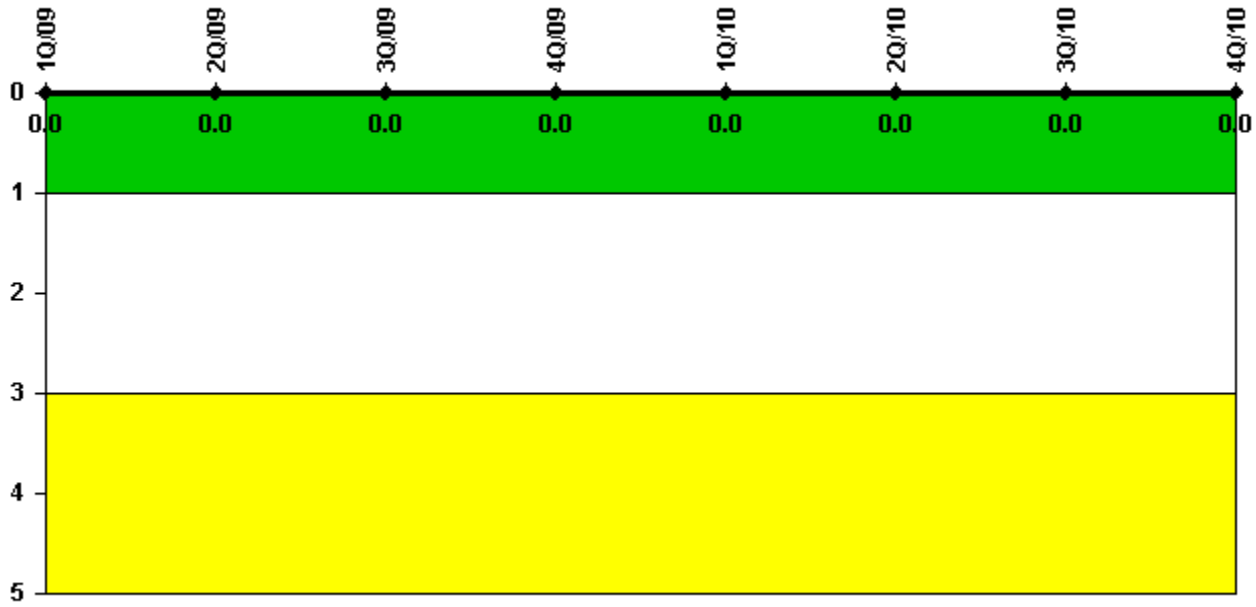
Thresholds: White > 2.0 Yellow > 5.0

Notes

Occupational Exposure Control Effectiveness	1Q/09	2Q/09	3Q/09	4Q/09	1Q/10	2Q/10	3Q/10	4Q/10
High radiation area occurrences	0	0	0	0	0	0	0	0
Very high radiation area occurrences	0	0	0	0	0	0	0	0
Unintended exposure occurrences	0	0	0	0	0	0	0	0
Indicator value	0	0	0	0	0	0	0	0

Licensee Comments: none

RETS/ODCM Radiological Effluent



Thresholds: White > 1.0 Yellow > 3.0

Notes

RETS/ODCM Radiological Effluent	1Q/09	2Q/09	3Q/09	4Q/09	1Q/10	2Q/10	3Q/10	4Q/10
RETS/ODCM occurrences	0	0	0	0	0	0	0	0
Indicator value	0	0	0	0	0	0	0	0

Licensee Comments: none

[Security](#) information not publicly available.