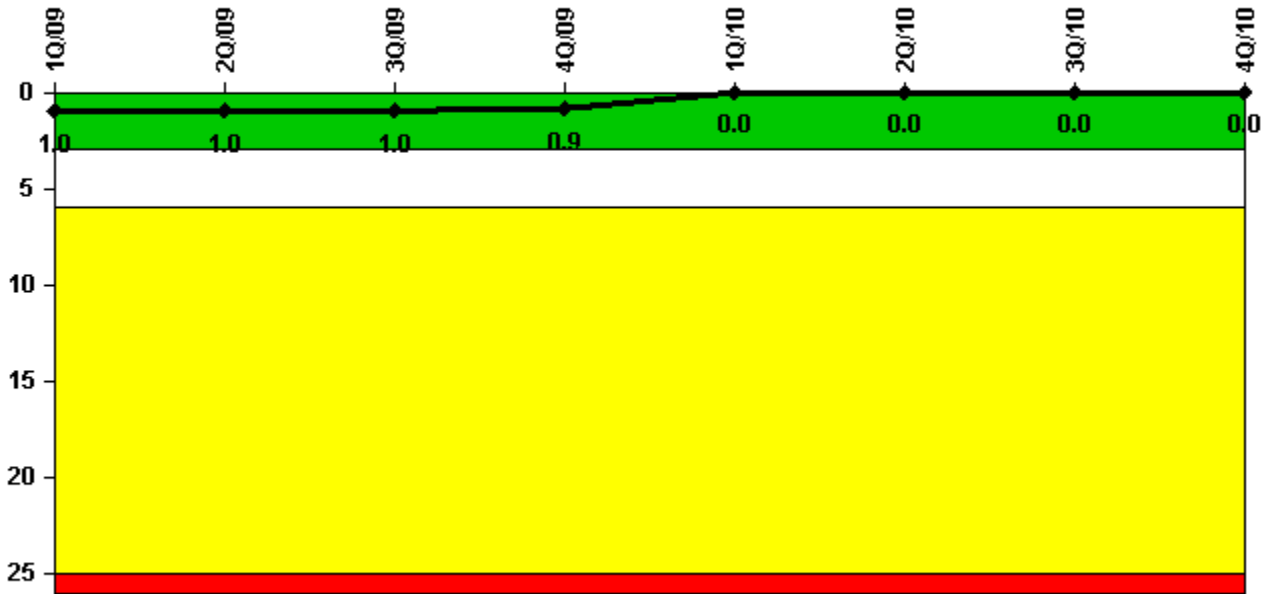


Browns Ferry 1

4Q/2010 Performance Indicators

Licensee's General Comments: none

Unplanned Scrams per 7000 Critical Hrs



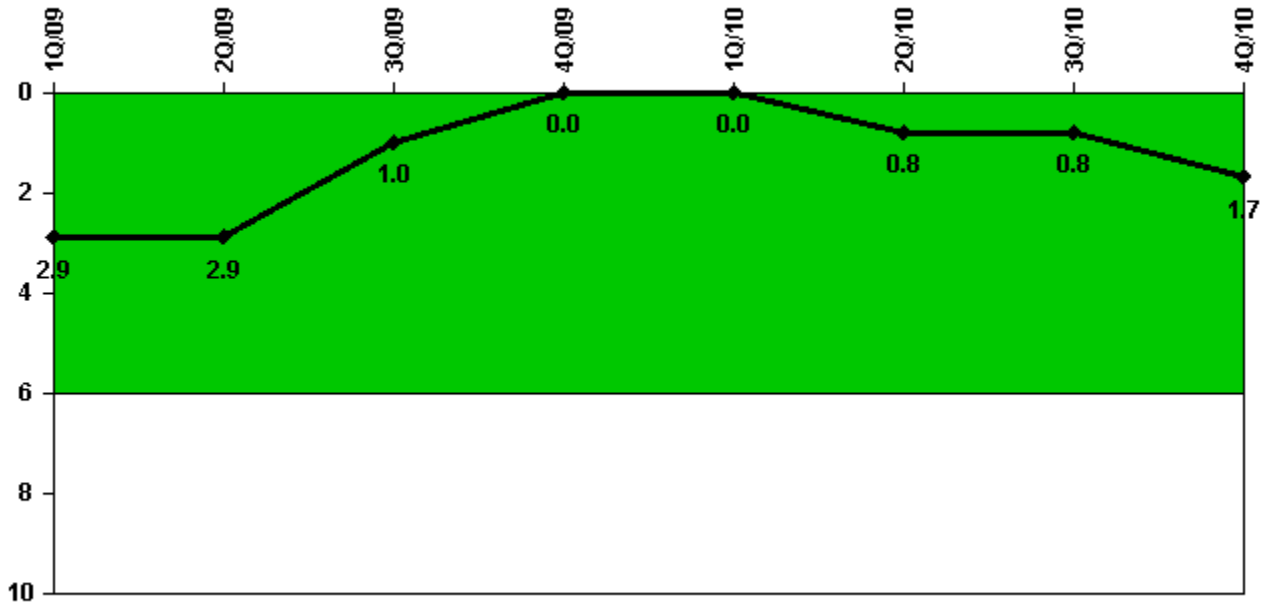
Thresholds: White > 3.0 Yellow > 6.0 Red > 25.0

Notes

Unplanned Scrams per 7000 Critical Hrs	1Q/09	2Q/09	3Q/09	4Q/09	1Q/10	2Q/10	3Q/10	4Q/10
Unplanned scrams	1.0	0	0	0	0	0	0	0
Critical hours	1618.6	2184.0	2208.0	2209.0	2159.0	2184.0	2208.0	1475.8
Indicator value	1.0	1.0	1.0	0.9	0	0	0	0

Licensee Comments: none

Unplanned Power Changes per 7000 Critical Hrs



Thresholds: White > 6.0

Notes

Unplanned Power Changes per 7000 Critical Hrs	1Q/09	2Q/09	3Q/09	4Q/09	1Q/10	2Q/10	3Q/10	4Q/10
Unplanned power changes	0	0	0	0	0	1.0	0	1.0
Critical hours	1618.6	2184.0	2208.0	2209.0	2159.0	2184.0	2208.0	1475.8
Indicator value	2.9	2.9	1.0	0	0	0.8	0.8	1.7

Licensee Comments: none

Unplanned Scrams with Complications



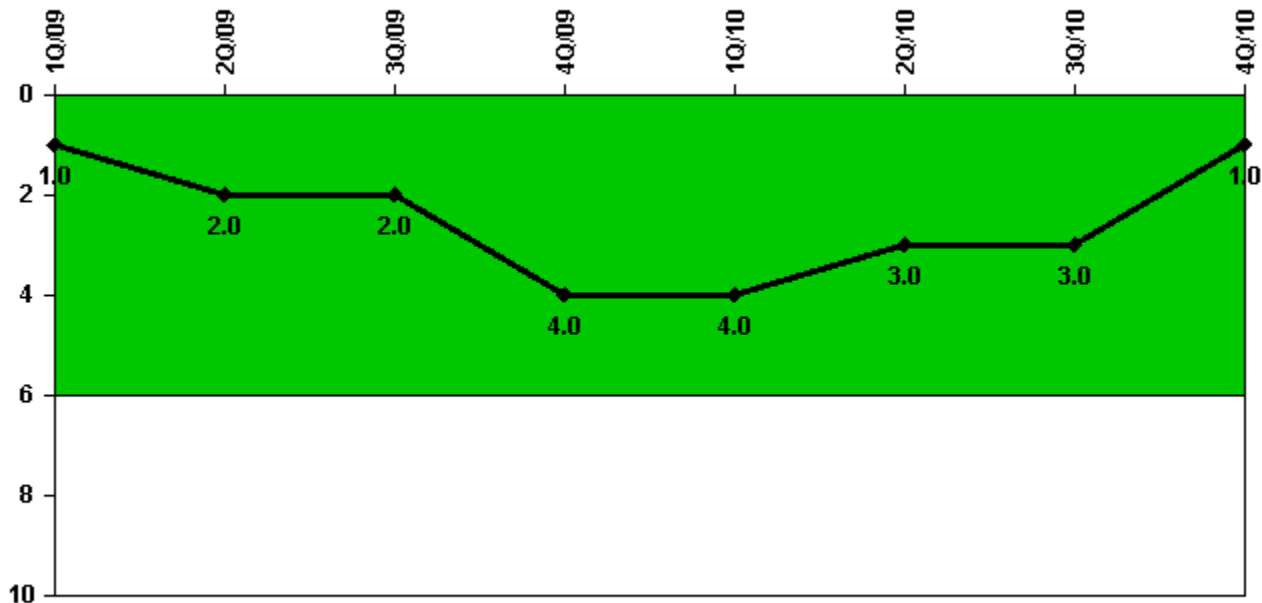
Thresholds: White > 1.0

Notes

Unplanned Scrams with Complications	1Q/09	2Q/09	3Q/09	4Q/09	1Q/10	2Q/10	3Q/10	4Q/10
Scrams with complications	0	0	0	0	0	0	0	0
Indicator value	0.0	0.0	0.0	0.0	0.0	0.0	0.0	0.0

Licensee Comments: none

Safety System Functional Failures (BWR)



Thresholds: White > 6.0


Notes

Safety System Functional Failures (BWR)	1Q/09	2Q/09	3Q/09	4Q/09	1Q/10	2Q/10	3Q/10	4Q/10
Safety System Functional Failures	0	1	0	3	0	0	0	1
Indicator value	1	2	2	4	4	3	3	1

Licensee Comments:

4Q/10: LER 259/2010-001-00 (Units 1, 2, 3) - Unit 1, 2, and 3 Appendix R Safe Shutdown Instruction Procedures Contain Incorrect Operator Manual Actions

Mitigating Systems Performance Index, Emergency AC Power System



Thresholds: White > 1.00E-6 Yellow > 1.00E-5 Red > 1.00E-4

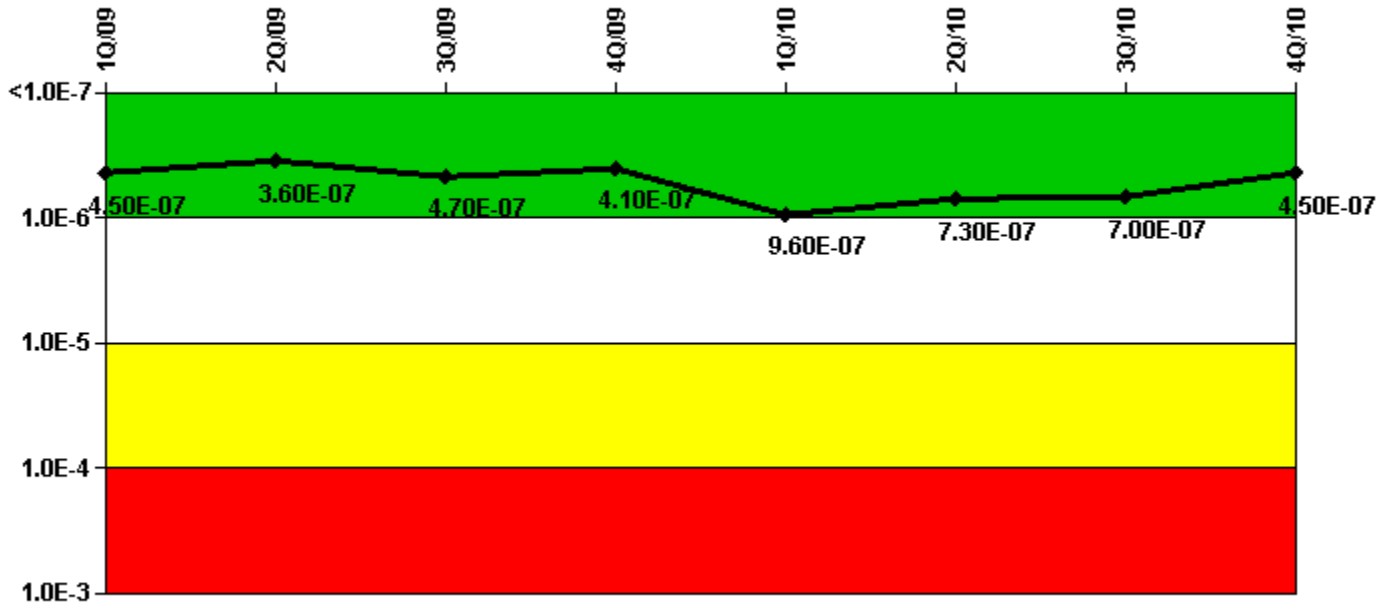
Notes

Mitigating Systems Performance Index, Emergency AC Power System	1Q/09	2Q/09	3Q/09	4Q/09	1Q/10	2Q/10	3Q/10	4Q/10
UAI (Δ CDF)	1.00E-08	1.40E-08	5.60E-09	1.10E-08	1.49E-07	1.49E-07	1.68E-07	7.59E-08
URI (Δ CDF)	-8.50E-08	-8.50E-08	-8.50E-08	-8.40E-08	-4.07E-07	-2.70E-07	-2.70E-07	-1.67E-07
PLE	NO	NO	NO	NO	NO	NO	NO	NO
Indicator value	-7.50E-08	-7.10E-08	-7.94E-08	-7.30E-08	-2.60E-07	-1.20E-07	-1.00E-07	-9.10E-08

Licensee Comments:

4Q/10: Changed PRA Parameter(s). In September 2010, Revision 2 of the Browns Ferry CAFTA PRA Model became the model of record. All MSPI Parameters have been updated to reflect Revision 2 of the PRA model effective October 2010.

Mitigating Systems Performance Index, High Pressure Injection System



Thresholds: White > 1.00E-6 Yellow > 1.00E-5 Red > 1.00E-4

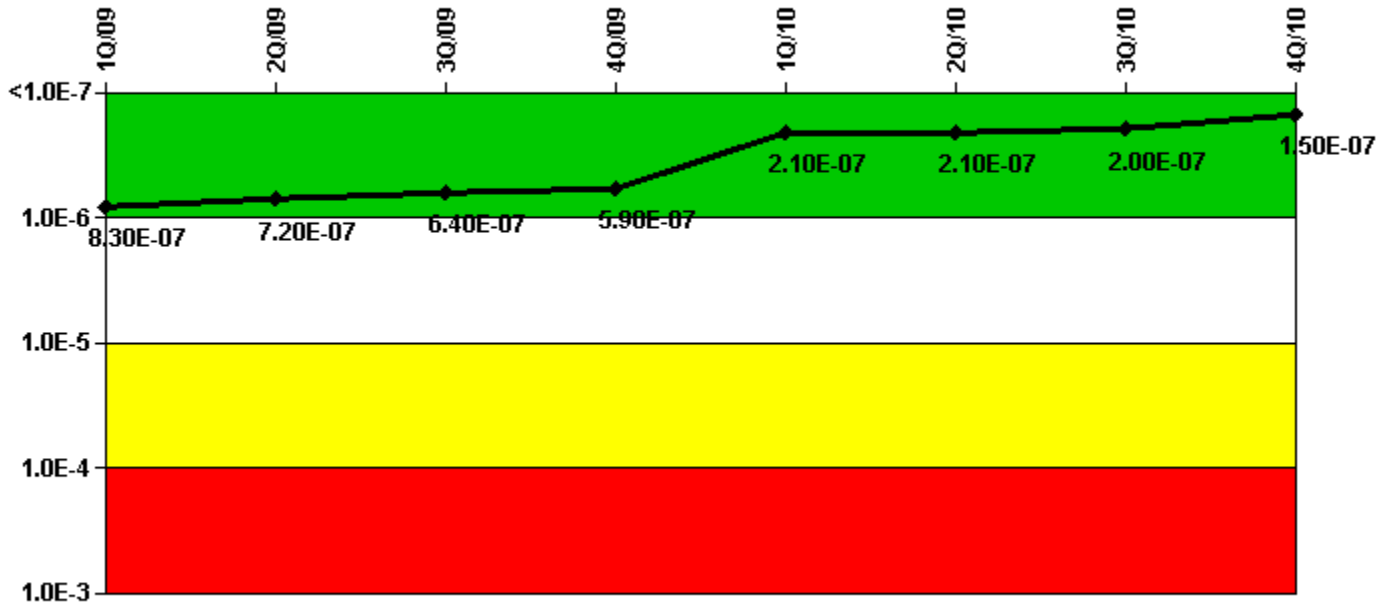
Notes

Mitigating Systems Performance Index, High Pressure Injection System	1Q/09	2Q/09	3Q/09	4Q/09	1Q/10	2Q/10	3Q/10	4Q/10
UAI (ΔCDF)	5.17E-07	4.30E-07	3.94E-07	3.38E-07	7.97E-07	5.65E-07	5.38E-07	3.49E-07
URI (ΔCDF)	-6.39E-08	-6.96E-08	7.97E-08	7.45E-08	1.64E-07	1.61E-07	1.60E-07	1.01E-07
PLE	NO	NO	NO	NO	NO	NO	NO	NO
Indicator value	4.50E-07	3.60E-07	4.70E-07	4.10E-07	9.60E-07	7.30E-07	7.00E-07	4.50E-07

Licensee Comments:

4Q/10: Changed PRA Parameter(s). In September 2010, Revision 2 of the Browns Ferry CAFTA PRA Model became the model of record. All MSPI Parameters have been updated to reflect Revision 2 of the PRA model effective October 2010.

Mitigating Systems Performance Index, Heat Removal System



Thresholds: White > 1.00E-6 Yellow > 1.00E-5 Red > 1.00E-4

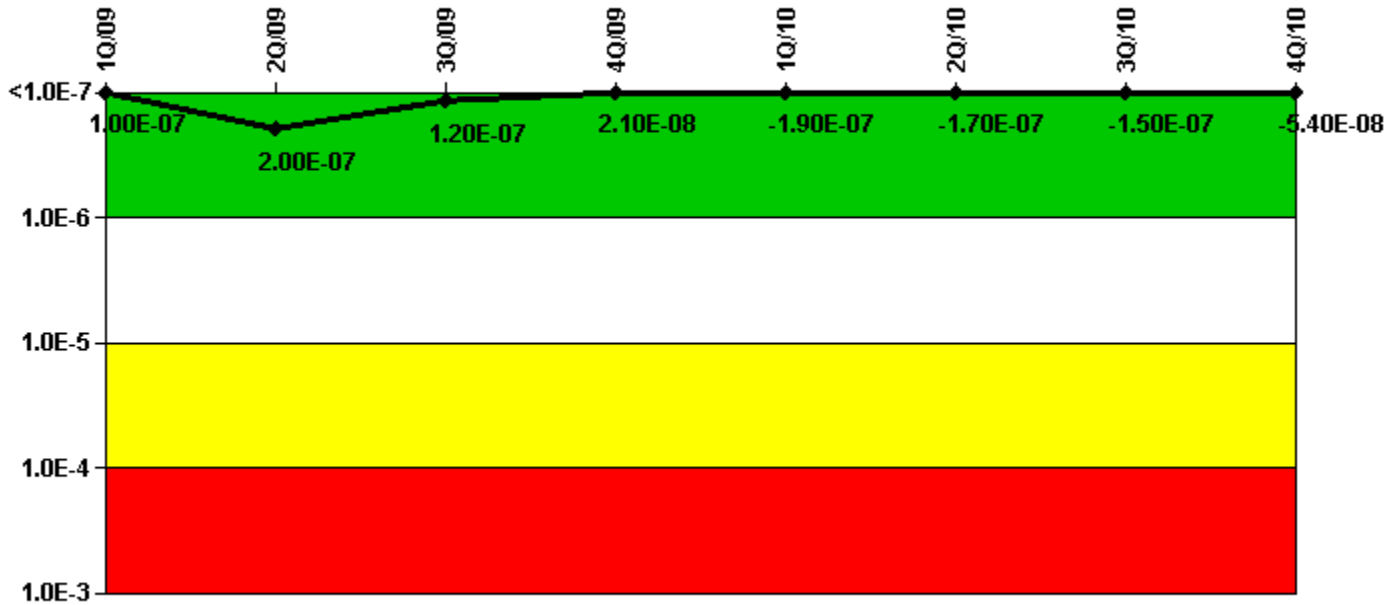
Notes

Mitigating Systems Performance Index, Heat Removal System	1Q/09	2Q/09	3Q/09	4Q/09	1Q/10	2Q/10	3Q/10	4Q/10
UAI (Δ CDF)	3.60E-07	2.80E-07	2.20E-07	1.90E-07	6.79E-08	6.25E-08	6.22E-08	3.16E-08
URI (Δ CDF)	4.70E-07	4.40E-07	4.20E-07	4.00E-07	1.46E-07	1.43E-07	1.42E-07	1.19E-07
PLE	NO	NO	NO	NO	NO	NO	NO	NO
Indicator value	8.30E-07	7.20E-07	6.40E-07	5.90E-07	2.10E-07	2.10E-07	2.00E-07	1.50E-07

Licensee Comments:

4Q/10: Changed PRA Parameter(s). In September 2010, Revision 2 of the Browns Ferry CAFTA PRA Model became the model of record. All MSPI Parameters have been updated to reflect Revision 2 of the PRA model effective October 2010.

Mitigating Systems Performance Index, Residual Heat Removal System



Thresholds: White > 1.00E-6 Yellow > 1.00E-5 Red > 1.00E-4

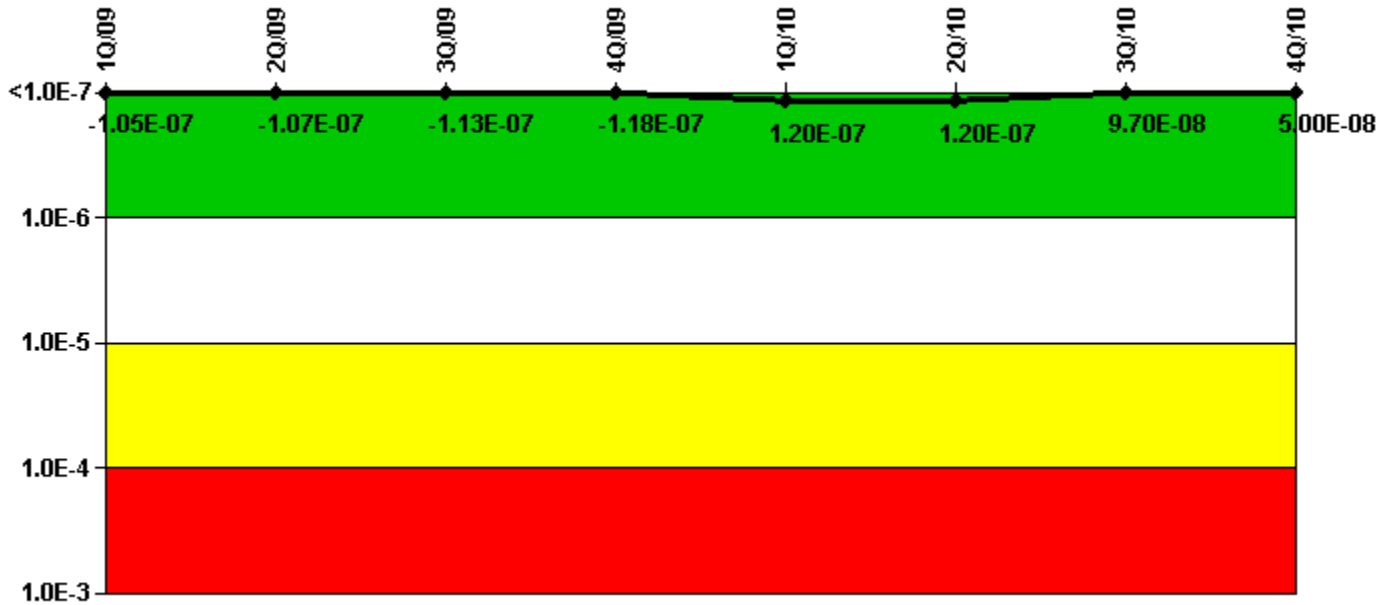
Notes

Mitigating Systems Performance Index, Residual Heat Removal System	1Q/09	2Q/09	3Q/09	4Q/09	1Q/10	2Q/10	3Q/10	4Q/10
UAI (Δ CDF)	2.44E-07	3.44E-07	2.68E-07	1.68E-07	6.63E-09	6.78E-09	2.26E-08	1.77E-09
URI (Δ CDF)	-1.41E-07	-1.44E-07	-1.47E-07	-1.47E-07	-1.95E-07	-1.78E-07	-1.76E-07	-5.62E-08
PLE	NO	NO	NO	NO	NO	NO	NO	NO
Indicator value	1.00E-07	2.00E-07	1.20E-07	2.10E-08	-1.90E-07	-1.70E-07	-1.50E-07	-5.40E-08

Licensee Comments:

4Q/10: Changed PRA Parameter(s). In September 2010, Revision 2 of the Browns Ferry CAFTA PRA Model became the model of record. All MSPI Parameters have been updated to reflect Revision 2 of the PRA model effective October 2010.

Mitigating Systems Performance Index, Cooling Water Systems



Thresholds: White > 1.00E-6 Yellow > 1.00E-5 Red > 1.00E-4

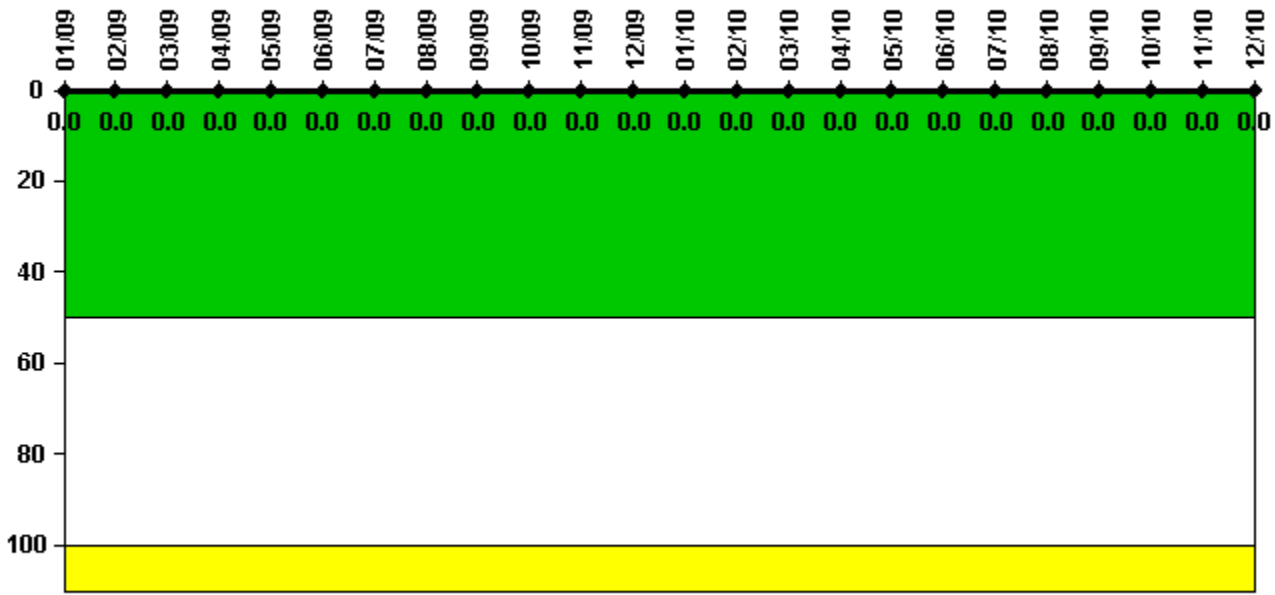
Notes

Mitigating Systems Performance Index, Cooling Water Systems	1Q/09	2Q/09	3Q/09	4Q/09	1Q/10	2Q/10	3Q/10	4Q/10
UAI (Δ CDF)	2.50E-08	2.30E-08	1.70E-08	1.20E-08	6.21E-08	5.72E-08	5.35E-08	3.46E-09
URI (Δ CDF)	-1.30E-07	-1.30E-07	-1.30E-07	-1.30E-07	5.99E-08	5.99E-08	4.40E-08	4.68E-08
PLE	NO	NO	NO	NO	NO	NO	NO	NO
Indicator value	-1.05E-07	-1.07E-07	-1.13E-07	-1.18E-07	1.20E-07	1.20E-07	9.70E-08	5.00E-08

Licensee Comments:

4Q/10: Changed PRA Parameter(s). In September 2010, Revision 2 of the Browns Ferry CAFTA PRA Model became the model of record. All MSPI Parameters have been updated to reflect Revision 2 of the PRA model effective October 2010.

Reactor Coolant System Activity




Thresholds: White > 50.0 Yellow > 100.0

Notes

Reactor Coolant System Activity	1/09	2/09	3/09	4/09	5/09	6/09	7/09	8/09	9/09	10/09	11/09	12/09
Maximum activity	0.000062	0.000036	0.000091	0.000063	0.000046	0.000051	0.000039	0.000035	0.000061	0.000046	0.000068	0.000078
Technical specification limit	3.2	3.2	3.2	3.2	3.2	3.2	3.2	3.2	3.2	3.2	3.2	3.2
Indicator value	0	0	0	0	0	0	0	0	0	0	0	0
Reactor Coolant System Activity	1/10	2/10	3/10	4/10	5/10	6/10	7/10	8/10	9/10	10/10	11/10	12/10
Maximum activity	0.000097	0.000086	0.000086	0.000052	0.000046	0.000044	0.000049	0.000046	0.000103	0.000116	0.000067	0.000088
Technical specification limit	3.2	3.2	3.2	3.2	3.2	3.2	3.2	3.2	3.2	3.2	3.2	3.2
Indicator value	0	0	0	0	0	0	0	0	0	0	0	0

Licensee Comments: none

Reactor Coolant System Leakage



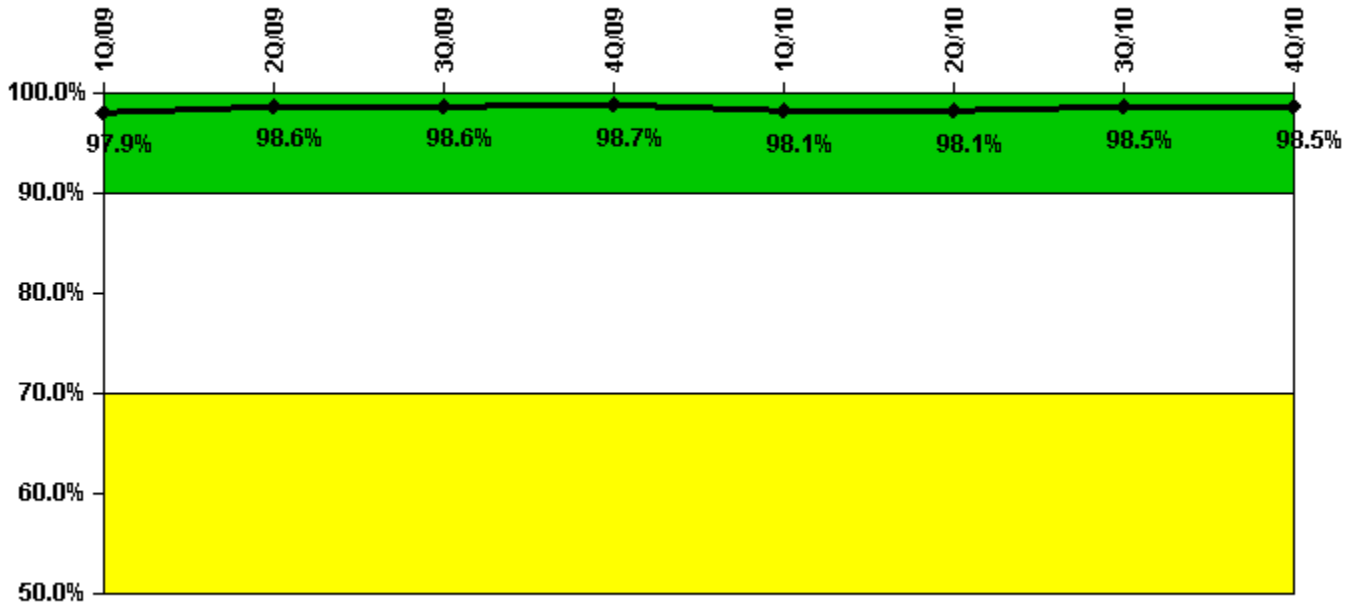
Thresholds: White > 50.0 Yellow > 100.0

Notes

Reactor Coolant System Leakage	1/09	2/09	3/09	4/09	5/09	6/09	7/09	8/09	9/09	10/09	11/09	12/09
Maximum leakage	2.380	1.840	1.940	1.890	1.910	1.940	2.000	2.090	1.920	2.010	1.930	2.510
Technical specification limit	30.0	30.0	30.0	30.0	30.0	30.0	30.0	30.0	30.0	30.0	30.0	30.0
Indicator value	7.9	6.1	6.5	6.3	6.4	6.5	6.7	7.0	6.4	6.7	6.4	8.4
Reactor Coolant System Leakage	1/10	2/10	3/10	4/10	5/10	6/10	7/10	8/10	9/10	10/10	11/10	12/10
Maximum leakage	1.860	1.860	1.860	1.840	1.870	1.890	1.890	1.900	2.430	1.880	1.910	1.950
Technical specification limit	30.0	30.0	30.0	30.0	30.0	30.0	30.0	30.0	30.0	30.0	30.0	30.0
Indicator value	6.2	6.2	6.2	6.1	6.2	6.3	6.3	6.3	8.1	6.3	6.4	6.5

Licensee Comments: none

Drill/Exercise Performance



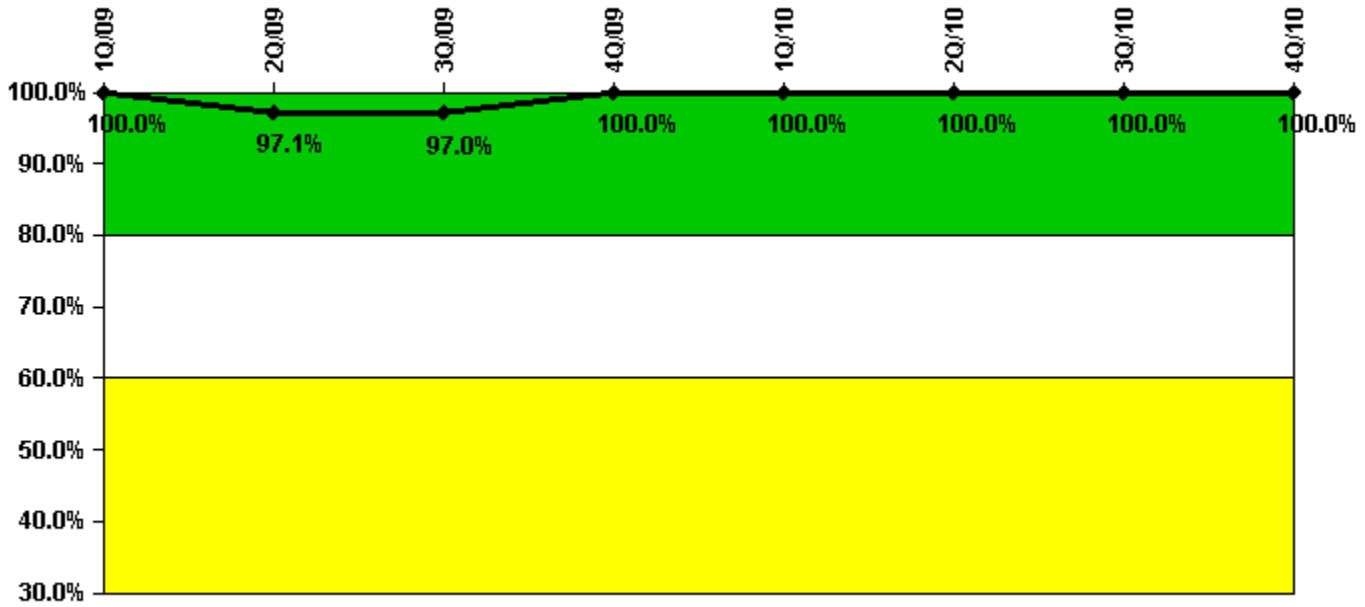
Thresholds: White < 90.0% Yellow < 70.0%

Notes

Drill/Exercise Performance	1Q/09	2Q/09	3Q/09	4Q/09	1Q/10	2Q/10	3Q/10	4Q/10
Successful opportunities	10.0	4.0	8.0	71.0	5.0	8.0	50.0	39.0
Total opportunities	10.0	4.0	8.0	72.0	6.0	8.0	50.0	40.0
Indicator value	97.9%	98.6%	98.6%	98.7%	98.1%	98.1%	98.5%	98.5%

Licensee Comments: none

ERO Drill Participation



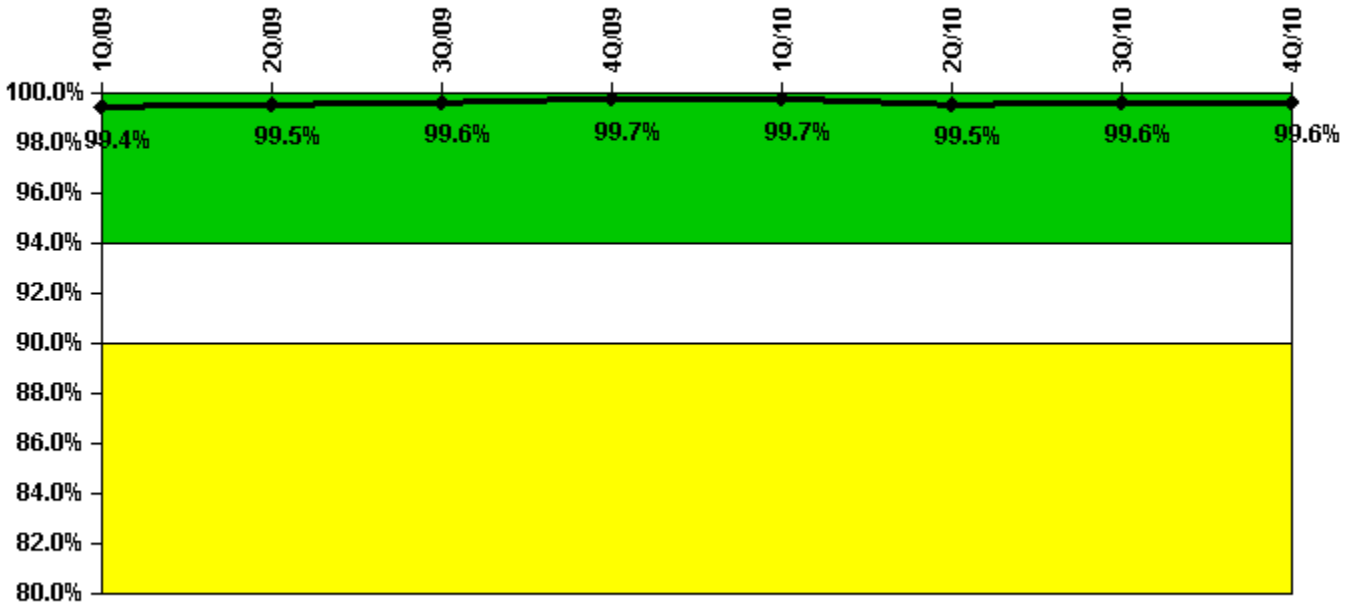
Thresholds: White < 80.0% Yellow < 60.0%

Notes

ERO Drill Participation	1Q/09	2Q/09	3Q/09	4Q/09	1Q/10	2Q/10	3Q/10	4Q/10
Participating Key personnel	73.0	66.0	64.0	69.0	72.0	73.0	73.0	74.0
Total Key personnel	73.0	68.0	66.0	69.0	72.0	73.0	73.0	74.0
Indicator value	100.0%	97.1%	97.0%	100.0%	100.0%	100.0%	100.0%	100.0%

Licensee Comments: none

Alert & Notification System



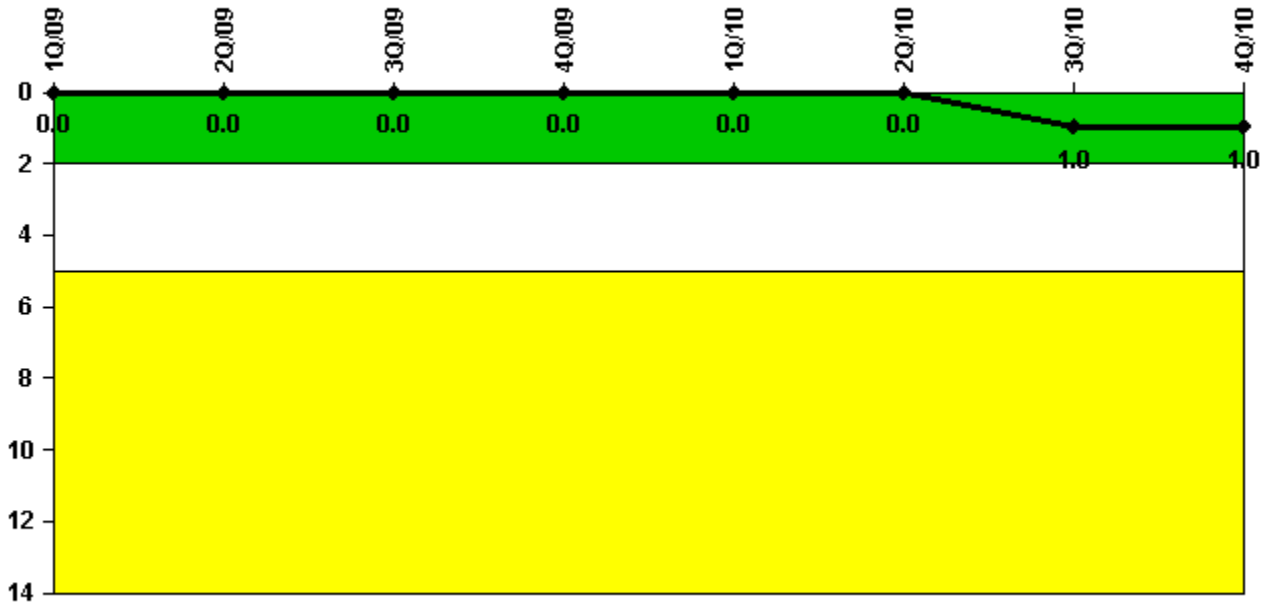
Thresholds: White < 94.0% Yellow < 90.0%

Notes

Alert & Notification System	1Q/09	2Q/09	3Q/09	4Q/09	1Q/10	2Q/10	3Q/10	4Q/10
Successful siren-tests	994	600	897	698	897	693	898	699
Total sirens-tests	1000	600	900	700	900	700	900	700
Indicator value	99.4%	99.5%	99.6%	99.7%	99.7%	99.5%	99.6%	99.6%

Licensee Comments: none

Occupational Exposure Control Effectiveness



Thresholds: White > 2.0 Yellow > 5.0

Notes

Occupational Exposure Control Effectiveness	1Q/09	2Q/09	3Q/09	4Q/09	1Q/10	2Q/10	3Q/10	4Q/10
High radiation area occurrences	0	0	0	0	0	0	1	0
Very high radiation area occurrences	0	0	0	0	0	0	0	0
Unintended exposure occurrences	0	0	0	0	0	0	0	0
Indicator value	0	0	0	0	0	0	1	1

Licensee Comments: none

RETS/ODCM Radiological Effluent



Thresholds: White > 1.0 Yellow > 3.0

Notes

RETS/ODCM Radiological Effluent	1Q/09	2Q/09	3Q/09	4Q/09	1Q/10	2Q/10	3Q/10	4Q/10
RETS/ODCM occurrences	0	0	0	0	0	0	0	0
Indicator value	0	0	0	0	0	0	0	0

Licensee Comments: none

[Security](#) information not publicly available.