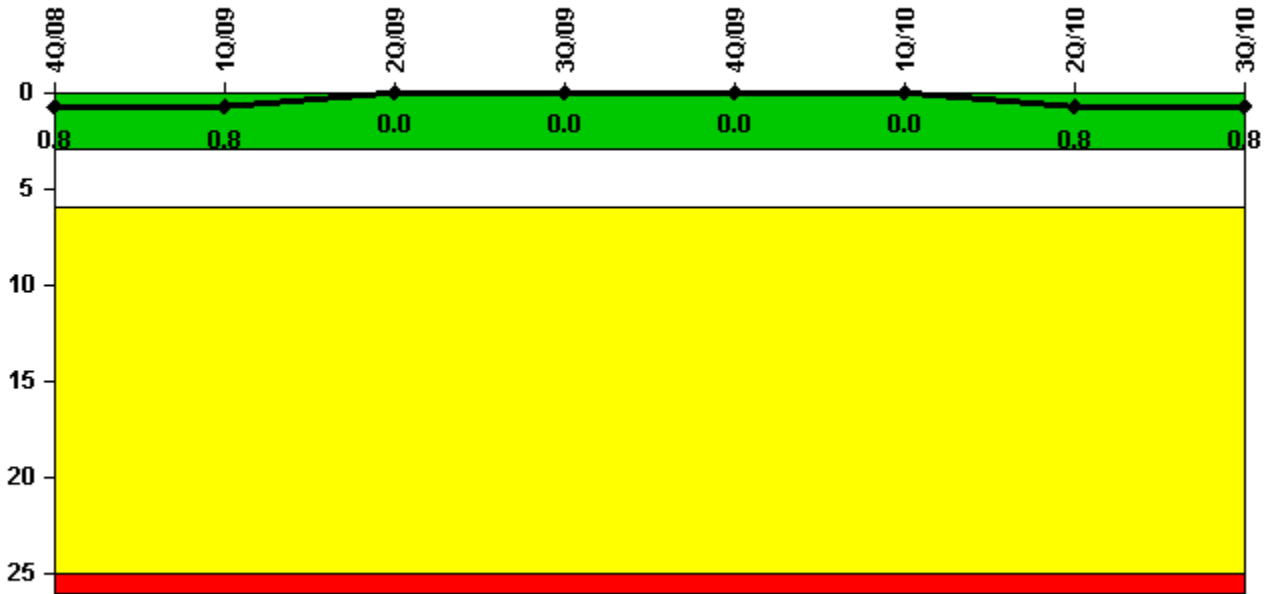


Surry 1

3Q/2010 Performance Indicators

Licensee's General Comments: none

Unplanned Scrams per 7000 Critical Hrs



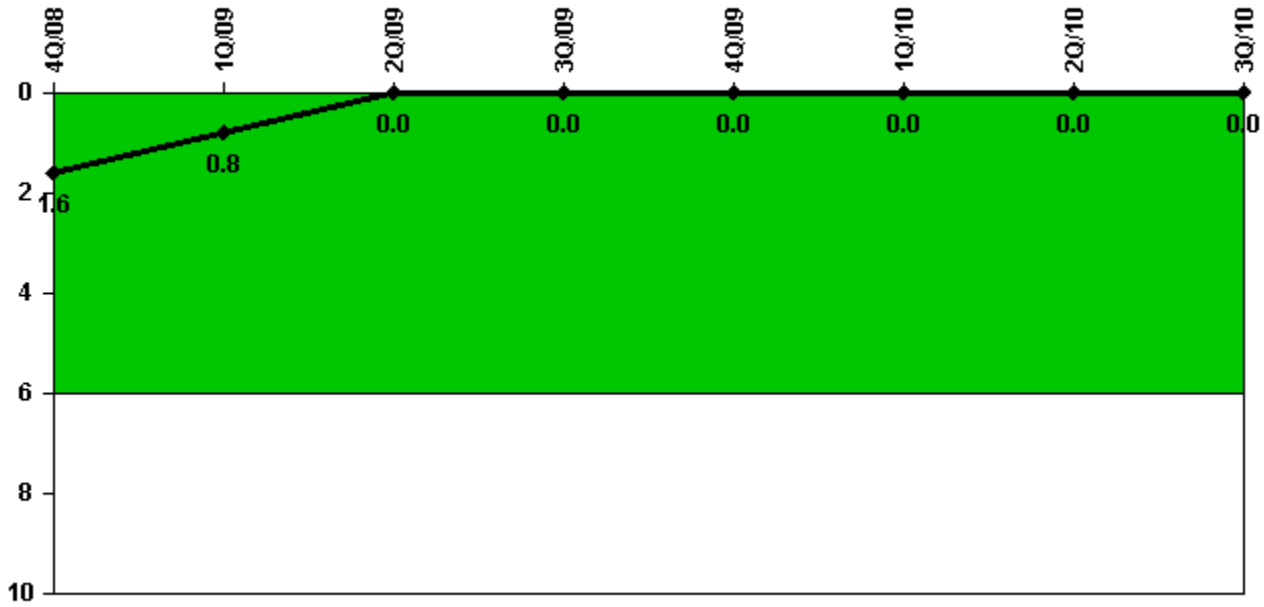
Thresholds: White > 3.0 Yellow > 6.0 Red > 25.0

Notes

| Unplanned Scrams per 7000 Critical Hrs | 4Q/08 | 1Q/09 | 2Q/09 | 3Q/09 | 4Q/09 | 1Q/10 | 2Q/10 | 3Q/10 |
|--|--------|--------|--------|--------|--------|--------|--------|--------|
| Unplanned scrams | 0 | 0 | 0 | 0 | 0 | 0 | 1.0 | 0 |
| Critical hours | 2118.0 | 2159.0 | 1655.9 | 2208.0 | 2209.0 | 2159.0 | 2107.0 | 2208.0 |
| Indicator value | 0.8 | 0.8 | 0 | 0 | 0 | 0 | 0.8 | 0.8 |

Licensee Comments: none

Unplanned Power Changes per 7000 Critical Hrs



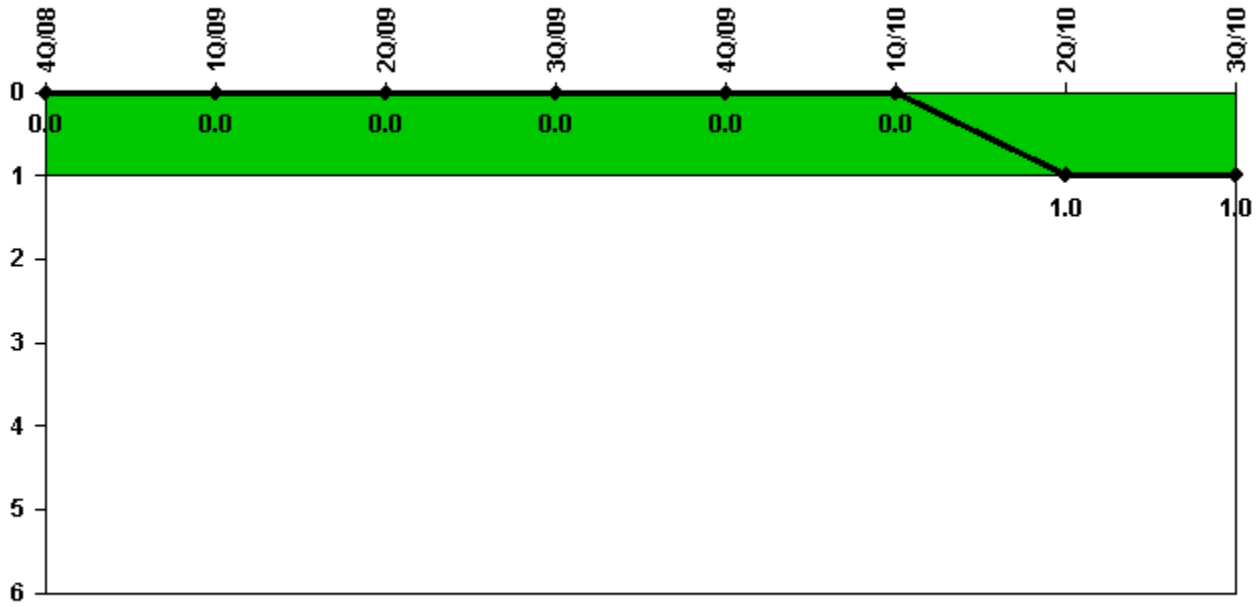
Thresholds: White > 6.0

Notes

| Unplanned Power Changes per 7000 Critical Hrs | 4Q/08 | 1Q/09 | 2Q/09 | 3Q/09 | 4Q/09 | 1Q/10 | 2Q/10 | 3Q/10 |
|---|--------|--------|--------|--------|--------|--------|--------|--------|
| Unplanned power changes | 0 | 0 | 0 | 0 | 0 | 0 | 0 | 0 |
| Critical hours | 2118.0 | 2159.0 | 1655.9 | 2208.0 | 2209.0 | 2159.0 | 2107.0 | 2208.0 |
| Indicator value | 1.6 | 0.8 | 0 | 0 | 0 | 0 | 0 | 0 |

Licensee Comments: none

Unplanned Scrams with Complications



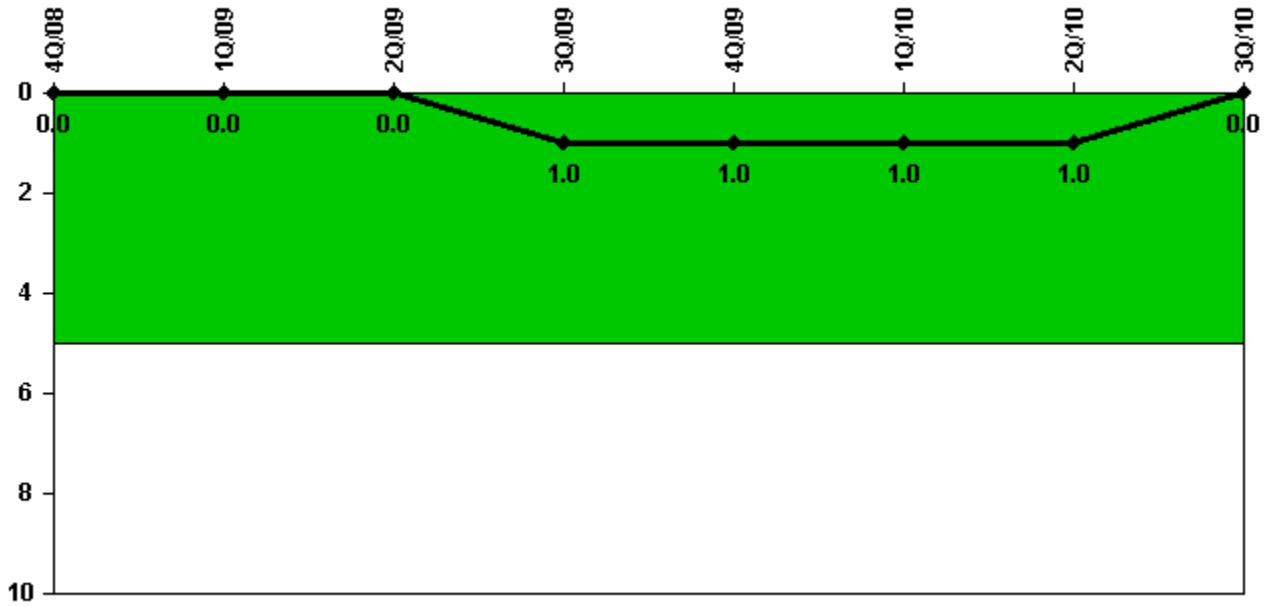
Thresholds: White > 1.0

Notes

| Unplanned Scrams with Complications | 4Q/08 | 1Q/09 | 2Q/09 | 3Q/09 | 4Q/09 | 1Q/10 | 2Q/10 | 3Q/10 |
|-------------------------------------|-------|-------|-------|-------|-------|-------|-------|-------|
| Scrams with complications | 0 | 0 | 0 | 0 | 0 | 0 | 1.0 | 0 |
| | | | | | | | | |
| | | | | | | | | |
| Indicator value | 0.0 | 0.0 | 0.0 | 0.0 | 0.0 | 0.0 | 1.0 | 1.0 |

Licensee Comments: none

Safety System Functional Failures (PWR)



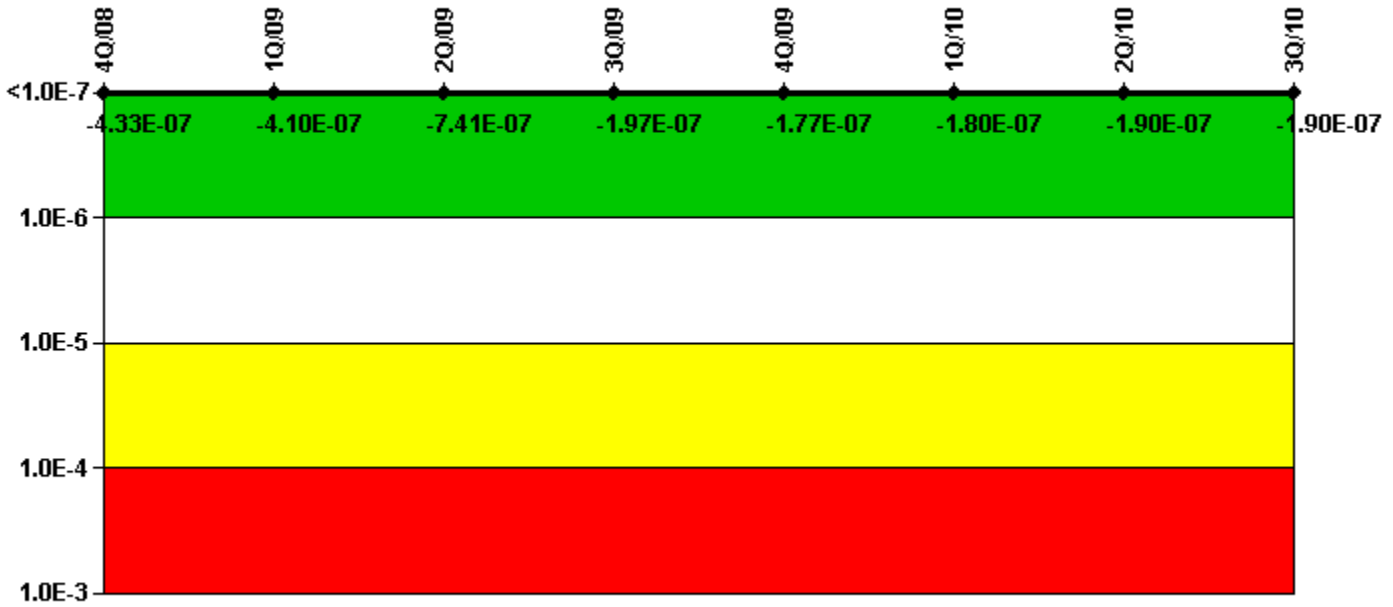
Thresholds: White > 5.0

Notes

| Safety System Functional Failures (PWR) | 4Q/08 | 1Q/09 | 2Q/09 | 3Q/09 | 4Q/09 | 1Q/10 | 2Q/10 | 3Q/10 |
|---|-------|-------|-------|-------|-------|-------|-------|-------|
| Safety System Functional Failures | 0 | 0 | 0 | 1 | 0 | 0 | 0 | 0 |
| Indicator value | 0 | 0 | 0 | 1 | 1 | 1 | 1 | 0 |

Licensee Comments: none

Mitigating Systems Performance Index, Emergency AC Power System



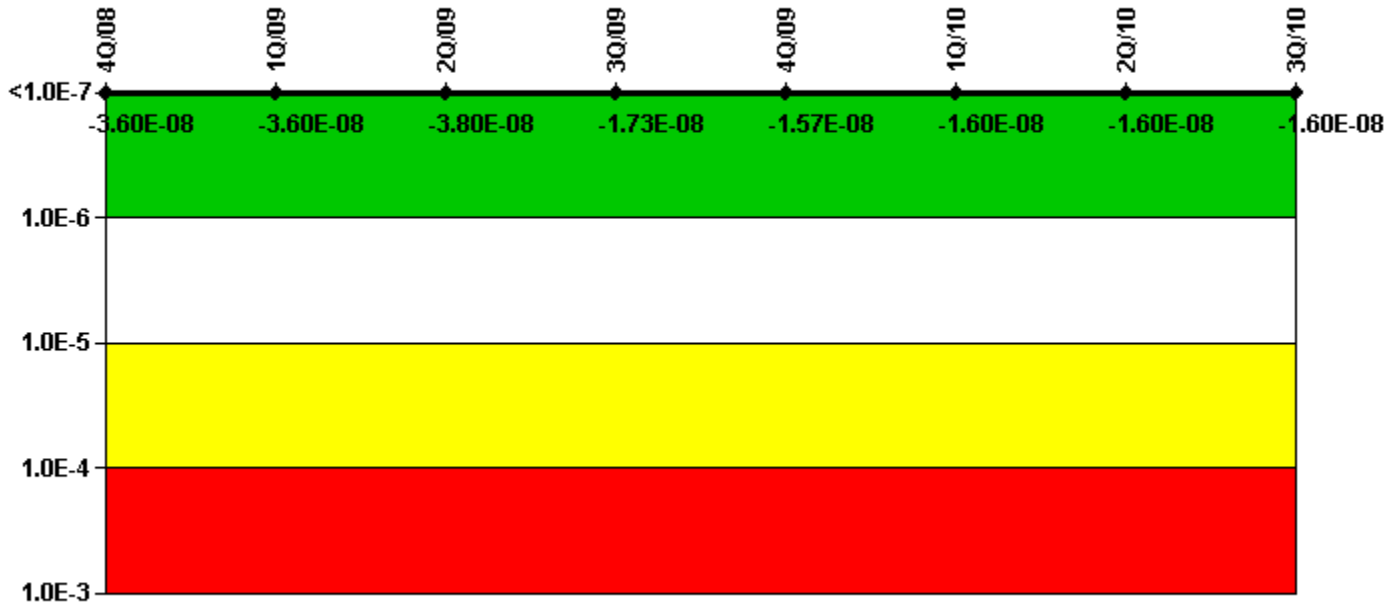
Thresholds: White > 1.00E-6 Yellow > 1.00E-5 Red > 1.00E-4

Notes

| Mitigating Systems Performance Index, Emergency AC Power System | 4Q/08 | 1Q/09 | 2Q/09 | 3Q/09 | 4Q/09 | 1Q/10 | 2Q/10 | 3Q/10 |
|---|-----------|-----------|-----------|-----------|-----------|-----------|-----------|-----------|
| UAI (Δ CDF) | 1.70E-08 | 4.00E-08 | 4.90E-08 | 3.40E-09 | 3.30E-09 | 3.29E-09 | 3.39E-10 | 3.39E-10 |
| URI (Δ CDF) | -4.50E-07 | -4.50E-07 | -7.90E-07 | -2.00E-07 | -1.80E-07 | -1.82E-07 | -1.89E-07 | -1.87E-07 |
| PLE | NO | NO | NO | NO | NO | NO | NO | NO |
| Indicator value | -4.33E-07 | -4.10E-07 | -7.41E-07 | -1.97E-07 | -1.77E-07 | -1.80E-07 | -1.90E-07 | -1.90E-07 |

Licensee Comments: none

Mitigating Systems Performance Index, High Pressure Injection System



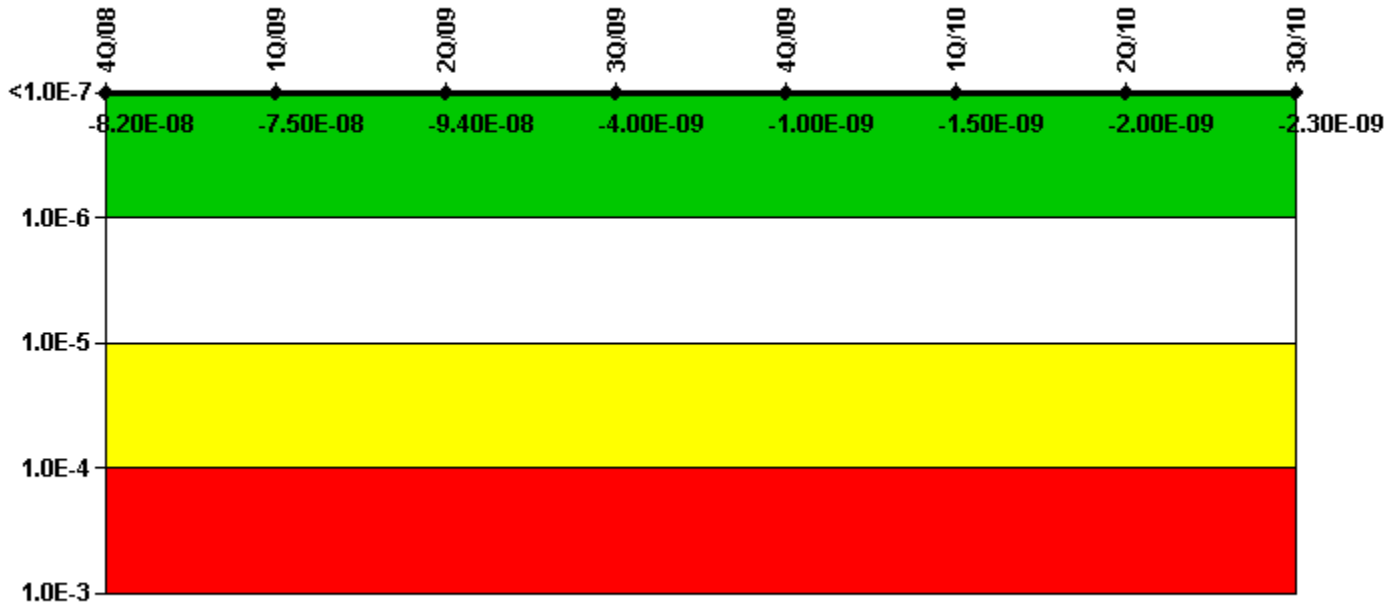
Thresholds: White > 1.00E-6 Yellow > 1.00E-5 Red > 1.00E-4

Notes

| Mitigating Systems Performance Index, High Pressure Injection System | 4Q/08 | 1Q/09 | 2Q/09 | 3Q/09 | 4Q/09 | 1Q/10 | 2Q/10 | 3Q/10 |
|--|-----------|-----------|-----------|-----------|-----------|-----------|-----------|-----------|
| UAI (Δ CDF) | -2.00E-09 | -2.00E-09 | -2.00E-09 | -1.30E-09 | -7.40E-10 | -8.32E-10 | -8.32E-10 | -8.32E-10 |
| URI (Δ CDF) | -3.40E-08 | -3.40E-08 | -3.60E-08 | -1.60E-08 | -1.50E-08 | -1.48E-08 | -1.50E-08 | -1.52E-08 |
| PLE | NO | NO | NO | NO | NO | NO | NO | NO |
| Indicator value | -3.60E-08 | -3.60E-08 | -3.80E-08 | -1.73E-08 | -1.57E-08 | -1.60E-08 | -1.60E-08 | -1.60E-08 |

Licensee Comments: none

Mitigating Systems Performance Index, Heat Removal System



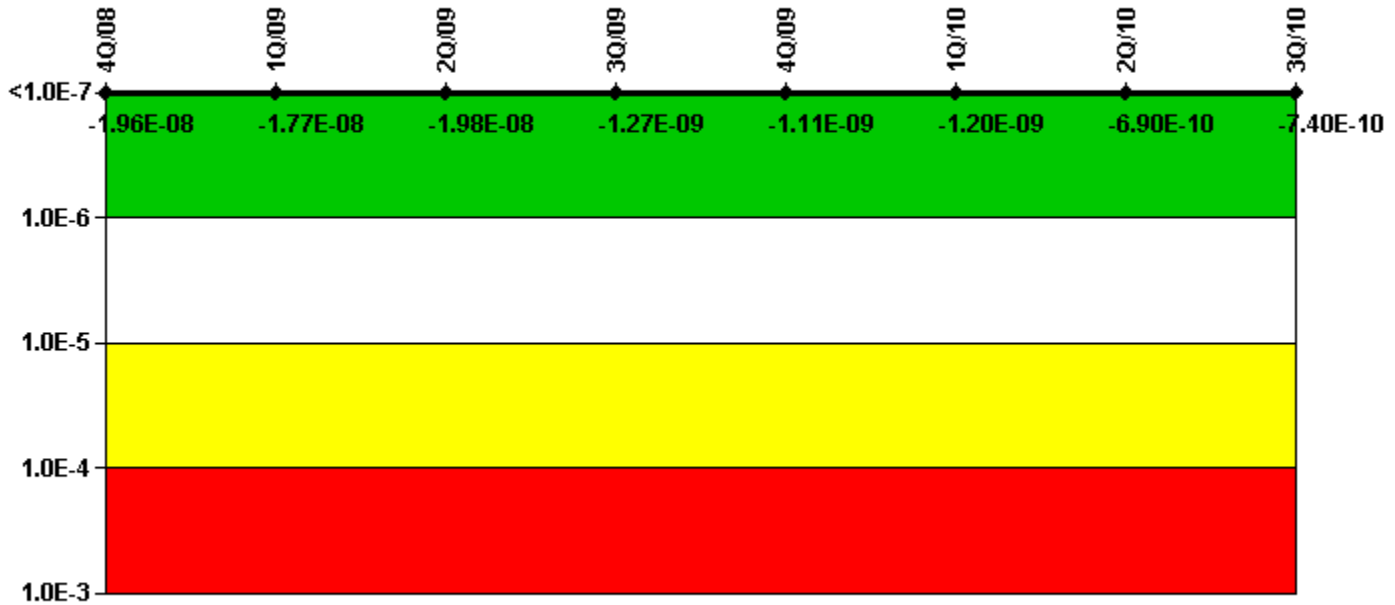
Thresholds: White > 1.00E-6 Yellow > 1.00E-5 Red > 1.00E-4

Notes

| Mitigating Systems Performance Index, Heat Removal System | 4Q/08 | 1Q/09 | 2Q/09 | 3Q/09 | 4Q/09 | 1Q/10 | 2Q/10 | 3Q/10 |
|---|-----------|-----------|-----------|-----------|-----------|-----------|-----------|-----------|
| UAI (Δ CDF) | 3.80E-08 | 4.50E-08 | 2.60E-08 | 1.40E-08 | 1.40E-08 | 1.37E-08 | 1.45E-08 | 1.36E-08 |
| URI (Δ CDF) | -1.20E-07 | -1.20E-07 | -1.20E-07 | -1.80E-08 | -1.50E-08 | -1.53E-08 | -1.65E-08 | -1.59E-08 |
| PLE | NO | NO | NO | NO | NO | NO | NO | NO |
| Indicator value | -8.20E-08 | -7.50E-08 | -9.40E-08 | -4.00E-09 | -1.00E-09 | -1.50E-09 | -2.00E-09 | -2.30E-09 |

Licensee Comments: none

Mitigating Systems Performance Index, Residual Heat Removal System



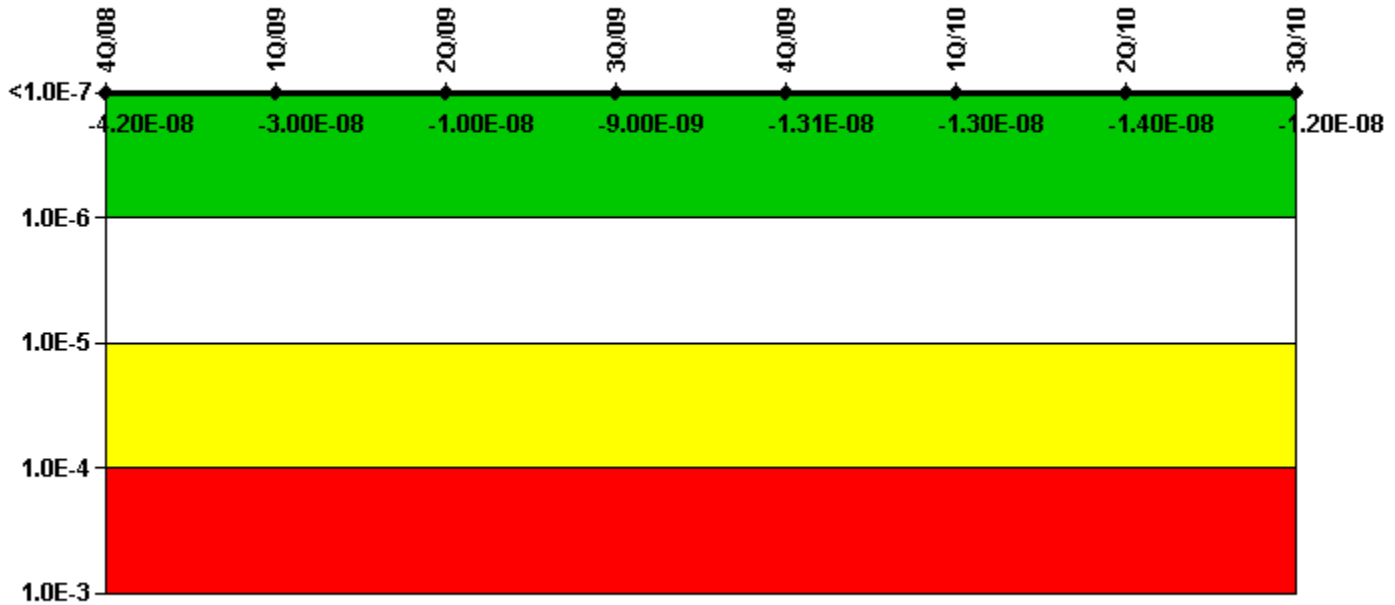
Thresholds: White > 1.00E-6 Yellow > 1.00E-5 Red > 1.00E-4

Notes

| Mitigating Systems Performance Index, Residual Heat Removal System | 4Q/08 | 1Q/09 | 2Q/09 | 3Q/09 | 4Q/09 | 1Q/10 | 2Q/10 | 3Q/10 |
|--|-----------|-----------|-----------|-----------|-----------|-----------|-----------|-----------|
| UAI (Δ CDF) | -4.60E-09 | -2.70E-09 | -2.80E-09 | -1.70E-10 | -1.70E-10 | -2.70E-10 | 2.71E-10 | 2.14E-10 |
| URI (Δ CDF) | -1.50E-08 | -1.50E-08 | -1.70E-08 | -1.10E-09 | -9.40E-10 | -9.10E-10 | -9.57E-10 | -9.57E-10 |
| PLE | NO | NO | NO | NO | NO | NO | NO | NO |
| Indicator value | -1.96E-08 | -1.77E-08 | -1.98E-08 | -1.27E-09 | -1.11E-09 | -1.20E-09 | -6.90E-10 | -7.40E-10 |

Licensee Comments: none

Mitigating Systems Performance Index, Cooling Water Systems




Thresholds: White > 1.00E-6 Yellow > 1.00E-5 Red > 1.00E-4

Notes

| Mitigating Systems Performance Index, Cooling Water Systems | 4Q/08 | 1Q/09 | 2Q/09 | 3Q/09 | 4Q/09 | 1Q/10 | 2Q/10 | 3Q/10 |
|---|-----------|-----------|-----------|-----------|-----------|-----------|-----------|-----------|
| UAI (Δ CDF) | 9.80E-08 | 1.20E-07 | 1.40E-07 | 1.10E-08 | 6.90E-09 | 6.88E-09 | 6.40E-09 | 7.35E-09 |
| URI (Δ CDF) | -1.40E-07 | -1.50E-07 | -1.50E-07 | -2.00E-08 | -2.00E-08 | -1.98E-08 | -2.01E-08 | -1.94E-08 |
| PLE | NO | NO | NO | NO | NO | NO | NO | NO |
| Indicator value | -4.20E-08 | -3.00E-08 | -1.00E-08 | -9.00E-09 | -1.31E-08 | -1.30E-08 | -1.40E-08 | -1.20E-08 |

Licensee Comments: none

Reactor Coolant System Activity




Thresholds: White > 50.0 Yellow > 100.0

Notes

| | | | | | | | | | | | | |
|---------------------------------|----------|----------|----------|----------|----------|----------|----------|----------|----------|----------|----------|----------|
| Reactor Coolant System Activity | 10/08 | 11/08 | 12/08 | 1/09 | 2/09 | 3/09 | 4/09 | 5/09 | 6/09 | 7/09 | 8/09 | 9/09 |
| Maximum activity | 0.001140 | 0.001310 | 0.001410 | 0.001580 | 0.001420 | 0.001480 | 0.001630 | 0.000819 | 0.000665 | 0.000750 | 0.000796 | 0.000851 |
| Technical specification limit | 1.0 | 1.0 | 1.0 | 1.0 | 1.0 | 1.0 | 1.0 | 1.0 | 1.0 | 1.0 | 1.0 | 1.0 |
| Indicator value | 0.1 | 0.1 | 0.1 | 0.2 | 0.1 | 0.1 | 0.2 | 0.1 | 0.1 | 0.1 | 0.1 | 0.1 |
| Reactor Coolant System Activity | 10/09 | 11/09 | 12/09 | 1/10 | 2/10 | 3/10 | 4/10 | 5/10 | 6/10 | 7/10 | 8/10 | 9/10 |
| Maximum activity | 0.000981 | 0.000996 | 0.001130 | 0.001250 | 0.001270 | 0.001720 | 0.001550 | 0.001370 | 0.001510 | 0.001550 | 0.001420 | 0.002170 |
| Technical specification limit | 1.0 | 1.0 | 1.0 | 1.0 | 1.0 | 1.0 | 1.0 | 1.0 | 1.0 | 1.0 | 1.0 | 1.0 |
| Indicator value | 0.1 | 0.1 | 0.1 | 0.1 | 0.1 | 0.2 | 0.2 | 0.1 | 0.2 | 0.2 | 0.1 | 0.2 |

Licensee Comments: none

Reactor Coolant System Leakage



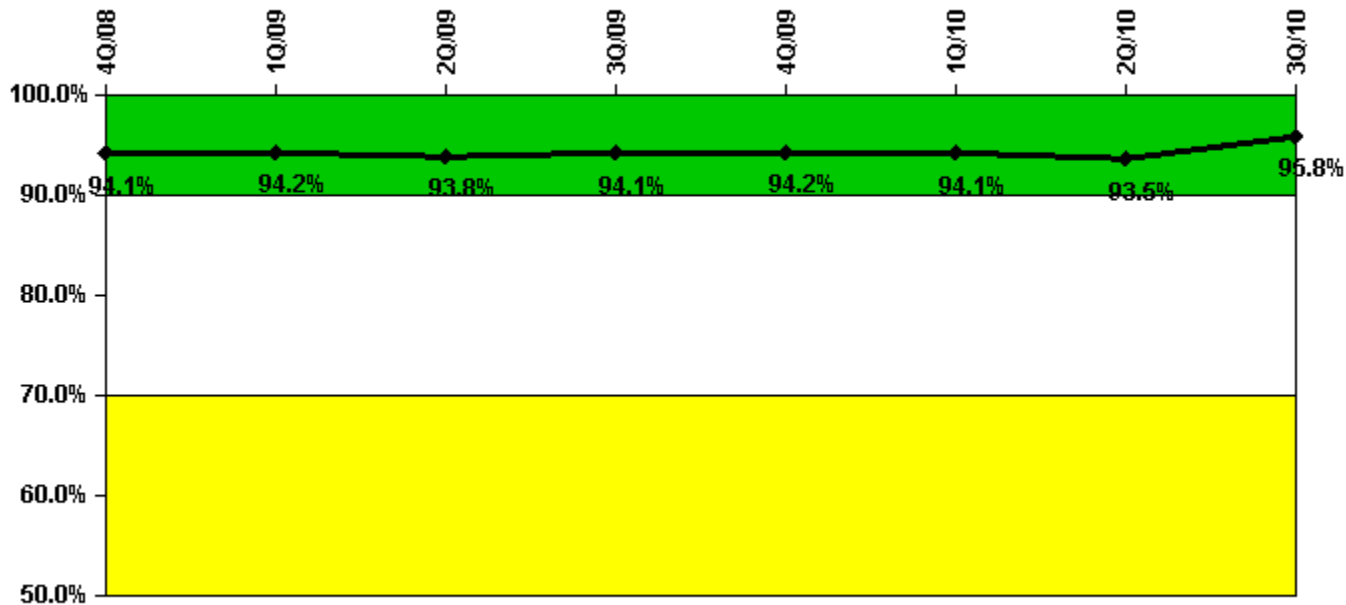
Thresholds: White > 50.0 Yellow > 100.0

Notes

| | | | | | | | | | | | | |
|---------------------------------------|--------------|--------------|--------------|-------------|-------------|-------------|-------------|-------------|-------------|-------------|-------------|-------------|
| Reactor Coolant System Leakage | 10/08 | 11/08 | 12/08 | 1/09 | 2/09 | 3/09 | 4/09 | 5/09 | 6/09 | 7/09 | 8/09 | 9/09 |
| Maximum leakage | 0.420 | 0.150 | 0.200 | 0.130 | 0.250 | 0.500 | 0.380 | 0.810 | 0.690 | 0.290 | 0.260 | 0.290 |
| Technical specification limit | 10.0 | 10.0 | 10.0 | 10.0 | 10.0 | 10.0 | 10.0 | 10.0 | 10.0 | 10.0 | 10.0 | 10.0 |
| Indicator value | 4.2 | 1.5 | 2.0 | 1.3 | 2.5 | 5.0 | 3.8 | 8.1 | 6.9 | 2.9 | 2.6 | 2.9 |
| Reactor Coolant System Leakage | 10/09 | 11/09 | 12/09 | 1/10 | 2/10 | 3/10 | 4/10 | 5/10 | 6/10 | 7/10 | 8/10 | 9/10 |
| Maximum leakage | 0.480 | 0.660 | 0.670 | 0.760 | 0.790 | 0.730 | 0.670 | 0.790 | 0.770 | 0.180 | 0.390 | 0.890 |
| Technical specification limit | 10.0 | 10.0 | 10.0 | 10.0 | 10.0 | 10.0 | 10.0 | 10.0 | 10.0 | 10.0 | 10.0 | 10.0 |
| Indicator value | 4.8 | 6.6 | 6.7 | 7.6 | 7.9 | 7.3 | 6.7 | 7.9 | 7.7 | 1.8 | 3.9 | 8.9 |

Licensee Comments: none

Drill/Exercise Performance



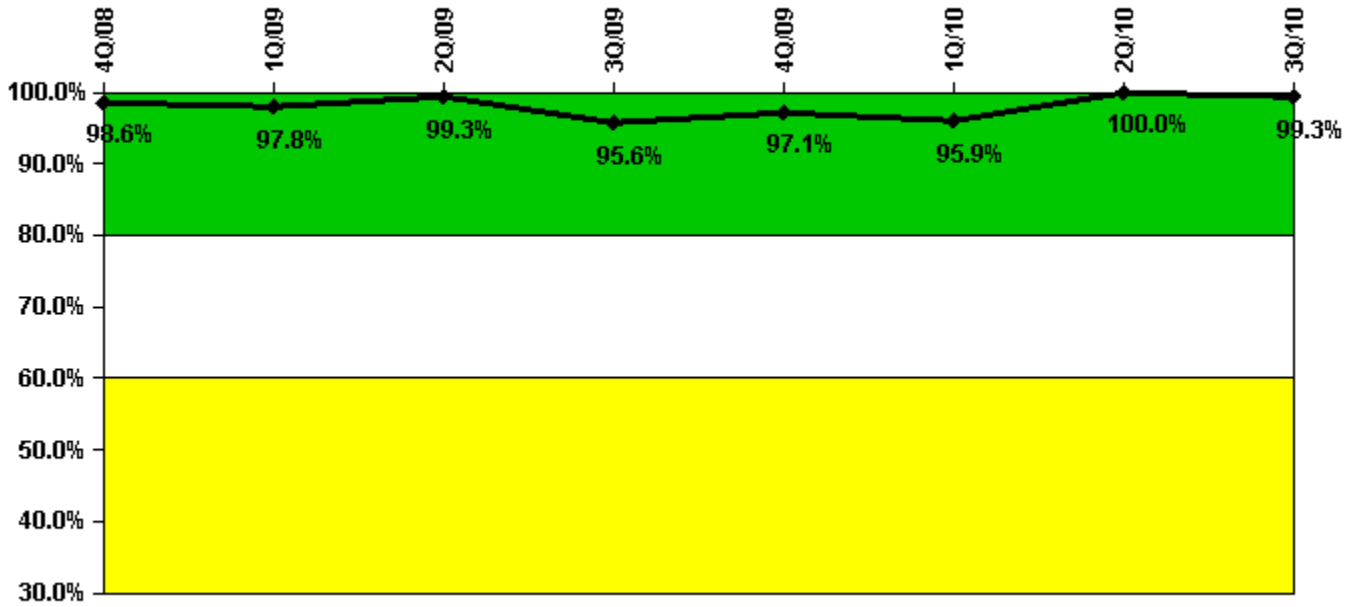
Thresholds: White < 90.0% Yellow < 70.0%

Notes

| Drill/Exercise Performance | 4Q/08 | 1Q/09 | 2Q/09 | 3Q/09 | 4Q/09 | 1Q/10 | 2Q/10 | 3Q/10 |
|----------------------------|-------|-------|-------|-------|-------|-------|-------|-------|
| Successful opportunities | 20.0 | 36.0 | 36.0 | 20.0 | 26.0 | 38.0 | 33.0 | 41.0 |
| Total opportunities | 21.0 | 38.0 | 39.0 | 21.0 | 26.0 | 40.0 | 35.0 | 41.0 |
| | | | | | | | | |
| Indicator value | 94.1% | 94.2% | 93.8% | 94.1% | 94.2% | 94.1% | 93.5% | 95.8% |

Licensee Comments: none

ERO Drill Participation



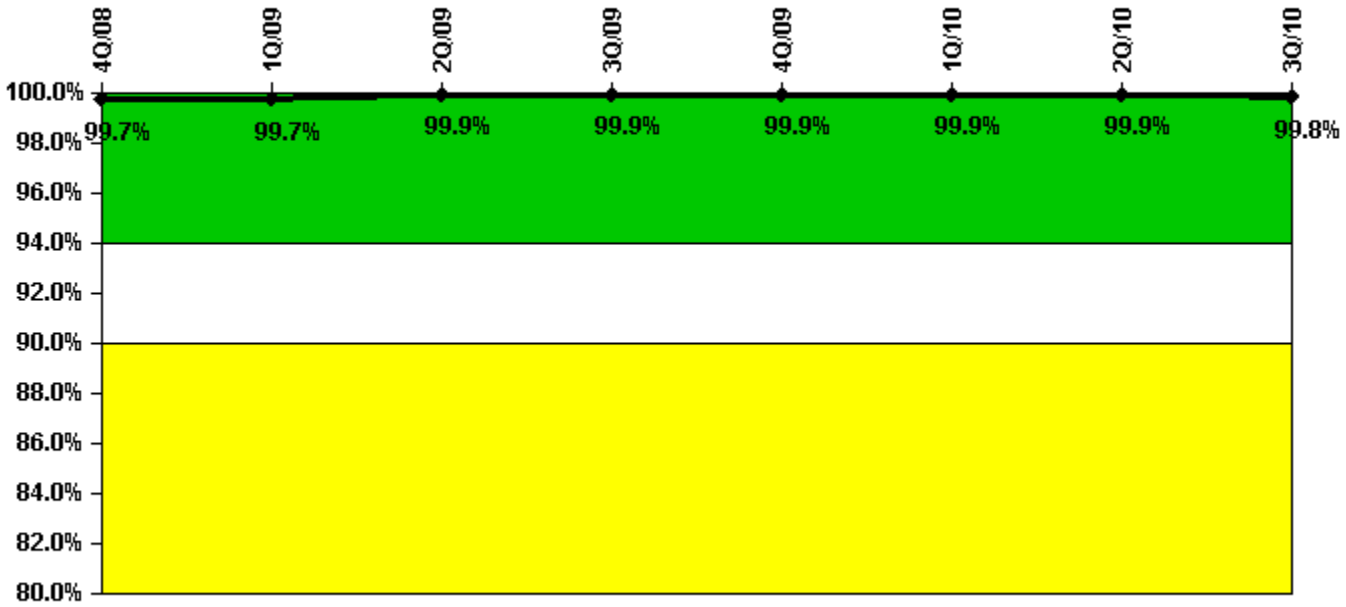
Thresholds: White < 80.0% Yellow < 60.0%

Notes

| ERO Drill Participation | 4Q/08 | 1Q/09 | 2Q/09 | 3Q/09 | 4Q/09 | 1Q/10 | 2Q/10 | 3Q/10 |
|-----------------------------|-------|-------|-------|-------|-------|-------|--------|-------|
| Participating Key personnel | 144.0 | 133.0 | 136.0 | 130.0 | 135.0 | 142.0 | 145.0 | 143.0 |
| Total Key personnel | 146.0 | 136.0 | 137.0 | 136.0 | 139.0 | 148.0 | 145.0 | 144.0 |
| | | | | | | | | |
| Indicator value | 98.6% | 97.8% | 99.3% | 95.6% | 97.1% | 95.9% | 100.0% | 99.3% |

Licensee Comments: none

Alert & Notification System



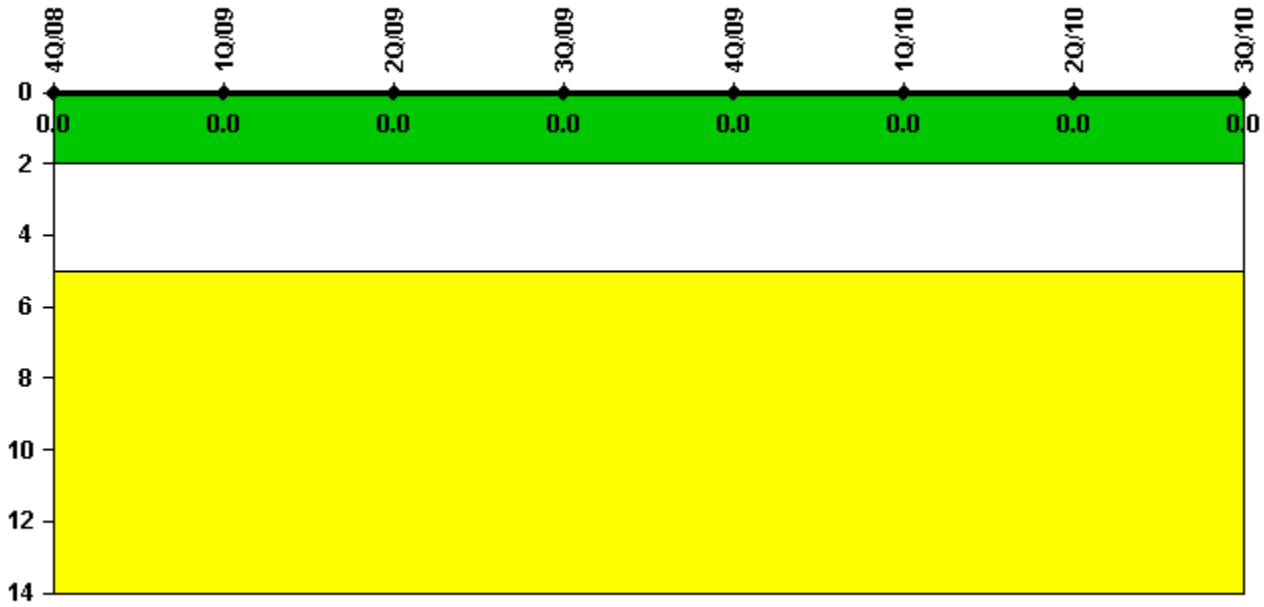
Thresholds: White < 94.0% Yellow < 90.0%

Notes

| Alert & Notification System | 4Q/08 | 1Q/09 | 2Q/09 | 3Q/09 | 4Q/09 | 1Q/10 | 2Q/10 | 3Q/10 |
|-----------------------------|-------|-------|-------|-------|-------|-------|-------|-------|
| Successful siren-tests | 544 | 476 | 475 | 543 | 544 | 476 | 542 | 473 |
| Total sirens-tests | 544 | 476 | 476 | 544 | 544 | 476 | 544 | 476 |
| Indicator value | 99.7% | 99.7% | 99.9% | 99.9% | 99.9% | 99.9% | 99.9% | 99.8% |

Licensee Comments: none

Occupational Exposure Control Effectiveness



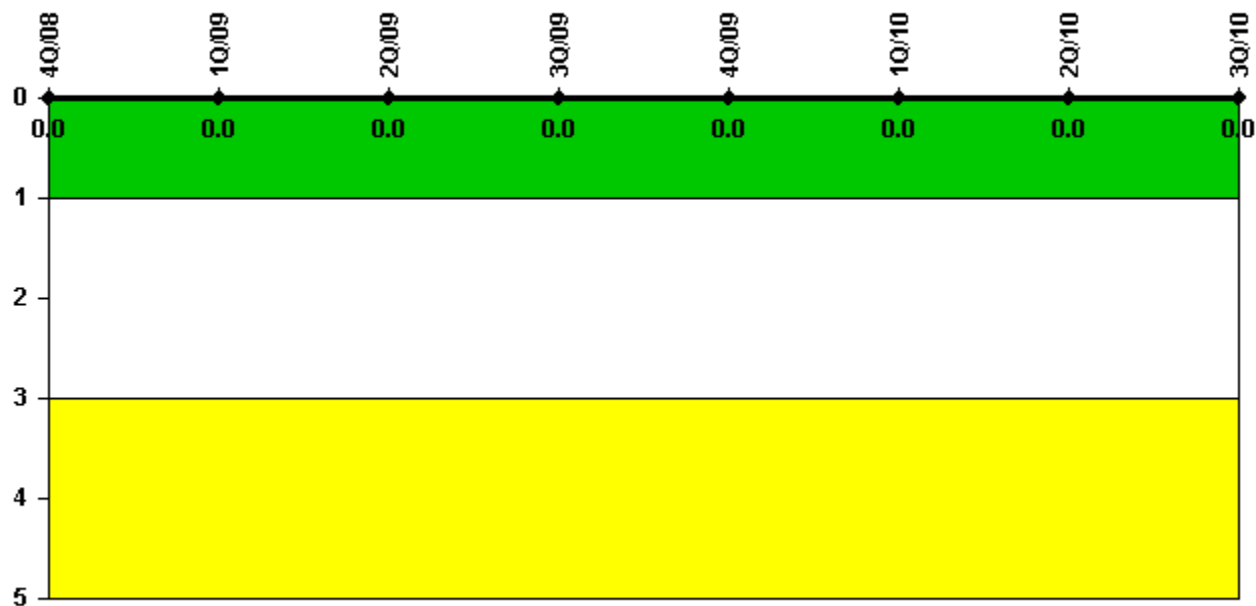
Thresholds: White > 2.0 Yellow > 5.0

Notes

| Occupational Exposure Control Effectiveness | 4Q/08 | 1Q/09 | 2Q/09 | 3Q/09 | 4Q/09 | 1Q/10 | 2Q/10 | 3Q/10 |
|---|----------|----------|----------|----------|----------|----------|----------|----------|
| High radiation area occurrences | 0 | 0 | 0 | 0 | 0 | 0 | 0 | 0 |
| Very high radiation area occurrences | 0 | 0 | 0 | 0 | 0 | 0 | 0 | 0 |
| Unintended exposure occurrences | 0 | 0 | 0 | 0 | 0 | 0 | 0 | 0 |
| Indicator value | 0 | 0 | 0 | 0 | 0 | 0 | 0 | 0 |

Licensee Comments: none

RETS/ODCM Radiological Effluent



Thresholds: White > 1.0 Yellow > 3.0

Notes

| RETS/ODCM Radiological Effluent | 4Q/08 | 1Q/09 | 2Q/09 | 3Q/09 | 4Q/09 | 1Q/10 | 2Q/10 | 3Q/10 |
|---------------------------------|-------|-------|-------|-------|-------|-------|-------|-------|
| RETS/ODCM occurrences | 0 | 0 | 0 | 0 | 0 | 0 | 0 | 0 |
| Indicator value | 0 | 0 | 0 | 0 | 0 | 0 | 0 | 0 |

Licensee Comments: none

[Security](#) information not publicly available.