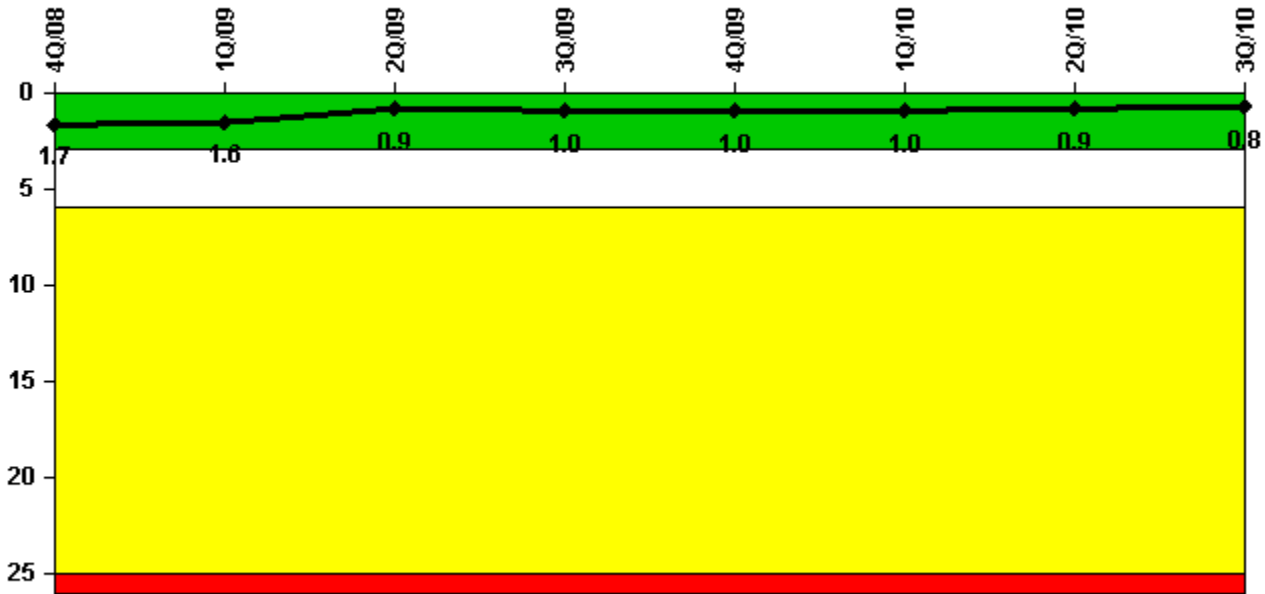


# Saint Lucie 2

## 3Q/2010 Performance Indicators

Licensee's General Comments: none

### Unplanned Scrams per 7000 Critical Hrs



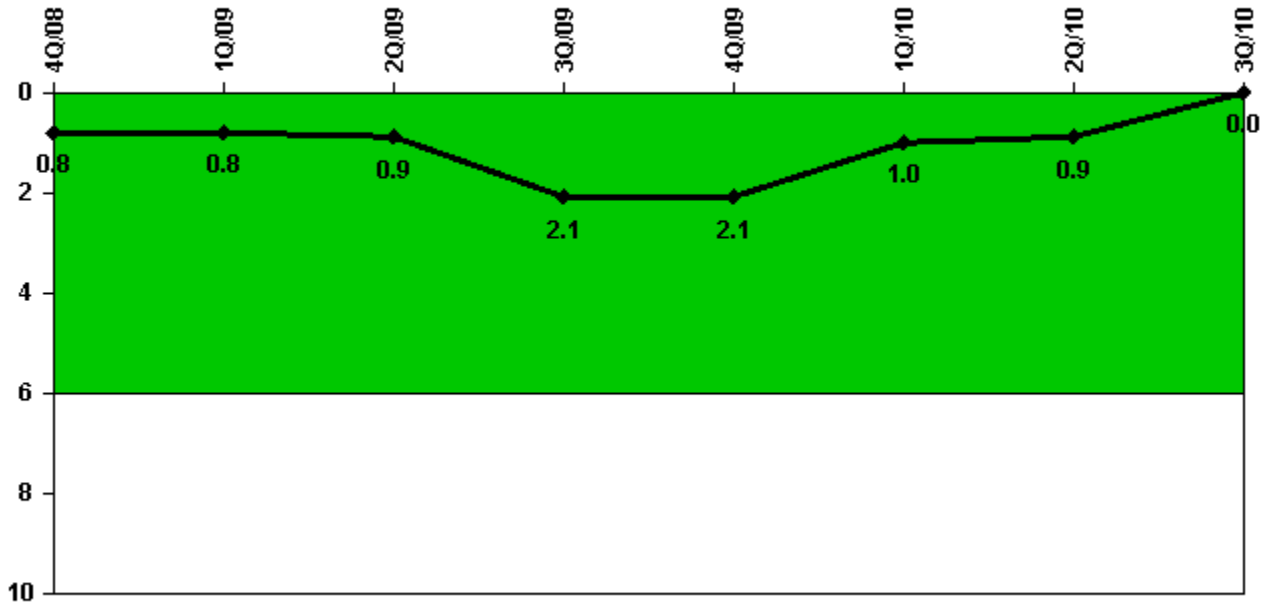
Thresholds: White > 3.0 Yellow > 6.0 Red > 25.0

### Notes

Unplanned Scrams per 7000 Critical Hrs	4Q/08	1Q/09	2Q/09	3Q/09	4Q/09	1Q/10	2Q/10	3Q/10
Unplanned scrams	0	0	1.0	0	0	0	1.0	0
Critical hours	2209.0	2159.0	1018.6	1402.9	2209.0	2159.0	2049.2	2208.0
Indicator value	1.7	1.6	0.9	1.0	1.0	1.0	0.9	0.8

Licensee Comments: none

## Unplanned Power Changes per 7000 Critical Hrs



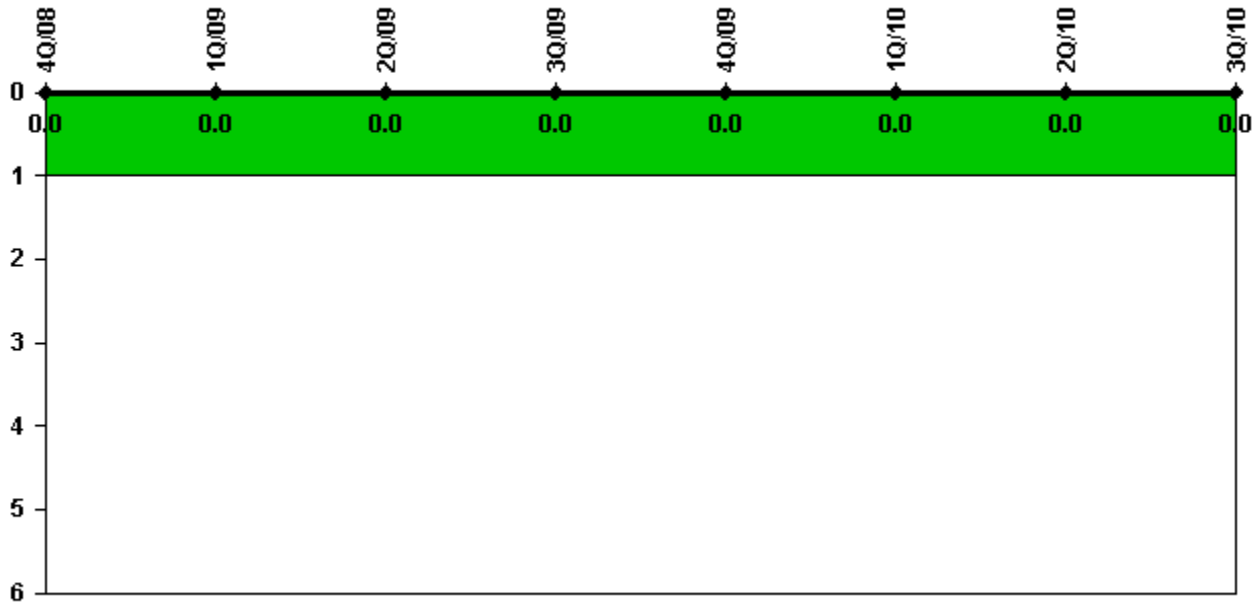
Thresholds: White > 6.0

### Notes

Unplanned Power Changes per 7000 Critical Hrs	4Q/08	1Q/09	2Q/09	3Q/09	4Q/09	1Q/10	2Q/10	3Q/10
Unplanned power changes	0	1.0	0	1.0	0	0	0	0
Critical hours	2209.0	2159.0	1018.6	1402.9	2209.0	2159.0	2049.2	2208.0
Indicator value	0.8	0.8	0.9	2.1	2.1	1.0	0.9	0

Licensee Comments: none

## Unplanned Scrams with Complications



Thresholds: White > 1.0

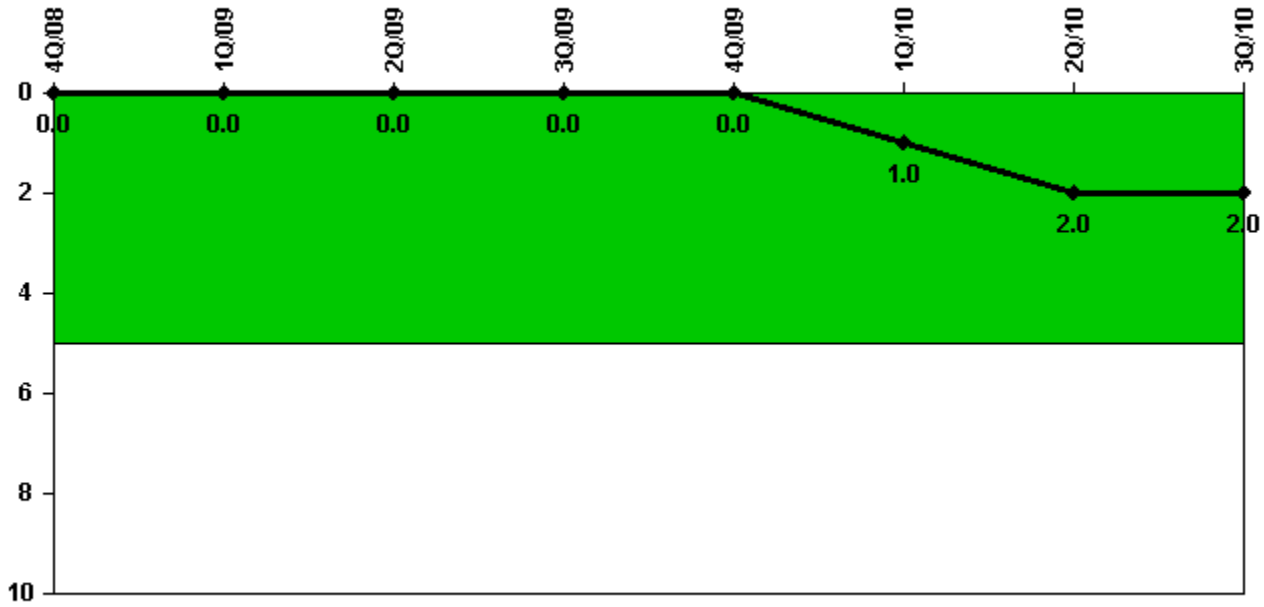
### Notes

Unplanned Scrams with Complications	4Q/08	1Q/09	2Q/09	3Q/09	4Q/09	1Q/10	2Q/10	3Q/10
Scrams with complications	0	0	0	0	0	0	0	0
Indicator value	0.0	0.0	0.0	0.0	0.0	0.0	0.0	0.0

Licensee Comments: none

---

## Safety System Functional Failures (PWR)



Thresholds: White > 5.0

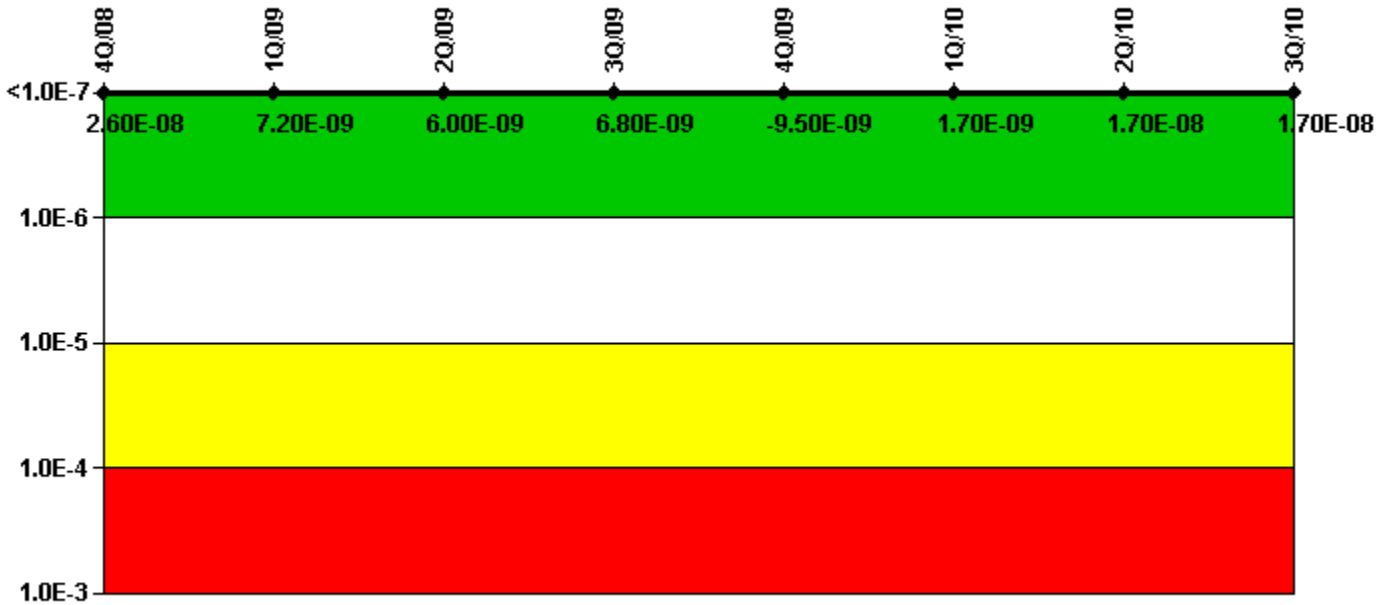
### Notes

Safety System Functional Failures (PWR)	4Q/08	1Q/09	2Q/09	3Q/09	4Q/09	1Q/10	2Q/10	3Q/10
Safety System Functional Failures	0	0	0	0	0	1	1	0
Indicator value	0	0	0	0	0	1	2	2

Licensee Comments: none

---

# Mitigating Systems Performance Index, Emergency AC Power System




Thresholds: White > 1.00E-6 Yellow > 1.00E-5 Red > 1.00E-4

## Notes

Mitigating Systems Performance Index, Emergency AC Power System	4Q/08	1Q/09	2Q/09	3Q/09	4Q/09	1Q/10	2Q/10	3Q/10
UAI ( $\Delta$ CDF)	5.72E-08	3.81E-08	3.69E-08	3.77E-08	7.39E-09	1.86E-08	2.24E-08	2.24E-08
URI ( $\Delta$ CDF)	-3.09E-08	-3.09E-08	-3.09E-08	-3.09E-08	-1.69E-08	-1.69E-08	-5.15E-09	-5.15E-09
PLE	NO	NO	NO	NO	NO	NO	NO	NO
Indicator value	2.60E-08	7.20E-09	6.00E-09	6.80E-09	-9.50E-09	1.70E-09	1.70E-08	1.70E-08

Licensee Comments: none

# Mitigating Systems Performance Index, High Pressure Injection System



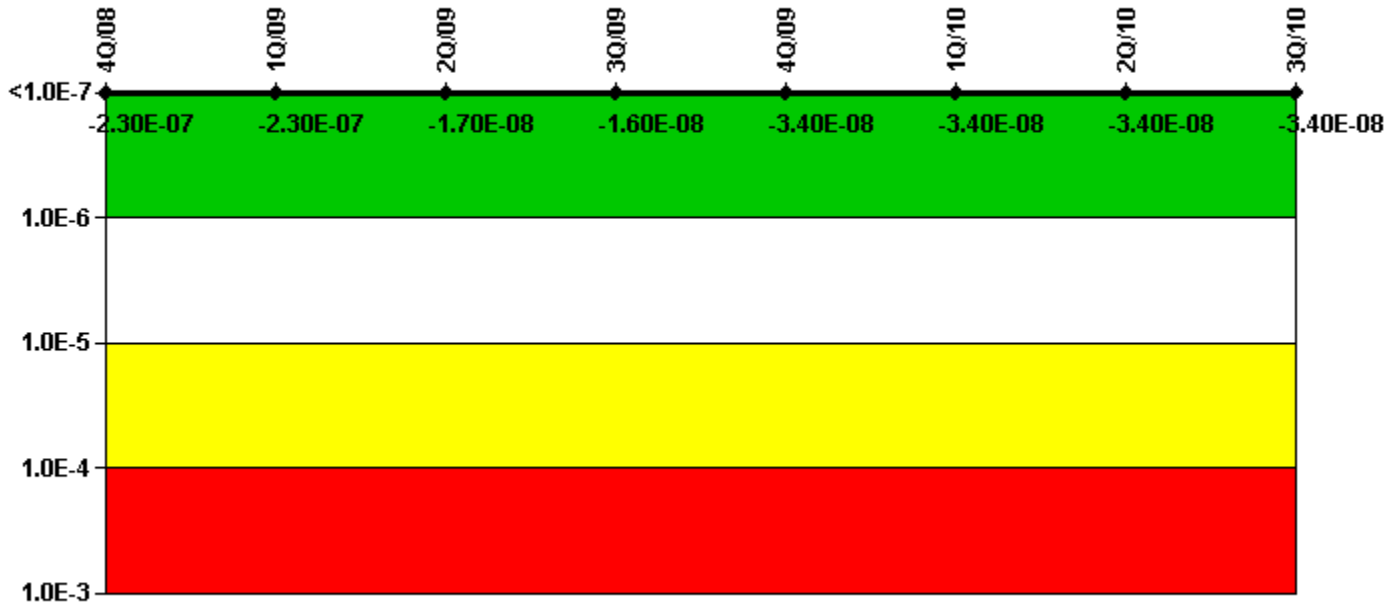
Thresholds: White > 1.00E-6 Yellow > 1.00E-5 Red > 1.00E-4

## Notes

Mitigating Systems Performance Index, High Pressure Injection System	4Q/08	1Q/09	2Q/09	3Q/09	4Q/09	1Q/10	2Q/10	3Q/10
UAI (ΔCDF)	9.70E-08	1.57E-07	1.15E-07	7.44E-08	1.93E-07	1.80E-07	2.57E-07	2.68E-07
URI (ΔCDF)	-1.34E-07	-1.34E-07	-1.34E-07	-1.34E-07	-1.72E-07	-1.72E-07	-1.72E-07	-1.72E-07
PLE	NO	NO	NO	NO	NO	NO	NO	NO
Indicator value	-3.70E-08	2.30E-08	-1.80E-08	-5.90E-08	2.10E-08	7.80E-09	8.50E-08	9.60E-08

Licensee Comments: none

# Mitigating Systems Performance Index, Heat Removal System




Thresholds: White > 1.00E-6 Yellow > 1.00E-5 Red > 1.00E-4

## Notes

Mitigating Systems Performance Index, Heat Removal System	4Q/08	1Q/09	2Q/09	3Q/09	4Q/09	1Q/10	2Q/10	3Q/10
UAI ( $\Delta$ CDF)	-5.63E-08	-5.63E-08	-2.11E-08	-1.98E-08	-1.54E-10	-1.54E-10	-9.66E-11	-2.25E-10
URI ( $\Delta$ CDF)	-1.78E-07	-1.78E-07	4.23E-09	4.23E-09	-3.37E-08	-3.37E-08	-3.40E-08	-3.40E-08
PLE	NO	NO	NO	NO	NO	NO	NO	NO
Indicator value	-2.30E-07	-2.30E-07	-1.70E-08	-1.60E-08	-3.40E-08	-3.40E-08	-3.40E-08	-3.40E-08

Licensee Comments: none

# Mitigating Systems Performance Index, Residual Heat Removal System



Thresholds: White > 1.00E-6 Yellow > 1.00E-5 Red > 1.00E-4

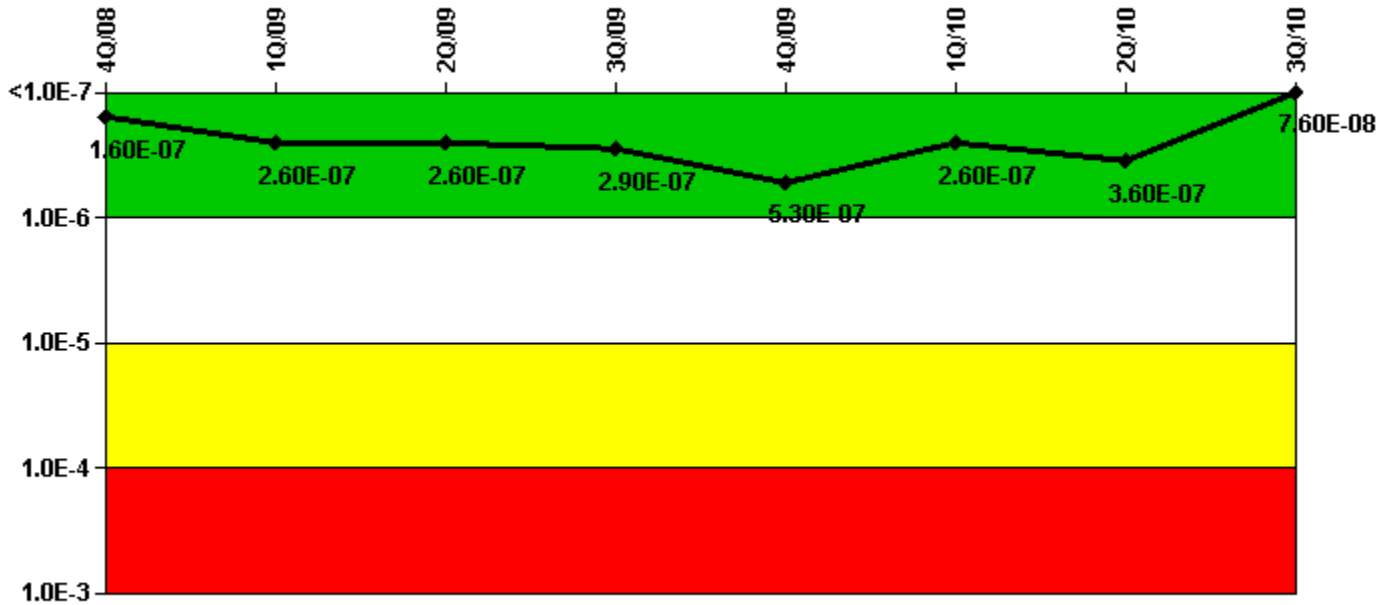
## Notes

Mitigating Systems Performance Index, Residual Heat Removal System	4Q/08	1Q/09	2Q/09	3Q/09	4Q/09	1Q/10	2Q/10	3Q/10
UAI ( $\Delta$ CDF)	-3.22E-10	5.09E-10	4.55E-10	2.55E-10	2.17E-10	-6.03E-11	1.27E-10	1.87E-10
URI ( $\Delta$ CDF)	-3.19E-09	-3.19E-09	-3.19E-09	-3.19E-09	-2.16E-09	-2.16E-09	-2.16E-09	-2.16E-09
PLE	NO	NO	NO	NO	NO	NO	NO	NO
Indicator value	-3.50E-09	-2.70E-09	-2.70E-09	-2.90E-09	-1.90E-09	-2.20E-09	-2.00E-09	-2.00E-09

Licensee Comments: none



# Mitigating Systems Performance Index, Cooling Water Systems



Thresholds: White > 1.00E-6 Yellow > 1.00E-5 Red > 1.00E-4

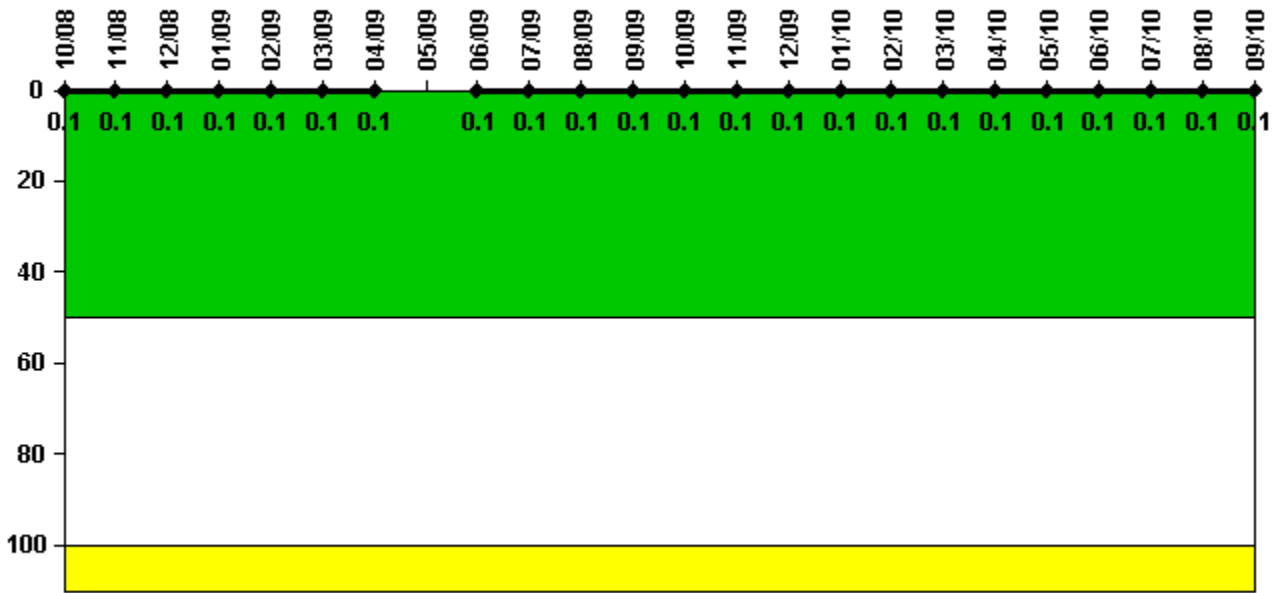
## Notes

Mitigating Systems Performance Index, Cooling Water Systems	4Q/08	1Q/09	2Q/09	3Q/09	4Q/09	1Q/10	2Q/10	3Q/10
UAI (ΔCDF)	1.71E-07	2.71E-07	2.66E-07	2.96E-07	5.41E-07	2.70E-07	3.70E-07	8.50E-08
URI (ΔCDF)	-1.00E-08	-1.00E-08	-1.07E-08	-1.07E-08	-8.88E-09	-8.88E-09	-8.88E-09	-8.88E-09
PLE	NO	NO	NO	NO	NO	NO	NO	NO
Indicator value	1.60E-07	2.60E-07	2.60E-07	2.90E-07	5.30E-07	2.60E-07	3.60E-07	7.60E-08

Licensee Comments:

2Q/10: Changes were made to planned unavailability hours to St. Lucie Unit 2 to Cooling Water System 1 and Cooling Water System 2 for April and May 2010. There was no change in color of the indicator.

# Reactor Coolant System Activity



Thresholds: White > 50.0 Yellow > 100.0

## Notes

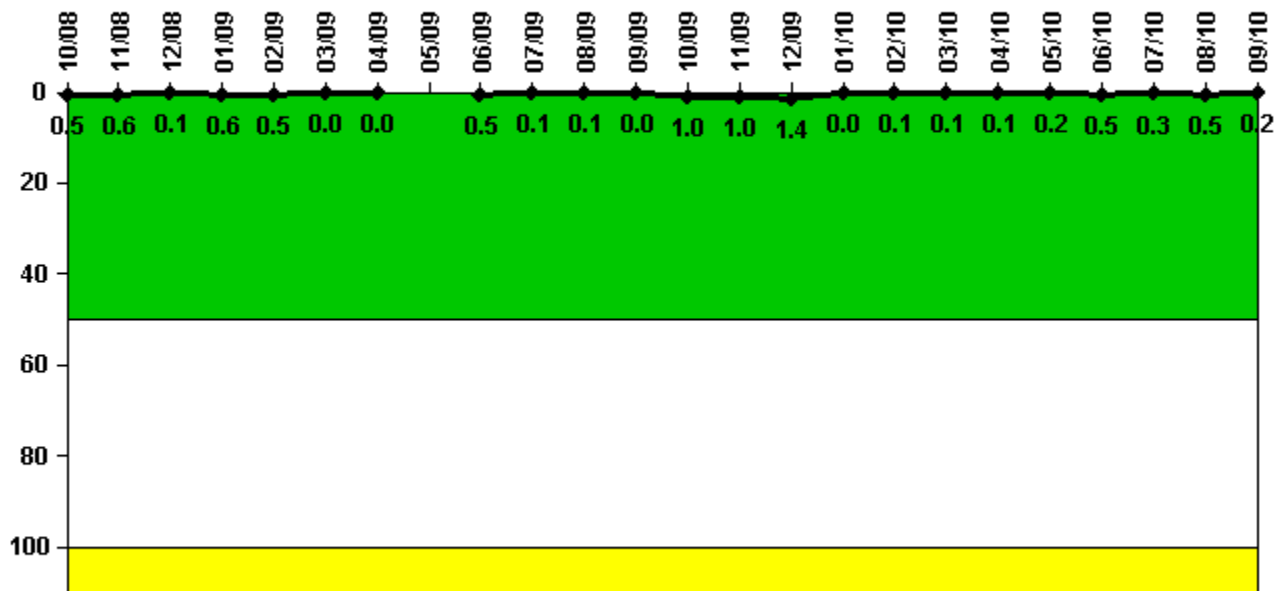
Reactor Coolant System Activity	10/08	11/08	12/08	1/09	2/09	3/09	4/09	5/09	6/09	7/09	8/09	9/09
Maximum activity	0.000660	0.000690	0.000690	0.000694	0.000733	0.000785	0.001330	N/A	0.000809	0.000847	0.000864	0.000892
Technical specification limit	1.0	1.0	1.0	1.0	1.0	1.0	1.0	1.0	1.0	1.0	1.0	1.0
Indicator value	0.1	0.1	0.1	0.1	0.1	0.1	0.1	N/A	0.1	0.1	0.1	0.1

Reactor Coolant System Activity	10/09	11/09	12/09	1/10	2/10	3/10	4/10	5/10	6/10	7/10	8/10	9/10
Maximum activity	0.000944	0.000897	0.000944	0.000951	0.001020	0.001060	0.001030	0.001040	0.001170	0.001140	0.001110	0.001180
Technical specification limit	1.0	1.0	1.0	1.0	1.0	1.0	1.0	1.0	1.0	1.0	1.0	1.0
Indicator value	0.1	0.1	0.1	0.1	0.1	0.1	0.1	0.1	0.1	0.1	0.1	0.1

Licensee Comments: none

## Reactor Coolant System Leakage



Thresholds: White > 50.0 Yellow > 100.0

### Notes

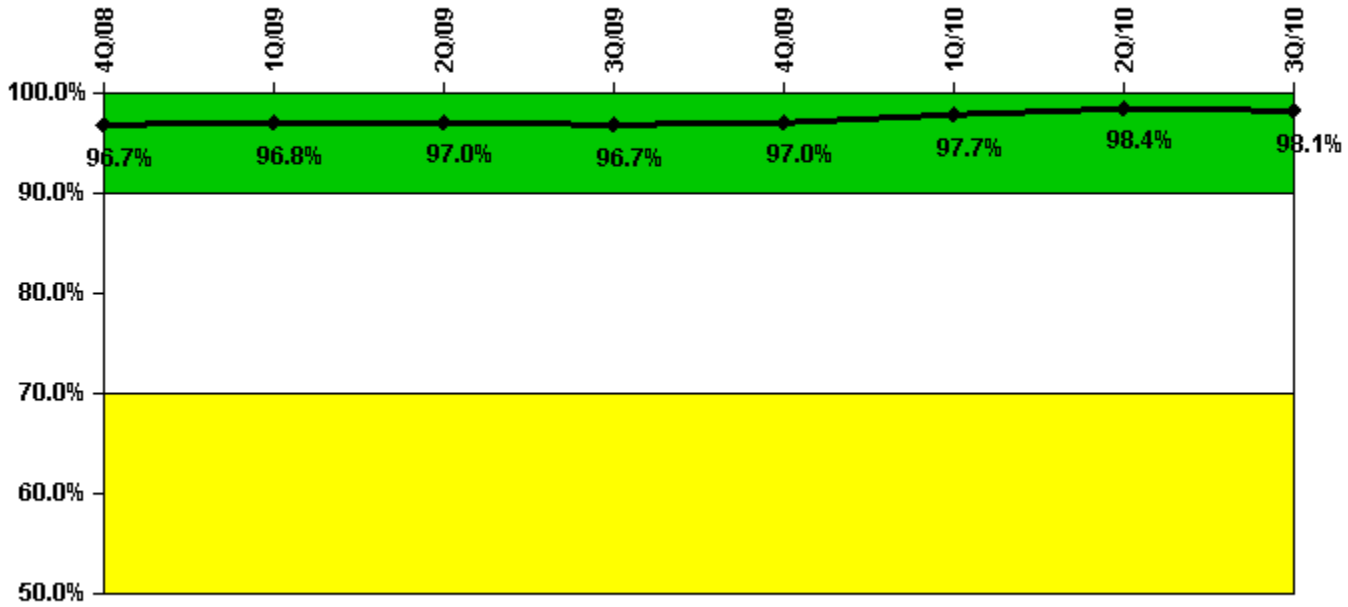
Reactor Coolant System Leakage	10/08	11/08	12/08	1/09	2/09	3/09	4/09	5/09	6/09	7/09	8/09	9/09
Maximum leakage	0.050	0.060	0.010	0.060	0.050	0	0	N/A	0.053	0.005	0.005	0
Technical specification limit	10.0	10.0	10.0	10.0	10.0	10.0	10.0	10.0	10.0	10.0	10.0	10.0
Indicator value	0.5	0.6	0.1	0.6	0.5	0	0	N/A	0.5	0.1	0.1	0

Reactor Coolant System Leakage	10/09	11/09	12/09	1/10	2/10	3/10	4/10	5/10	6/10	7/10	8/10	9/10
Maximum leakage	0.100	0.100	0.140	0.002	0.010	0.007	0.010	0.020	0.050	0.030	0.050	0.015
Technical specification limit	10.0	10.0	10.0	10.0	10.0	10.0	10.0	10.0	10.0	10.0	10.0	10.0
Indicator value	1.0	1.0	1.4	0	0.1	0.1	0.1	0.2	0.5	0.3	0.5	0.2

Licensee Comments: none

## Drill/Exercise Performance



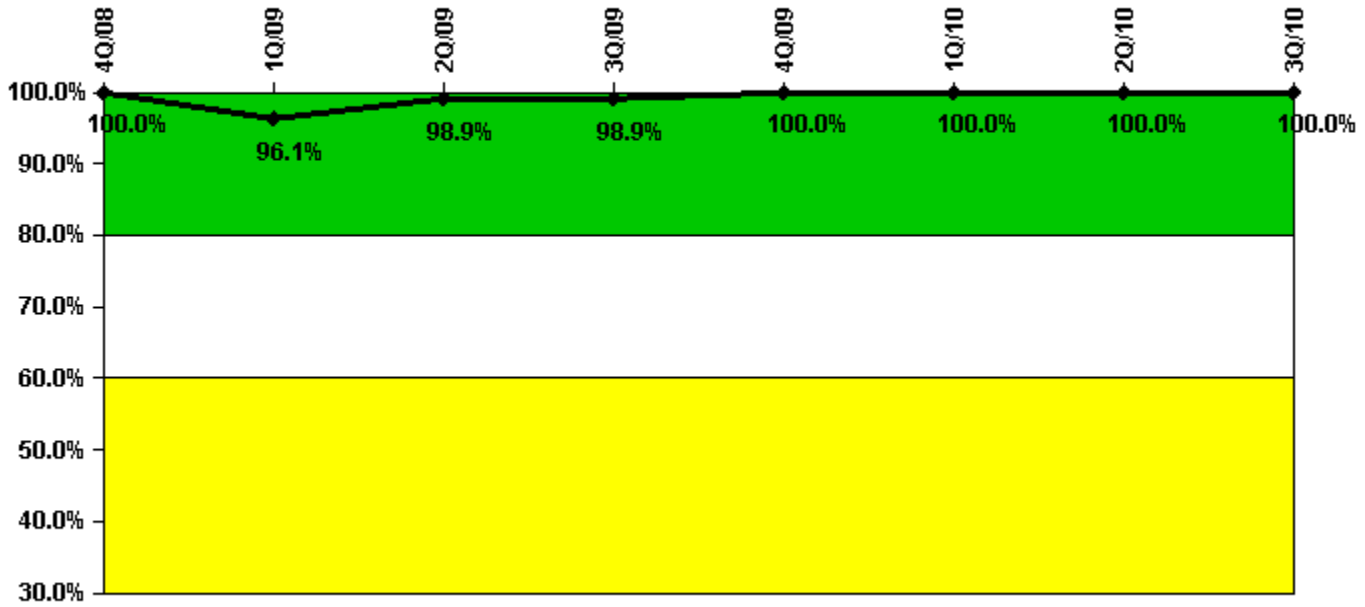
**Thresholds: White < 90.0% Yellow < 70.0%**

### Notes

Drill/Exercise Performance	4Q/08	1Q/09	2Q/09	3Q/09	4Q/09	1Q/10	2Q/10	3Q/10
Successful opportunities	16.0	39.0	26.0	51.0	74.0	21.0	9.0	72.0
Total opportunities	17.0	39.0	26.0	53.0	75.0	21.0	9.0	74.0
<b>Indicator value</b>	<b>96.7%</b>	<b>96.8%</b>	<b>97.0%</b>	<b>96.7%</b>	<b>97.0%</b>	<b>97.7%</b>	<b>98.4%</b>	<b>98.1%</b>

Licensee Comments: none

## ERO Drill Participation



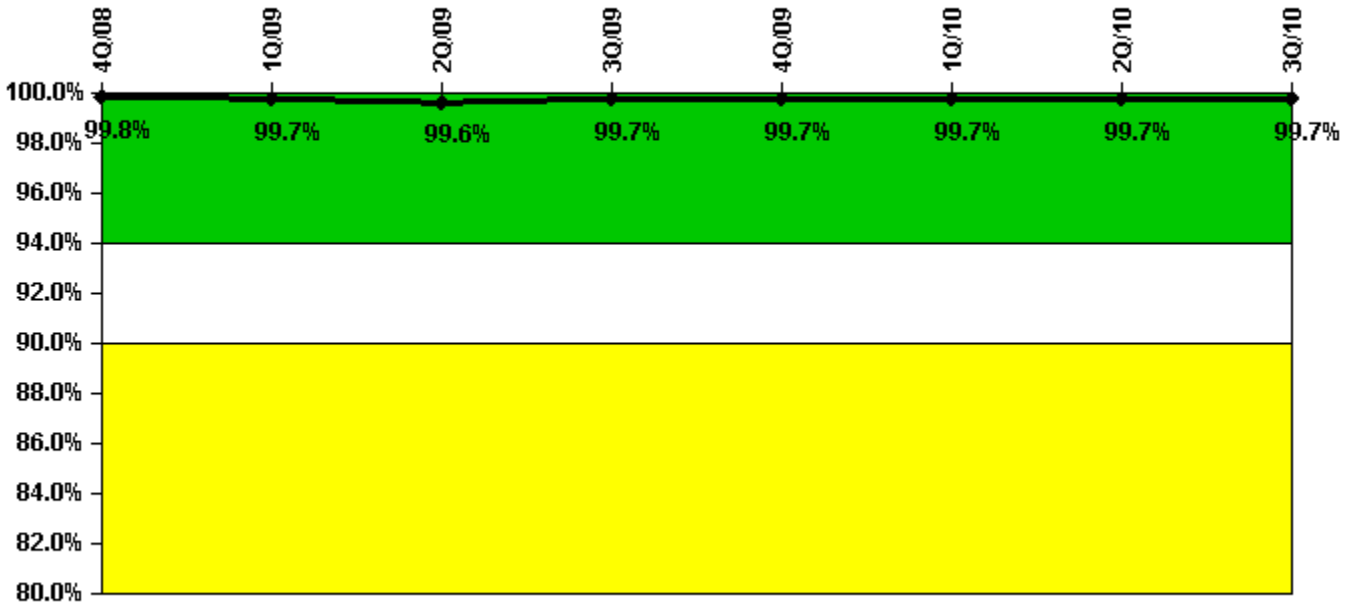
Thresholds: White < 80.0% Yellow < 60.0%

### Notes

ERO Drill Participation	4Q/08	1Q/09	2Q/09	3Q/09	4Q/09	1Q/10	2Q/10	3Q/10
Participating Key personnel	103.0	99.0	93.0	92.0	96.0	93.0	91.0	88.0
Total Key personnel	103.0	103.0	94.0	93.0	96.0	93.0	91.0	88.0
Indicator value	100.0%	96.1%	98.9%	98.9%	100.0%	100.0%	100.0%	100.0%

Licensee Comments: none

# Alert & Notification System



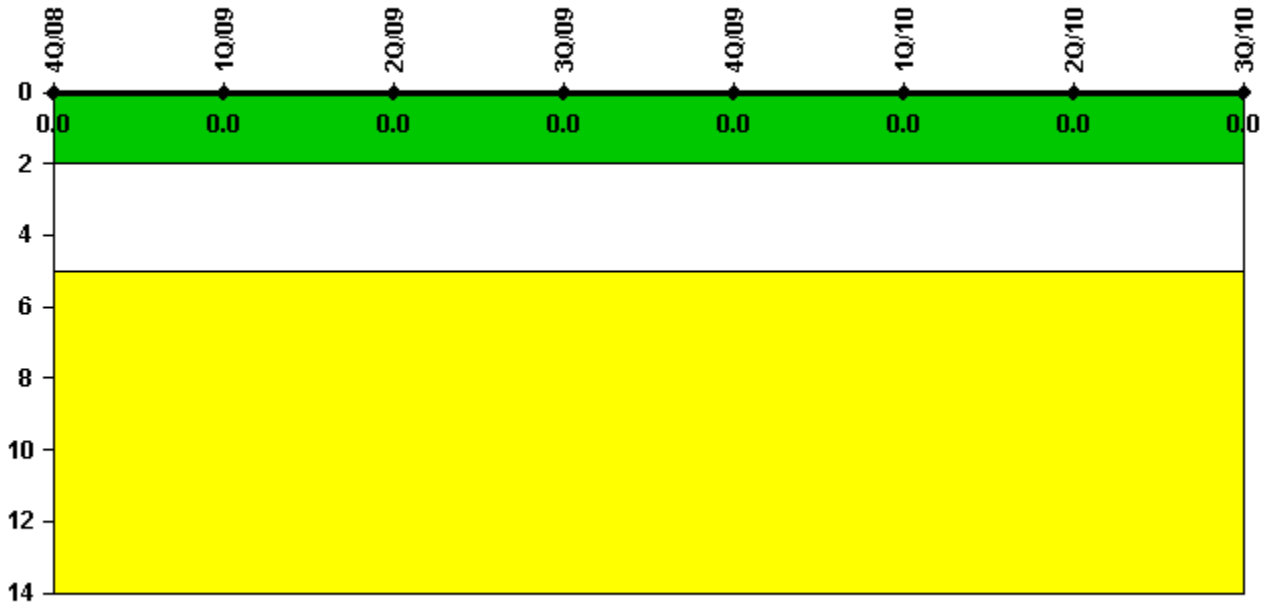
Thresholds: White < 94.0% Yellow < 90.0%

## Notes

Alert & Notification System	4Q/08	1Q/09	2Q/09	3Q/09	4Q/09	1Q/10	2Q/10	3Q/10
Successful siren-tests	720	626	717	630	718	627	718	628
Total sirens-tests	720	630	720	630	720	630	720	630
Indicator value	99.8%	99.7%	99.6%	99.7%	99.7%	99.7%	99.7%	99.7%

Licensee Comments: none

# Occupational Exposure Control Effectiveness



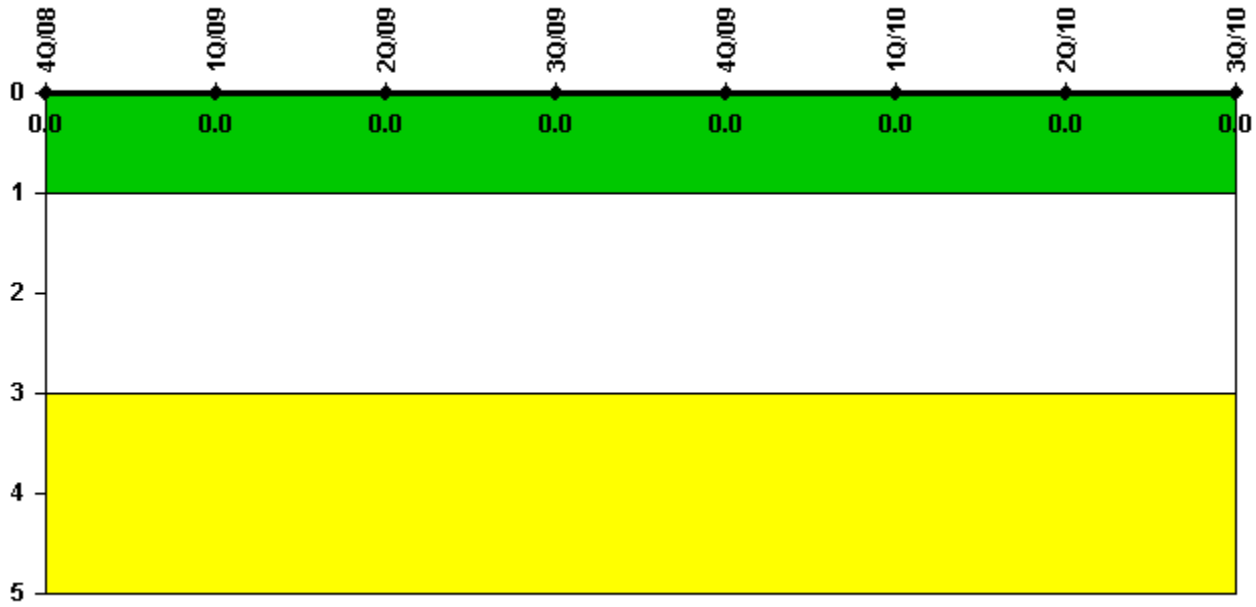
Thresholds: White > 2.0 Yellow > 5.0

## Notes

Occupational Exposure Control Effectiveness	4Q/08	1Q/09	2Q/09	3Q/09	4Q/09	1Q/10	2Q/10	3Q/10
High radiation area occurrences	0	0	0	0	0	0	0	0
Very high radiation area occurrences	0	0	0	0	0	0	0	0
Unintended exposure occurrences	0	0	0	0	0	0	0	0
<b>Indicator value</b>	<b>0</b>	<b>0</b>	<b>0</b>	<b>0</b>	<b>0</b>	<b>0</b>	<b>0</b>	<b>0</b>

Licensee Comments: none

# RETS/ODCM Radiological Effluent



Thresholds: White > 1.0 Yellow > 3.0

## Notes

RETS/ODCM Radiological Effluent	4Q/08	1Q/09	2Q/09	3Q/09	4Q/09	1Q/10	2Q/10	3Q/10
RETS/ODCM occurrences	0	0	0	0	0	0	0	0
Indicator value	0	0	0	0	0	0	0	0

Licensee Comments: none

[Security](#) information not publicly available.