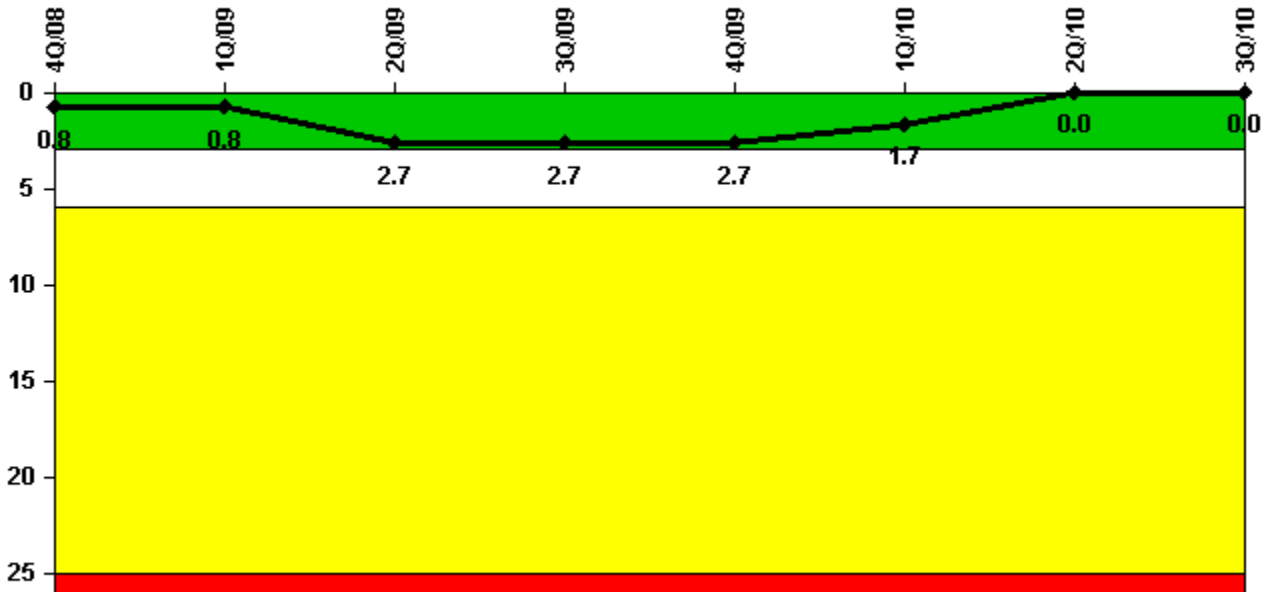


Sequoyah 1

3Q/2010 Performance Indicators

Licensee's General Comments: none

Unplanned Scrams per 7000 Critical Hrs



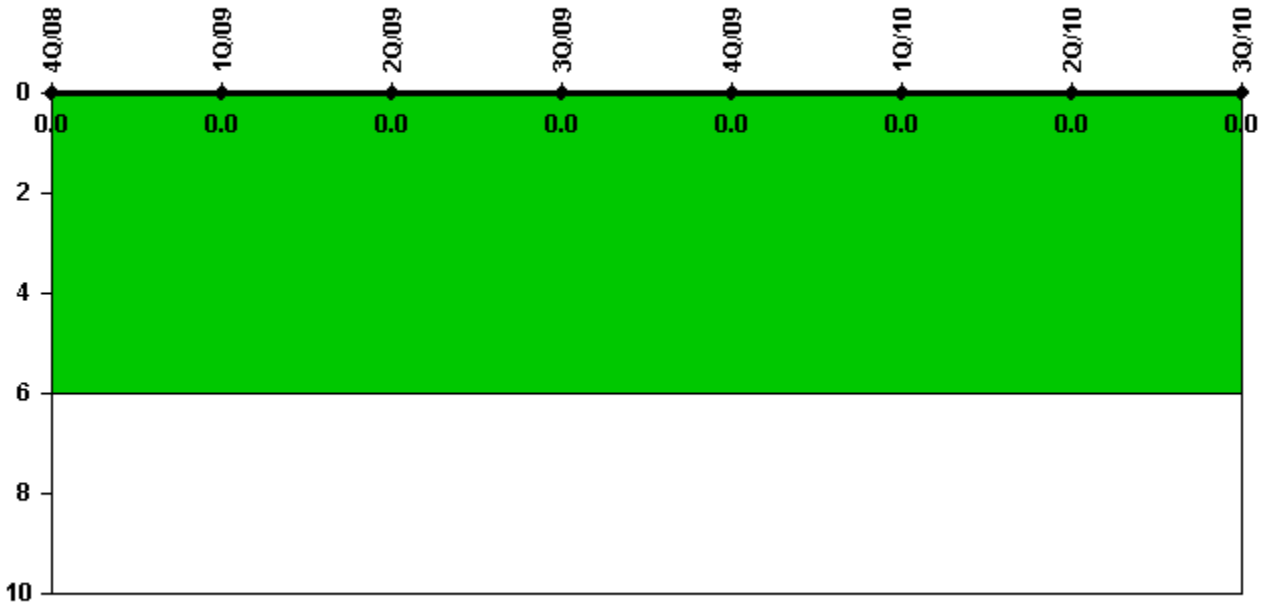
Thresholds: White > 3.0 Yellow > 6.0 Red > 25.0

Notes

| Unplanned Scrams per 7000 Critical Hrs | 4Q/08 | 1Q/09 | 2Q/09 | 3Q/09 | 4Q/09 | 1Q/10 | 2Q/10 | 3Q/10 |
|--|--------|--------|--------|--------|--------|--------|--------|--------|
| Unplanned scrams | 0 | 1.0 | 2.0 | 0 | 0 | 0 | 0 | 0 |
| Critical hours | 2209.0 | 2019.9 | 1441.3 | 2208.0 | 2209.0 | 2159.0 | 2184.0 | 2208.0 |
| Indicator value | 0.8 | 0.8 | 2.7 | 2.7 | 2.7 | 1.7 | 0 | 0 |

Licensee Comments: none

Unplanned Power Changes per 7000 Critical Hrs



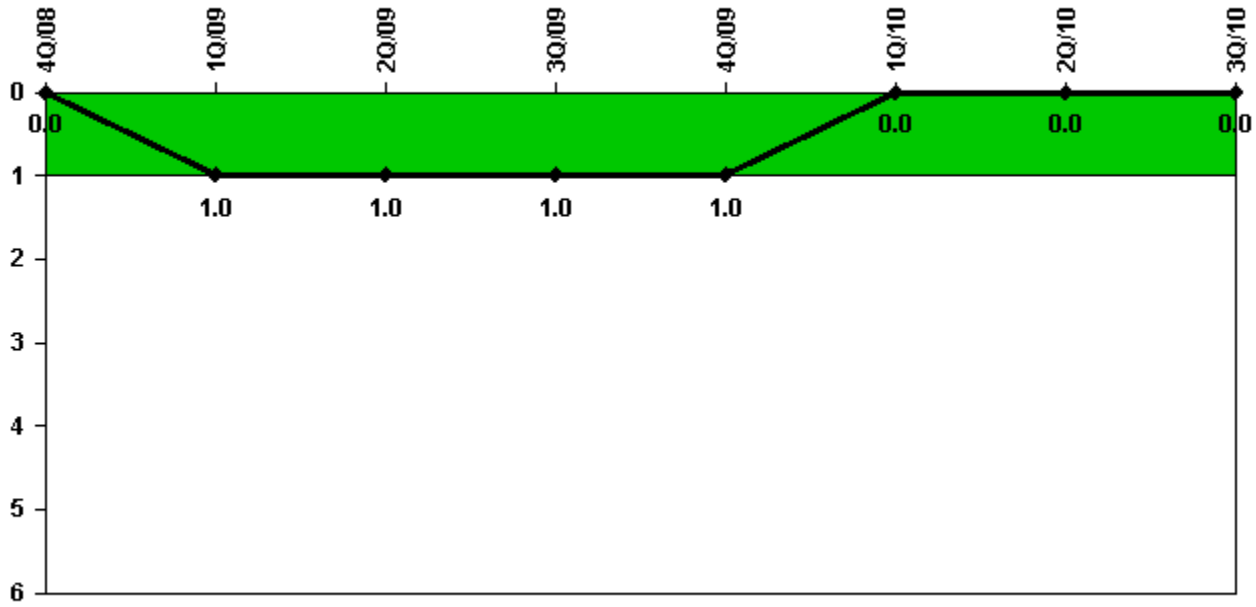
Thresholds: White > 6.0

Notes

| Unplanned Power Changes per 7000 Critical Hrs | 4Q/08 | 1Q/09 | 2Q/09 | 3Q/09 | 4Q/09 | 1Q/10 | 2Q/10 | 3Q/10 |
|---|--------|--------|--------|--------|--------|--------|--------|--------|
| Unplanned power changes | 0 | 0 | 0 | 0 | 0 | 0 | 0 | 0 |
| Critical hours | 2209.0 | 2019.9 | 1441.3 | 2208.0 | 2209.0 | 2159.0 | 2184.0 | 2208.0 |
| Indicator value | 0 | 0 | 0 | 0 | 0 | 0 | 0 | 0 |

Licensee Comments: none

Unplanned Scrams with Complications



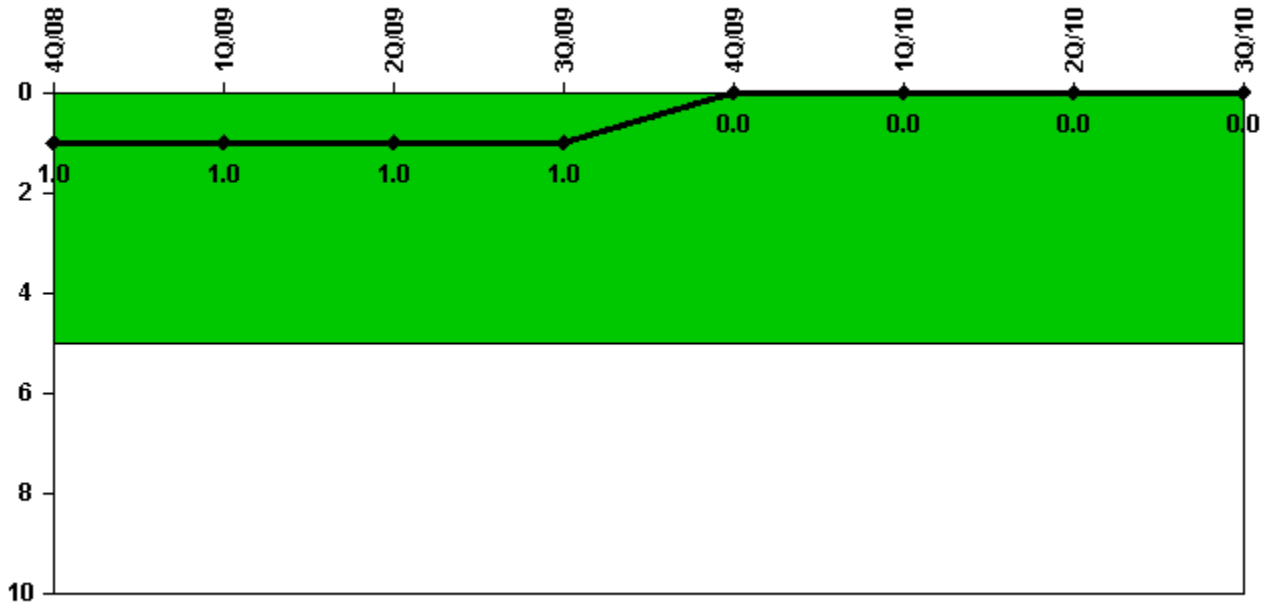
Thresholds: White > 1.0

Notes

| Unplanned Scrams with Complications | 4Q/08 | 1Q/09 | 2Q/09 | 3Q/09 | 4Q/09 | 1Q/10 | 2Q/10 | 3Q/10 |
|-------------------------------------|-------|-------|-------|-------|-------|-------|-------|-------|
| Scrams with complications | 0 | 1.0 | 0 | 0 | 0 | 0 | 0 | 0 |
| | | | | | | | | |
| | | | | | | | | |
| Indicator value | 0.0 | 1.0 | 1.0 | 1.0 | 1.0 | 0.0 | 0.0 | 0.0 |

Licensee Comments: none

Safety System Functional Failures (PWR)




Thresholds: White > 5.0

Notes

| Safety System Functional Failures (PWR) | 4Q/08 | 1Q/09 | 2Q/09 | 3Q/09 | 4Q/09 | 1Q/10 | 2Q/10 | 3Q/10 |
|---|-------|-------|-------|-------|-------|-------|-------|-------|
| Safety System Functional Failures | 1 | 0 | 0 | 0 | 0 | 0 | 0 | 0 |
| Indicator value | 1 | 1 | 1 | 1 | 0 | 0 | 0 | 0 |

Licensee Comments: none

Mitigating Systems Performance Index, Emergency AC Power System




Thresholds: White > 1.00E-6 Yellow > 1.00E-5 Red > 1.00E-4

Notes

| Mitigating Systems Performance Index, Emergency AC Power System | 4Q/08 | 1Q/09 | 2Q/09 | 3Q/09 | 4Q/09 | 1Q/10 | 2Q/10 | 3Q/10 |
|---|-----------|-----------|-----------|-----------|-----------|-----------|-----------|-----------|
| UAI (Δ CDF) | -2.94E-07 | -2.94E-07 | -3.22E-08 | 3.44E-08 | -7.03E-09 | 2.21E-07 | -8.27E-08 | -2.14E-08 |
| URI (Δ CDF) | -2.31E-06 | -2.35E-06 | -2.42E-06 | -2.00E-06 | -1.95E-06 | -1.98E-06 | -1.90E-06 | -1.90E-06 |
| PLE | NO | NO | NO | NO | NO | NO | NO | NO |
| Indicator value | -2.60E-06 | -2.60E-06 | -2.40E-06 | -2.00E-06 | -2.00E-06 | -1.80E-06 | -2.00E-06 | -1.90E-06 |

Licensee Comments: none

Mitigating Systems Performance Index, High Pressure Injection System




Thresholds: White > 1.00E-6 Yellow > 1.00E-5 Red > 1.00E-4

Notes

| Mitigating Systems Performance Index, High Pressure Injection System | 4Q/08 | 1Q/09 | 2Q/09 | 3Q/09 | 4Q/09 | 1Q/10 | 2Q/10 | 3Q/10 |
|--|-----------|-----------|-----------|-----------|-----------|-----------|-----------|-----------|
| UAI (Δ CDF) | 9.01E-08 | 1.28E-07 | 1.27E-07 | 1.17E-07 | 1.11E-07 | 1.47E-07 | 1.14E-07 | 1.43E-07 |
| URI (Δ CDF) | -1.71E-07 | -1.71E-07 | -1.71E-07 | -1.71E-07 | -1.71E-07 | -1.71E-07 | -1.71E-07 | -1.71E-07 |
| PLE | NO | NO | NO | NO | NO | NO | NO | NO |
| Indicator value | -8.10E-08 | -4.30E-08 | -4.30E-08 | -5.30E-08 | -6.00E-08 | -2.30E-08 | -5.70E-08 | -2.80E-08 |

Licensee Comments: none

Mitigating Systems Performance Index, Heat Removal System



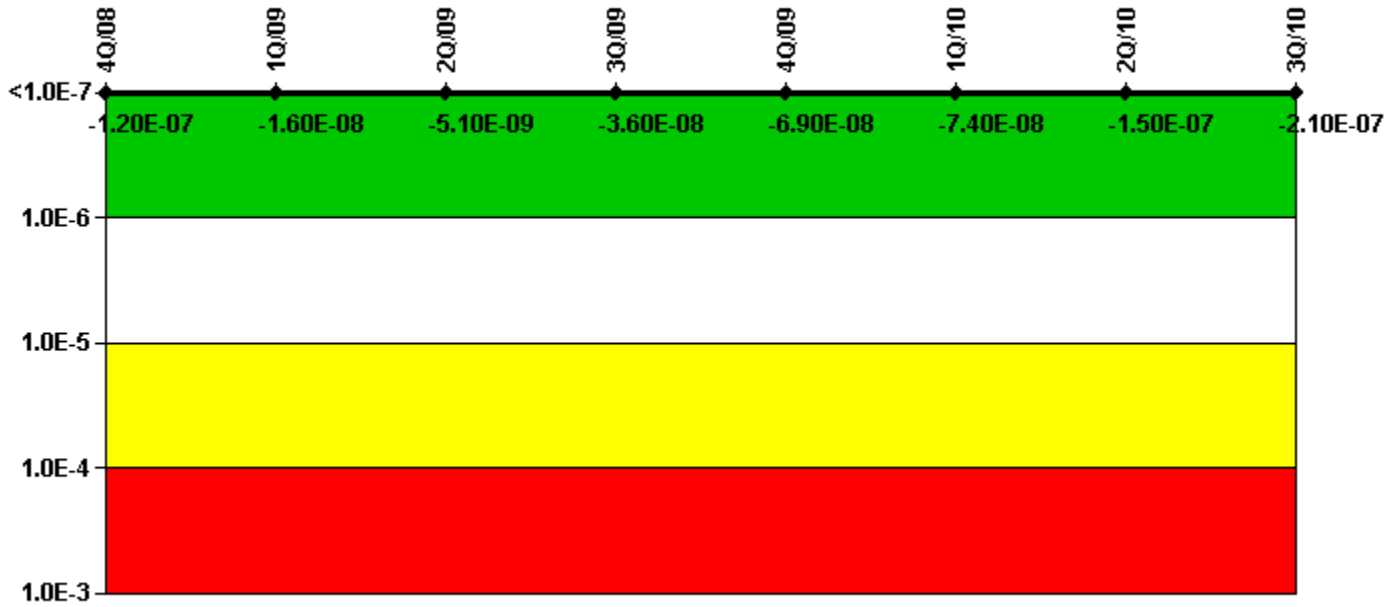
Thresholds: White > 1.00E-6 Yellow > 1.00E-5 Red > 1.00E-4

Notes

| Mitigating Systems Performance Index, Heat Removal System | 4Q/08 | 1Q/09 | 2Q/09 | 3Q/09 | 4Q/09 | 1Q/10 | 2Q/10 | 3Q/10 |
|---|-----------|-----------|-----------|-----------|-----------|-----------|-----------|-----------|
| UAI (Δ CDF) | -1.99E-08 | -1.99E-08 | -1.99E-08 | -1.98E-08 | -1.98E-08 | -1.85E-08 | -1.73E-08 | 2.75E-08 |
| URI (Δ CDF) | -6.41E-08 | -6.63E-08 | -6.66E-08 | -6.66E-08 | -6.66E-08 | -6.66E-08 | -6.66E-08 | -6.66E-08 |
| PLE | NO | NO | NO | NO | NO | NO | NO | NO |
| Indicator value | -8.40E-08 | -8.60E-08 | -8.60E-08 | -8.60E-08 | -8.60E-08 | -8.50E-08 | -8.40E-08 | -3.90E-08 |

Licensee Comments: none

Mitigating Systems Performance Index, Residual Heat Removal System



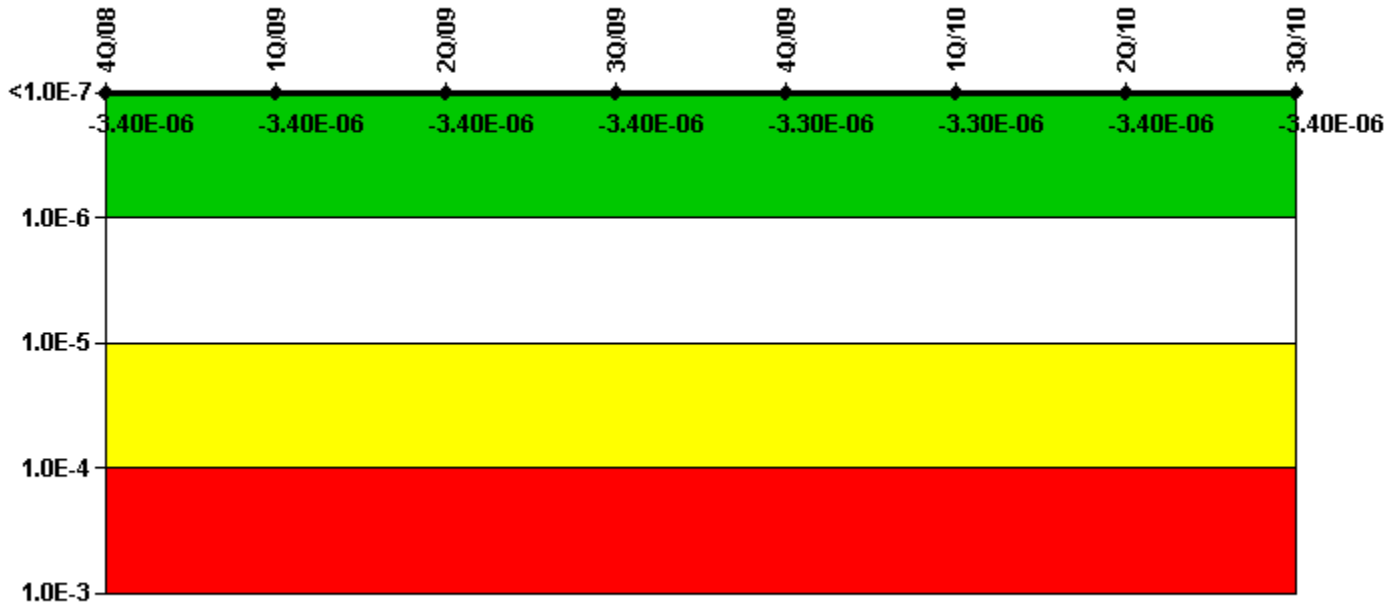
Thresholds: White > 1.00E-6 Yellow > 1.00E-5 Red > 1.00E-4

Notes

| Mitigating Systems Performance Index, Residual Heat Removal System | 4Q/08 | 1Q/09 | 2Q/09 | 3Q/09 | 4Q/09 | 1Q/10 | 2Q/10 | 3Q/10 |
|--|-----------|-----------|-----------|-----------|-----------|-----------|-----------|-----------|
| UAI (Δ CDF) | 2.44E-07 | 3.50E-07 | 3.61E-07 | 3.30E-07 | 2.97E-07 | 2.92E-07 | 2.21E-07 | 1.52E-07 |
| URI (Δ CDF) | -3.66E-07 | -3.66E-07 | -3.66E-07 | -3.66E-07 | -3.66E-07 | -3.66E-07 | -3.66E-07 | -3.66E-07 |
| PLE | NO | NO | NO | NO | NO | NO | NO | NO |
| Indicator value | -1.20E-07 | -1.60E-08 | -5.10E-09 | -3.60E-08 | -6.90E-08 | -7.40E-08 | -1.50E-07 | -2.10E-07 |

Licensee Comments: none

Mitigating Systems Performance Index, Cooling Water Systems



Thresholds: White > 1.00E-6 Yellow > 1.00E-5 Red > 1.00E-4

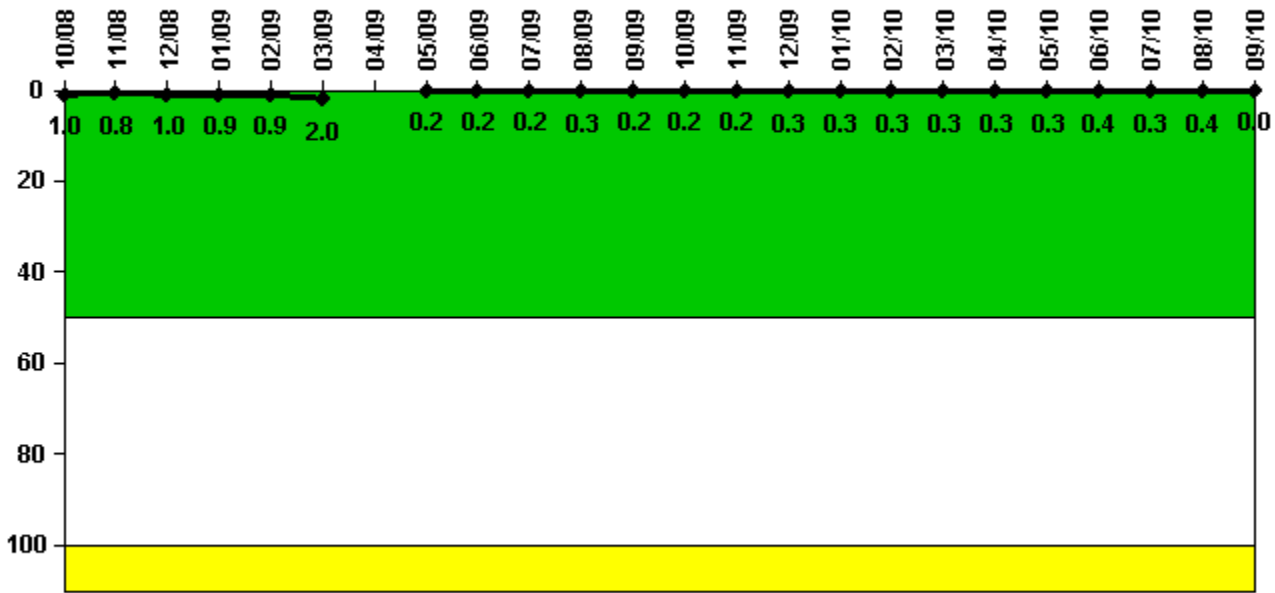
Notes

| Mitigating Systems Performance Index, Cooling Water Systems | 4Q/08 | 1Q/09 | 2Q/09 | 3Q/09 | 4Q/09 | 1Q/10 | 2Q/10 | 3Q/10 |
|---|-----------|-----------|-----------|-----------|-----------|-----------|-----------|-----------|
| UAI (Δ CDF) | -3.18E-06 | -3.17E-06 | -3.17E-06 | -3.14E-06 | -3.13E-06 | -3.12E-06 | -3.15E-06 | -3.15E-06 |
| URI (Δ CDF) | -2.18E-07 | -2.18E-07 | -2.18E-07 | -2.18E-07 | -2.18E-07 | -2.18E-07 | -2.18E-07 | -2.18E-07 |
| PLE | NO | NO | NO | NO | NO | NO | NO | NO |
| Indicator value | -3.40E-06 | -3.40E-06 | -3.40E-06 | -3.40E-06 | -3.30E-06 | -3.30E-06 | -3.40E-06 | -3.40E-06 |

Licensee Comments:

3Q/10: Changed PRA Parameter(s).

Reactor Coolant System Activity



Thresholds: White > 50.0 Yellow > 100.0


Notes

| Reactor Coolant System Activity | 10/08 | 11/08 | 12/08 | 1/09 | 2/09 | 3/09 | 4/09 | 5/09 | 6/09 | 7/09 | 8/09 | 9/09 |
|---------------------------------|----------|----------|----------|----------|----------|----------|------|----------|----------|----------|----------|----------|
| Maximum activity | 0.003438 | 0.002711 | 0.003417 | 0.003055 | 0.002984 | 0.007078 | N/A | 0.000719 | 0.000740 | 0.000747 | 0.001175 | 0.000803 |
| Technical specification limit | 0.4 | 0.4 | 0.4 | 0.4 | 0.4 | 0.4 | 0.4 | 0.4 | 0.4 | 0.4 | 0.4 | 0.4 |
| Indicator value | 1.0 | 0.8 | 1.0 | 0.9 | 0.9 | 2.0 | N/A | 0.2 | 0.2 | 0.2 | 0.3 | 0.2 |

| Reactor Coolant System Activity | 10/09 | 11/09 | 12/09 | 1/10 | 2/10 | 3/10 | 4/10 | 5/10 | 6/10 | 7/10 | 8/10 | 9/10 |
|---------------------------------|----------|----------|----------|----------|----------|----------|----------|----------|----------|----------|----------|----------|
| Maximum activity | 0.000850 | 0.000852 | 0.000917 | 0.000924 | 0.000992 | 0.001093 | 0.000958 | 0.001019 | 0.001407 | 0.001101 | 0.001251 | 0.000121 |
| Technical specification limit | 0.4 | 0.4 | 0.4 | 0.4 | 0.4 | 0.4 | 0.4 | 0.4 | 0.4 | 0.4 | 0.4 | 0.4 |
| Indicator value | 0.2 | 0.2 | 0.3 | 0.3 | 0.3 | 0.3 | 0.3 | 0.3 | 0.4 | 0.3 | 0.4 | 0 |

Licensee Comments: none

Reactor Coolant System Leakage



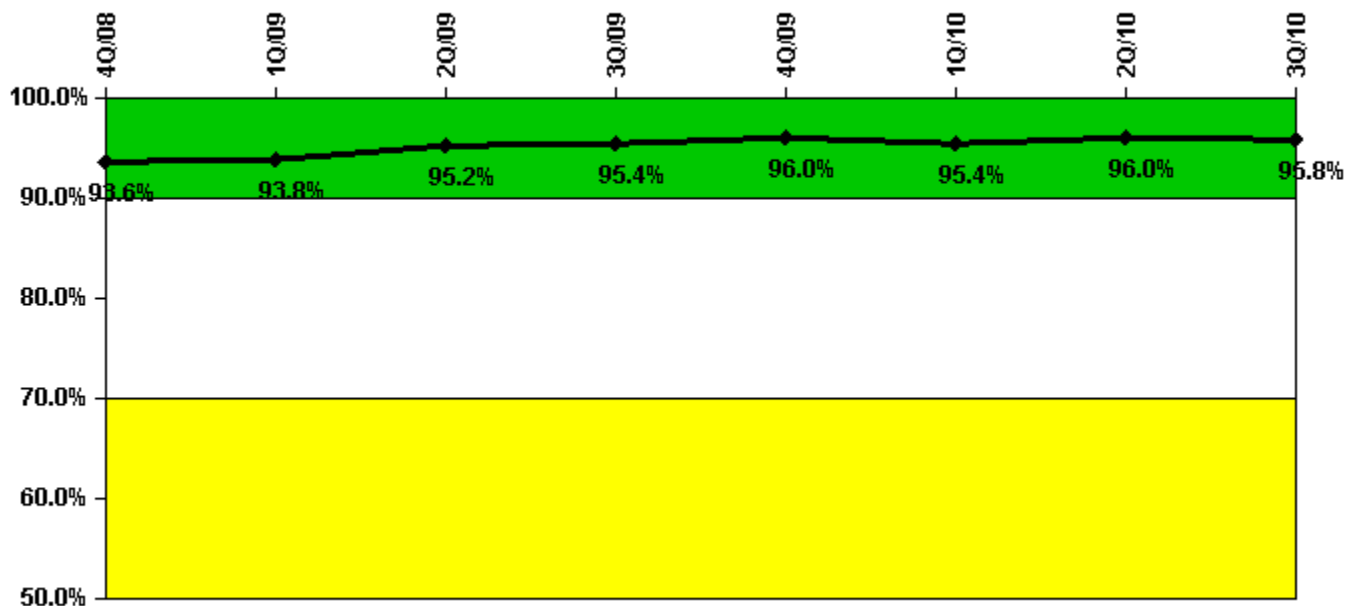
Thresholds: White > 50.0 Yellow > 100.0

Notes

| Reactor Coolant System Leakage | 10/08 | 11/08 | 12/08 | 1/09 | 2/09 | 3/09 | 4/09 | 5/09 | 6/09 | 7/09 | 8/09 | 9/09 |
|--------------------------------|-------|-------|-------|-------|-------|-------|-------|-------|-------|-------|-------|-------|
| Maximum leakage | 0.030 | 0.030 | 0.020 | 0.030 | 0.020 | 0.030 | 0.160 | 0.170 | 0.180 | 0.170 | 0.180 | 0.170 |
| Technical specification limit | 10.0 | 10.0 | 10.0 | 10.0 | 10.0 | 10.0 | 10.0 | 10.0 | 10.0 | 10.0 | 10.0 | 10.0 |
| Indicator value | 0.3 | 0.3 | 0.2 | 0.3 | 0.2 | 0.3 | 1.6 | 1.7 | 1.8 | 1.7 | 1.8 | 1.7 |
| Reactor Coolant System Leakage | 10/09 | 11/09 | 12/09 | 1/10 | 2/10 | 3/10 | 4/10 | 5/10 | 6/10 | 7/10 | 8/10 | 9/10 |
| Maximum leakage | 0.160 | 0.150 | 0.140 | 0.120 | 0.100 | 0.100 | 0.110 | 0.110 | 0.120 | 0.120 | 0.140 | 0.140 |
| Technical specification limit | 10.0 | 10.0 | 10.0 | 10.0 | 10.0 | 10.0 | 10.0 | 10.0 | 10.0 | 10.0 | 10.0 | 10.0 |
| Indicator value | 1.6 | 1.5 | 1.4 | 1.2 | 1.0 | 1.0 | 1.1 | 1.1 | 1.2 | 1.2 | 1.4 | 1.4 |

Licensee Comments: none

Drill/Exercise Performance



Thresholds: White < 90.0% Yellow < 70.0%

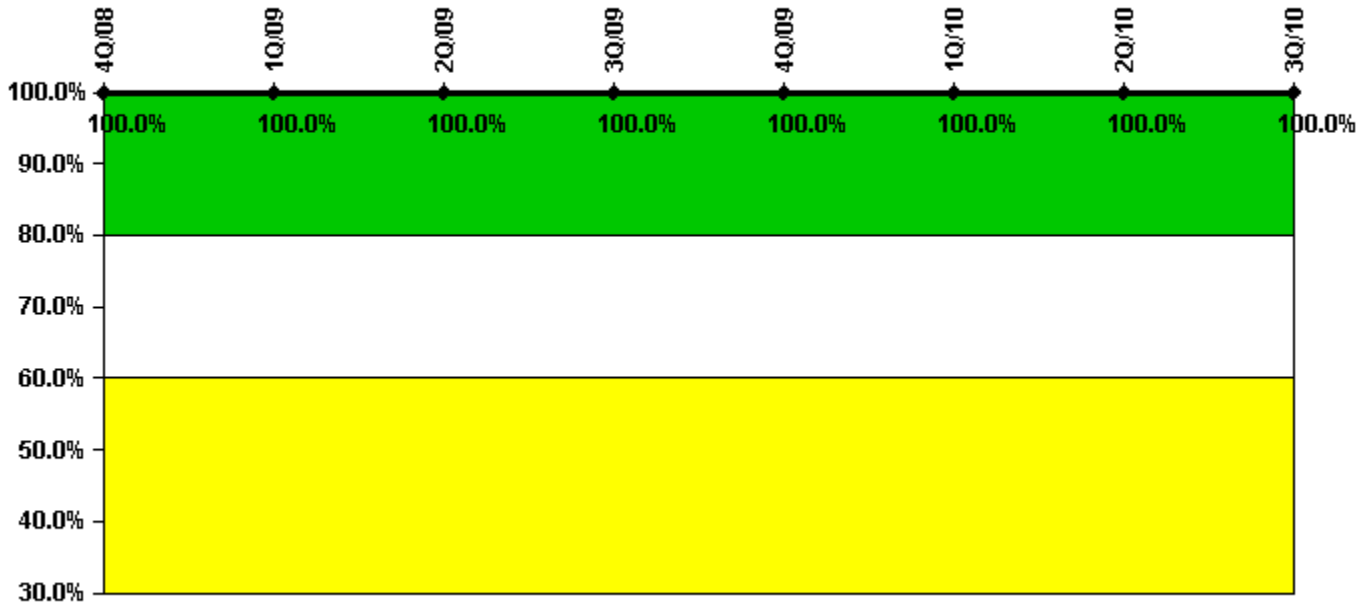
Notes

| Drill/Exercise Performance | 4Q/08 | 1Q/09 | 2Q/09 | 3Q/09 | 4Q/09 | 1Q/10 | 2Q/10 | 3Q/10 |
|----------------------------|-------|-------|-------|-------|-------|-------|-------|-------|
| Successful opportunities | 39.0 | 21.0 | 40.0 | 41.0 | 16.0 | 20.0 | 22.0 | 27.0 |
| Total opportunities | 44.0 | 22.0 | 40.0 | 42.0 | 16.0 | 22.0 | 22.0 | 28.0 |
| | | | | | | | | |
| Indicator value | 93.6% | 93.8% | 95.2% | 95.4% | 96.0% | 95.4% | 96.0% | 95.8% |

Licensee Comments:

2Q/10: June DEP updated due to the omission of Notification successes and opportunities and the late identification of DEP successes and opportunities during Licensed Operator Requalification. This issue was captured in the Corrective Action Program.

ERO Drill Participation



Thresholds: White < 80.0% Yellow < 60.0%

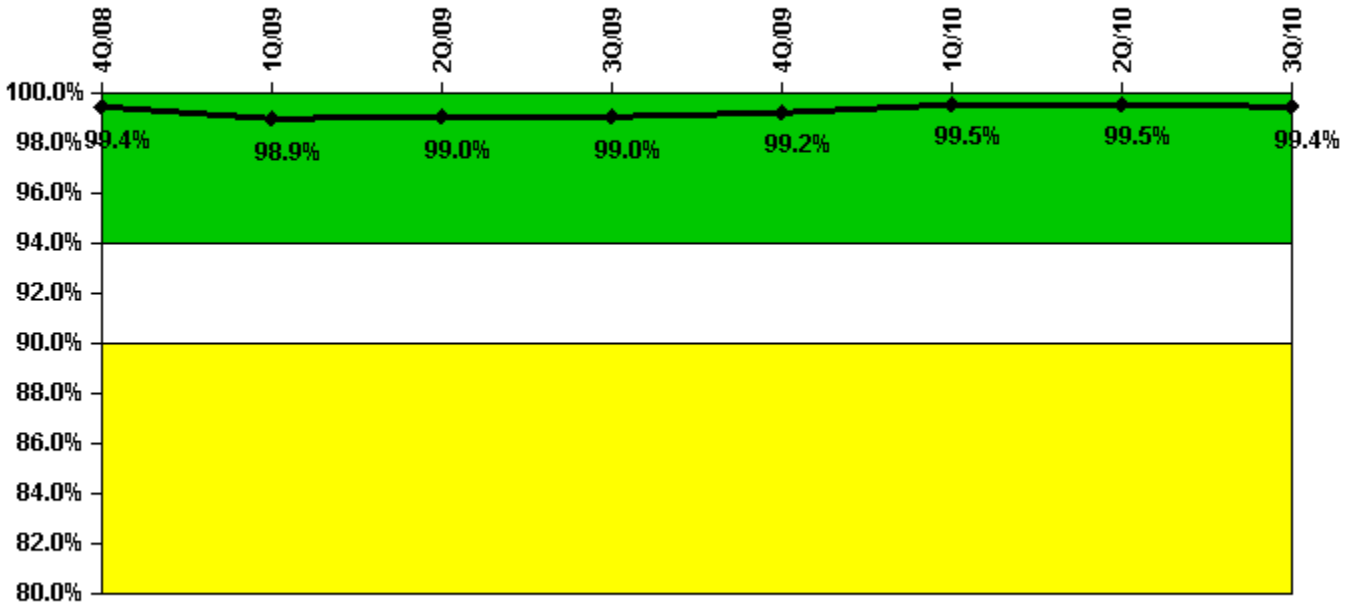
Notes

| ERO Drill Participation | 4Q/08 | 1Q/09 | 2Q/09 | 3Q/09 | 4Q/09 | 1Q/10 | 2Q/10 | 3Q/10 |
|-----------------------------|--------|--------|--------|--------|--------|--------|--------|--------|
| Participating Key personnel | 82.0 | 86.0 | 79.0 | 76.0 | 79.0 | 77.0 | 76.0 | 78.0 |
| Total Key personnel | 82.0 | 86.0 | 79.0 | 76.0 | 79.0 | 77.0 | 76.0 | 78.0 |
| | | | | | | | | |
| Indicator value | 100.0% | 100.0% | 100.0% | 100.0% | 100.0% | 100.0% | 100.0% | 100.0% |

Licensee Comments:

2Q/10: June Participation was updated due to the omission of a Corporate EOF participant. This issue were captured in the Corrective Action Program.

Alert & Notification System



Thresholds: White < 94.0% Yellow < 90.0%

Notes

| Alert & Notification System | 4Q/08 | 1Q/09 | 2Q/09 | 3Q/09 | 4Q/09 | 1Q/10 | 2Q/10 | 3Q/10 |
|-----------------------------|-------|-------|-------|-------|-------|-------|-------|-------|
| Successful siren-tests | 961 | 634 | 969 | 858 | 969 | 751 | 967 | 747 |
| Total sirens-tests | 972 | 648 | 972 | 864 | 972 | 756 | 972 | 756 |
| | | | | | | | | |
| Indicator value | 99.4% | 98.9% | 99.0% | 99.0% | 99.2% | 99.5% | 99.5% | 99.4% |

Licensee Comments: none

Occupational Exposure Control Effectiveness



Thresholds: White > 2.0 Yellow > 5.0

Notes

| Occupational Exposure Control Effectiveness | 4Q/08 | 1Q/09 | 2Q/09 | 3Q/09 | 4Q/09 | 1Q/10 | 2Q/10 | 3Q/10 |
|---|----------|----------|----------|----------|----------|----------|----------|----------|
| High radiation area occurrences | 0 | 0 | 0 | 0 | 0 | 0 | 0 | 0 |
| Very high radiation area occurrences | 0 | 0 | 0 | 0 | 0 | 0 | 0 | 0 |
| Unintended exposure occurrences | 0 | 0 | 0 | 0 | 0 | 0 | 0 | 0 |
| Indicator value | 0 | 0 | 0 | 0 | 0 | 0 | 0 | 0 |

Licensee Comments: none

RETS/ODCM Radiological Effluent



Thresholds: White > 1.0 Yellow > 3.0

Notes

| RETS/ODCM Radiological Effluent | 4Q/08 | 1Q/09 | 2Q/09 | 3Q/09 | 4Q/09 | 1Q/10 | 2Q/10 | 3Q/10 |
|---------------------------------|-------|-------|-------|-------|-------|-------|-------|-------|
| RETS/ODCM occurrences | 0 | 0 | 0 | 0 | 0 | 0 | 0 | 0 |
| Indicator value | 0 | 0 | 0 | 0 | 0 | 0 | 0 | 0 |

Licensee Comments: none

[Security](#) information not publicly available.