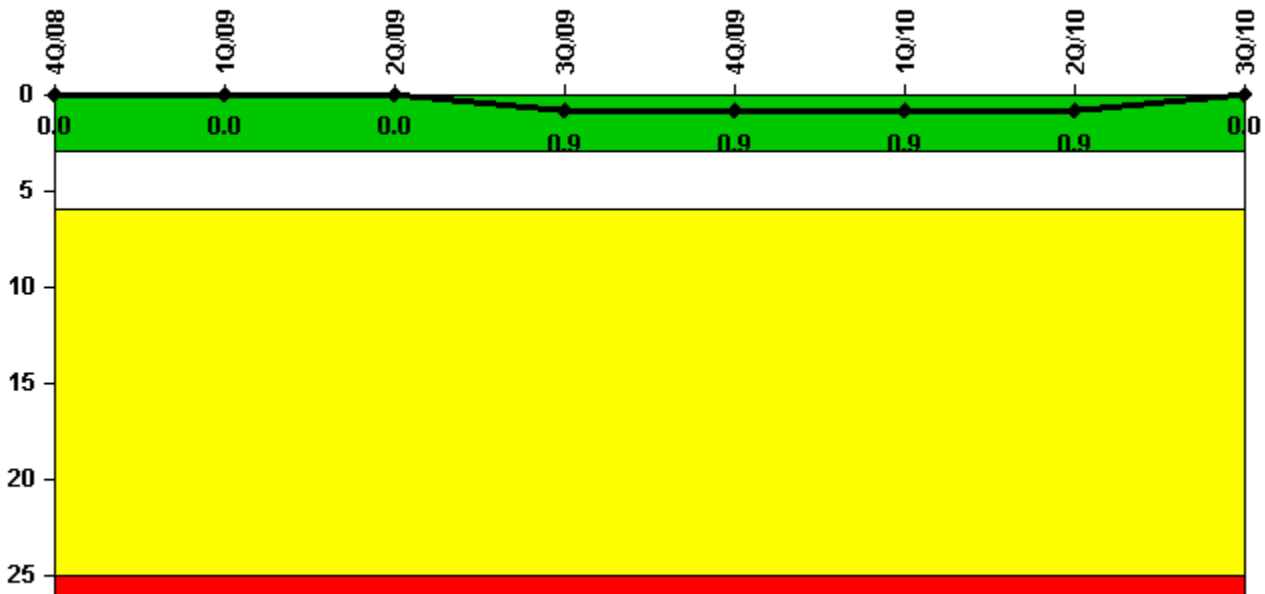


Peach Bottom 3

3Q/2010 Performance Indicators

Licensee's General Comments: none

Unplanned Scrams per 7000 Critical Hrs



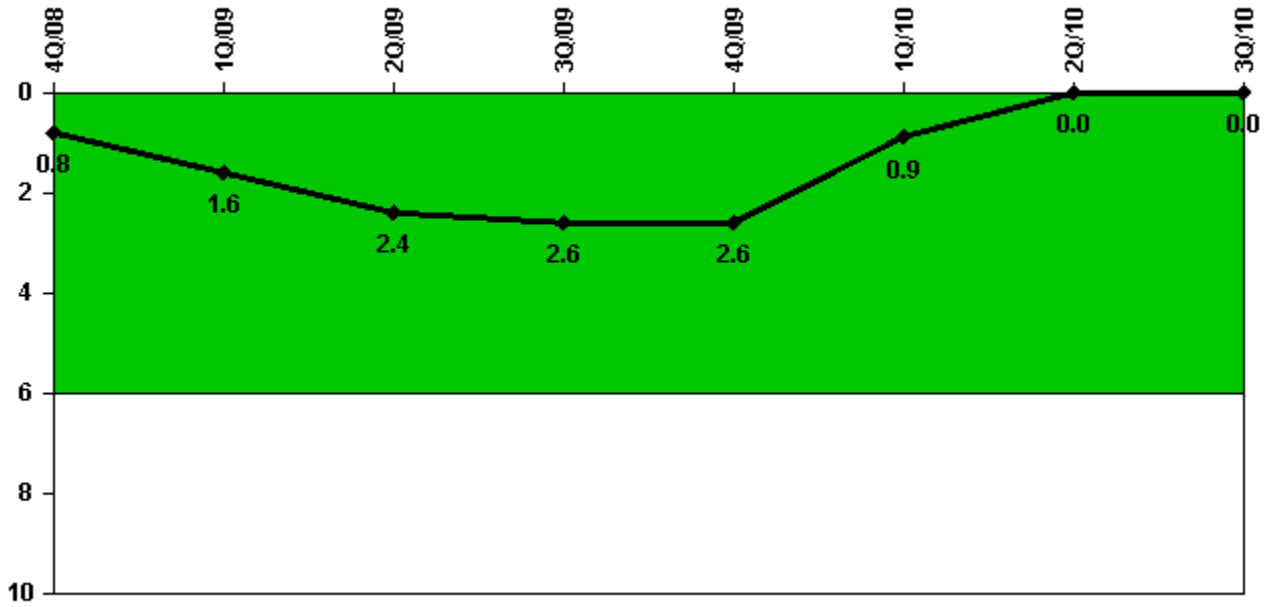
Thresholds: White > 3.0 Yellow > 6.0 Red > 25.0

Notes

Unplanned Scrams per 7000 Critical Hrs	4Q/08	1Q/09	2Q/09	3Q/09	4Q/09	1Q/10	2Q/10	3Q/10
Unplanned scrams	0	0	0	1.0	0	0	0	0
Critical hours	2209.0	2035.6	2184.0	1798.7	1955.5	2159.0	2184.0	2208.0
Indicator value	0	0	0	0.9	0.9	0.9	0.9	0

Licensee Comments: none

Unplanned Power Changes per 7000 Critical Hrs



Thresholds: White > 6.0

Notes

Unplanned Power Changes per 7000 Critical Hrs	4Q/08	1Q/09	2Q/09	3Q/09	4Q/09	1Q/10	2Q/10	3Q/10
Unplanned power changes	0	2.0	1.0	0	0	0	0	0
Critical hours	2209.0	2035.6	2184.0	1798.7	1955.5	2159.0	2184.0	2208.0
Indicator value	0.8	1.6	2.4	2.6	2.6	0.9	0	0

Licensee Comments: none

Unplanned Scrams with Complications



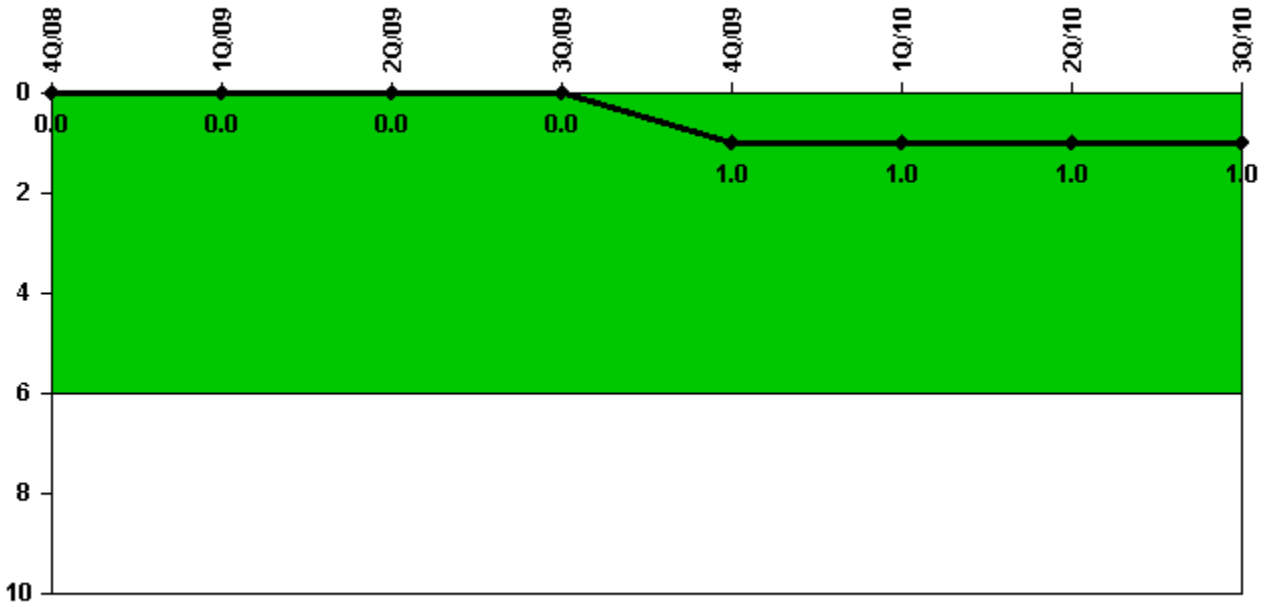
Thresholds: White > 1.0

Notes

Unplanned Scrams with Complications	4Q/08	1Q/09	2Q/09	3Q/09	4Q/09	1Q/10	2Q/10	3Q/10
Scrams with complications	0	0	0	0	0	0	0	0
Indicator value	0.0	0.0	0.0	0.0	0.0	0.0	0.0	0.0

Licensee Comments: none

Safety System Functional Failures (BWR)




Thresholds: White > 6.0

Notes

Safety System Functional Failures (BWR)	4Q/08	1Q/09	2Q/09	3Q/09	4Q/09	1Q/10	2Q/10	3Q/10
Safety System Functional Failures	0	0	0	0	1	0	0	0
Indicator value	0	0	0	0	1	1	1	1

Licensee Comments: none

Mitigating Systems Performance Index, Emergency AC Power System




Thresholds: White > 1.00E-6 Yellow > 1.00E-5 Red > 1.00E-4

Notes

Mitigating Systems Performance Index, Emergency AC Power System	4Q/08	1Q/09	2Q/09	3Q/09	4Q/09	1Q/10	2Q/10	3Q/10
UAI (Δ CDF)	1.50E-08	4.60E-08	1.30E-07	8.30E-08	3.30E-08	-2.91E-08	-3.18E-08	-2.78E-08
URI (Δ CDF)	-3.80E-07	-3.80E-07	-3.60E-07	-3.40E-07	2.40E-08	3.02E-08	2.66E-08	4.36E-08
PLE	NO	NO	NO	NO	NO	NO	NO	NO
Indicator value	-3.65E-07	-3.34E-07	-2.30E-07	-2.57E-07	5.70E-08	1.10E-09	-5.20E-09	1.60E-08

Licensee Comments: none

Mitigating Systems Performance Index, High Pressure Injection System



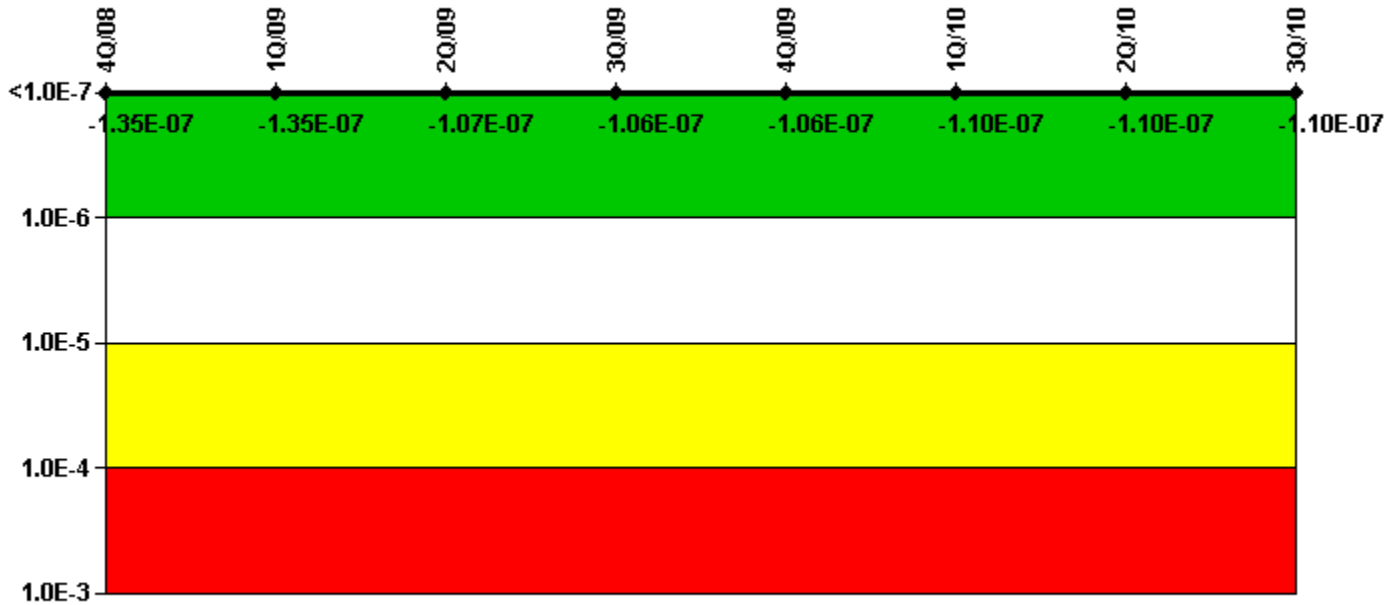
Thresholds: White > 1.00E-6 Yellow > 1.00E-5 Red > 1.00E-4

Notes

Mitigating Systems Performance Index, High Pressure Injection System	4Q/08	1Q/09	2Q/09	3Q/09	4Q/09	1Q/10	2Q/10	3Q/10
UAI (Δ CDF)	-5.80E-09	3.90E-09	-2.30E-08	-2.30E-08	-2.30E-08	-2.28E-08	-2.28E-08	-2.28E-08
URI (Δ CDF)	-7.10E-08	-7.10E-08	-7.10E-08	-7.10E-08	-7.10E-08	-7.08E-08	-7.08E-08	-7.08E-08
PLE	NO	NO	NO	NO	NO	NO	NO	NO
Indicator value	-7.68E-08	-6.71E-08	-9.40E-08	-9.40E-08	-9.40E-08	-9.40E-08	-9.40E-08	-9.40E-08

Licensee Comments: none

Mitigating Systems Performance Index, Heat Removal System



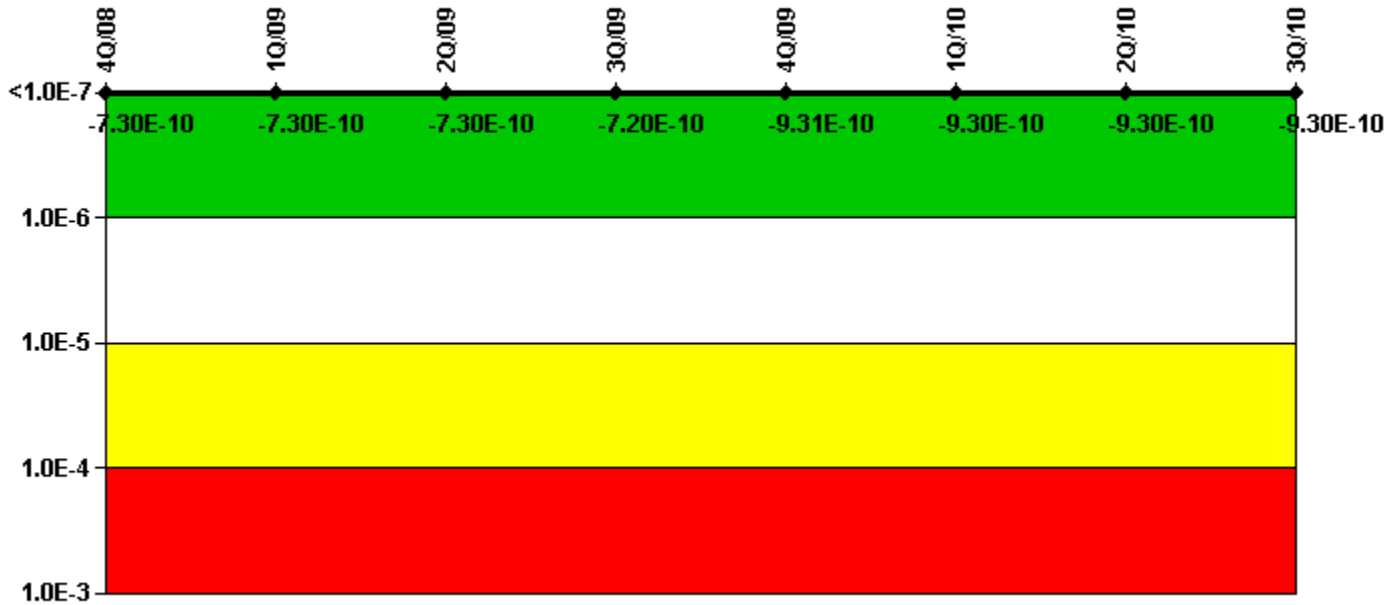
Thresholds: White > 1.00E-6 Yellow > 1.00E-5 Red > 1.00E-4

Notes

Mitigating Systems Performance Index, Heat Removal System	4Q/08	1Q/09	2Q/09	3Q/09	4Q/09	1Q/10	2Q/10	3Q/10
UAI (Δ CDF)	-1.50E-08	-1.50E-08	1.30E-08	1.40E-08	1.40E-08	1.44E-08	1.44E-08	1.40E-08
URI (Δ CDF)	-1.20E-07	-1.20E-07	-1.20E-07	-1.20E-07	-1.20E-07	-1.22E-07	-1.22E-07	-1.22E-07
PLE	NO	NO	NO	NO	NO	NO	NO	NO
Indicator value	-1.35E-07	-1.35E-07	-1.07E-07	-1.06E-07	-1.06E-07	-1.10E-07	-1.10E-07	-1.10E-07

Licensee Comments: none

Mitigating Systems Performance Index, Residual Heat Removal System



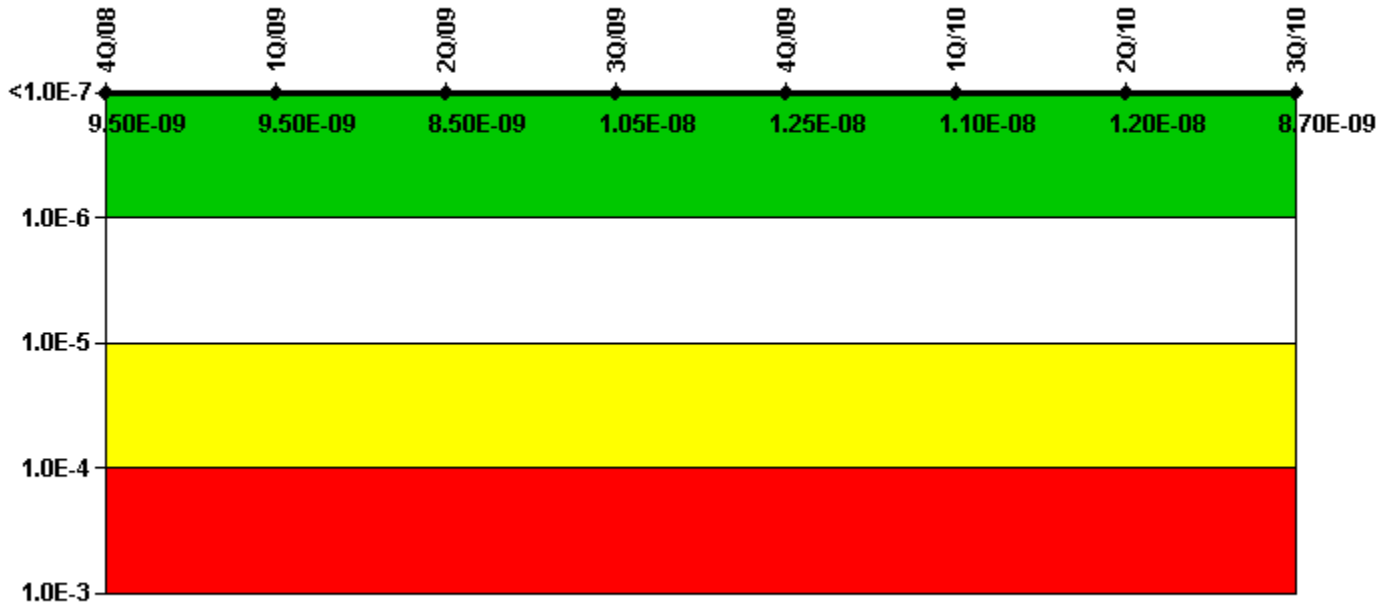
Thresholds: White > 1.00E-6 Yellow > 1.00E-5 Red > 1.00E-4

Notes

Mitigating Systems Performance Index, Residual Heat Removal System	4Q/08	1Q/09	2Q/09	3Q/09	4Q/09	1Q/10	2Q/10	3Q/10
UAI (Δ CDF)	1.40E-10	1.40E-10	1.40E-10	1.50E-10	-6.10E-11	-6.05E-11	-6.05E-11	-6.26E-11
URI (Δ CDF)	-8.70E-10	-8.70E-10	-8.70E-10	-8.70E-10	-8.70E-10	-8.67E-10	-8.67E-10	-8.67E-10
PLE	NO	NO	NO	NO	NO	NO	NO	NO
Indicator value	-7.30E-10	-7.30E-10	-7.30E-10	-7.20E-10	-9.31E-10	-9.30E-10	-9.30E-10	-9.30E-10

Licensee Comments: none

Mitigating Systems Performance Index, Cooling Water Systems



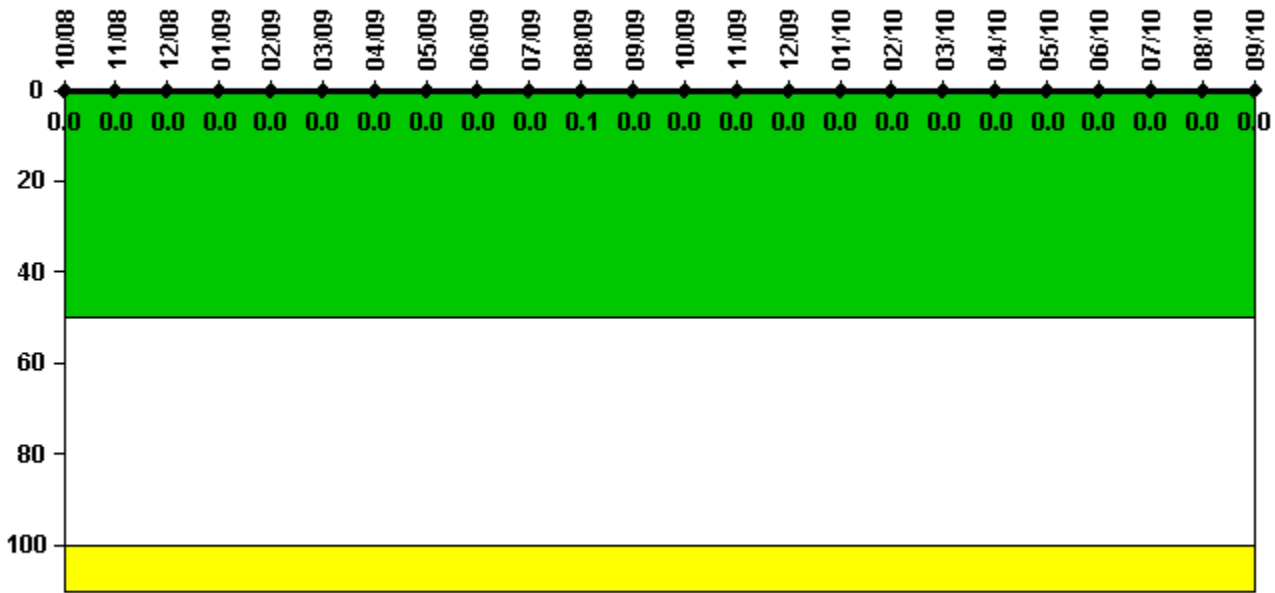
Thresholds: White > 1.00E-6 Yellow > 1.00E-5 Red > 1.00E-4

Notes

Mitigating Systems Performance Index, Cooling Water Systems	4Q/08	1Q/09	2Q/09	3Q/09	4Q/09	1Q/10	2Q/10	3Q/10
UAI (Δ CDF)	1.30E-08	1.30E-08	1.20E-08	1.40E-08	1.60E-08	1.47E-08	1.54E-08	1.53E-08
URI (Δ CDF)	-3.50E-09	-3.50E-09	-3.50E-09	-3.50E-09	-3.50E-09	-3.51E-09	-3.51E-09	-6.62E-09
PLE	NO	NO	NO	NO	NO	NO	NO	NO
Indicator value	9.50E-09	9.50E-09	8.50E-09	1.05E-08	1.25E-08	1.10E-08	1.20E-08	8.70E-09

Licensee Comments: none

Reactor Coolant System Activity




Thresholds: White > 50.0 Yellow > 100.0

Notes

Reactor Coolant System Activity	10/08	11/08	12/08	1/09	2/09	3/09	4/09	5/09	6/09	7/09	8/09	9/09
Maximum activity	0.000076	0.000041	0.000045	0.000058	0.000075	0.000068	0.000064	0.000058	0.000052	0.000074	0.000105	0.000074
Technical specification limit	0.2	0.2	0.2	0.2	0.2	0.2	0.2	0.2	0.2	0.2	0.2	0.2
Indicator value	0	0	0	0	0	0	0	0	0	0	0.1	0
Reactor Coolant System Activity	10/09	11/09	12/09	1/10	2/10	3/10	4/10	5/10	6/10	7/10	8/10	9/10
Maximum activity	0.000099	0.000025	0.000035	0.000057	0.000040	0.000035	0.000033	0.000031	0.000042	0.000048	0.000049	0.000036
Technical specification limit	0.2	0.2	0.2	0.2	0.2	0.2	0.2	0.2	0.2	0.2	0.2	0.2
Indicator value	0	0	0	0	0	0	0	0	0	0	0	0

Licensee Comments: none

Reactor Coolant System Leakage



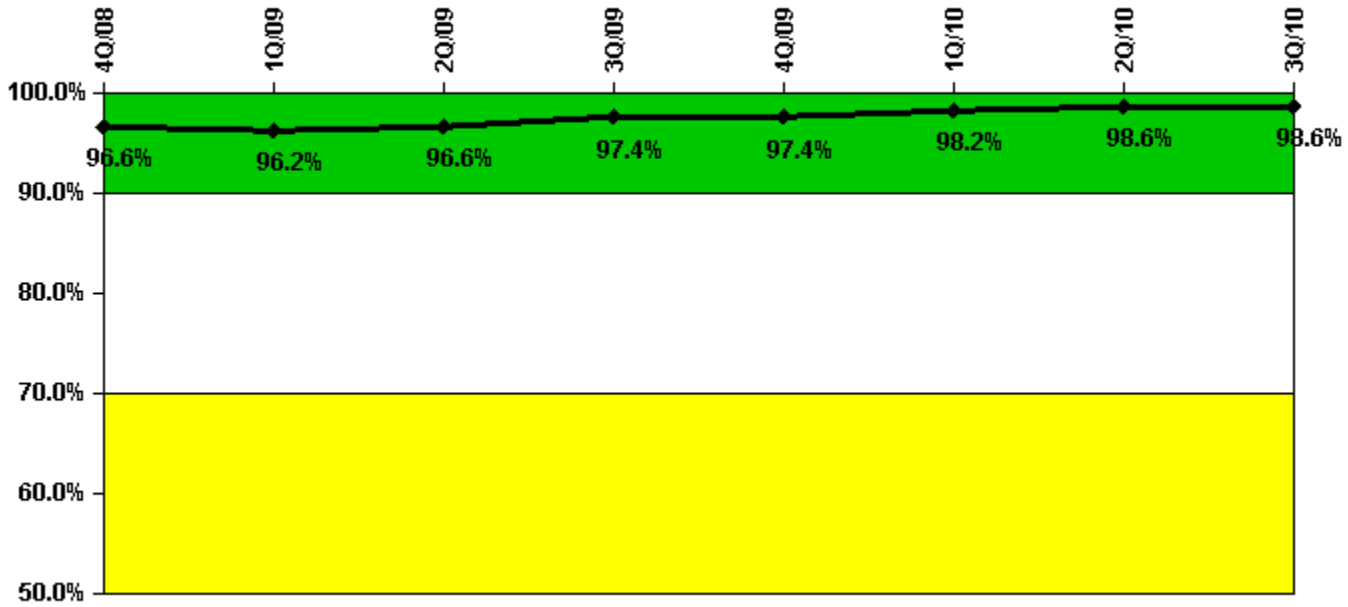
Thresholds: White > 50.0 Yellow > 100.0

Notes

Reactor Coolant System Leakage	10/08	11/08	12/08	1/09	2/09	3/09	4/09	5/09	6/09	7/09	8/09	9/09
Maximum leakage	1.670	1.660	1.620	1.600	1.650	1.680	1.680	1.700	1.580	1.750	1.740	1.780
Technical specification limit	25.0	25.0	25.0	25.0	25.0	25.0	25.0	25.0	25.0	25.0	25.0	25.0
Indicator value	6.7	6.6	6.5	6.4	6.6	6.7	6.7	6.8	6.3	7.0	7.0	7.1
Reactor Coolant System Leakage	10/09	11/09	12/09	1/10	2/10	3/10	4/10	5/10	6/10	7/10	8/10	9/10
Maximum leakage	1.790	1.770	1.610	1.770	1.630	1.680	1.740	1.750	1.770	1.750	1.790	1.750
Technical specification limit	25.0	25.0	25.0	25.0	25.0	25.0	25.0	25.0	25.0	25.0	25.0	25.0
Indicator value	7.2	7.1	6.4	7.1	6.5	6.7	7.0	7.0	7.1	7.0	7.2	7.0

Licensee Comments: none

Drill/Exercise Performance



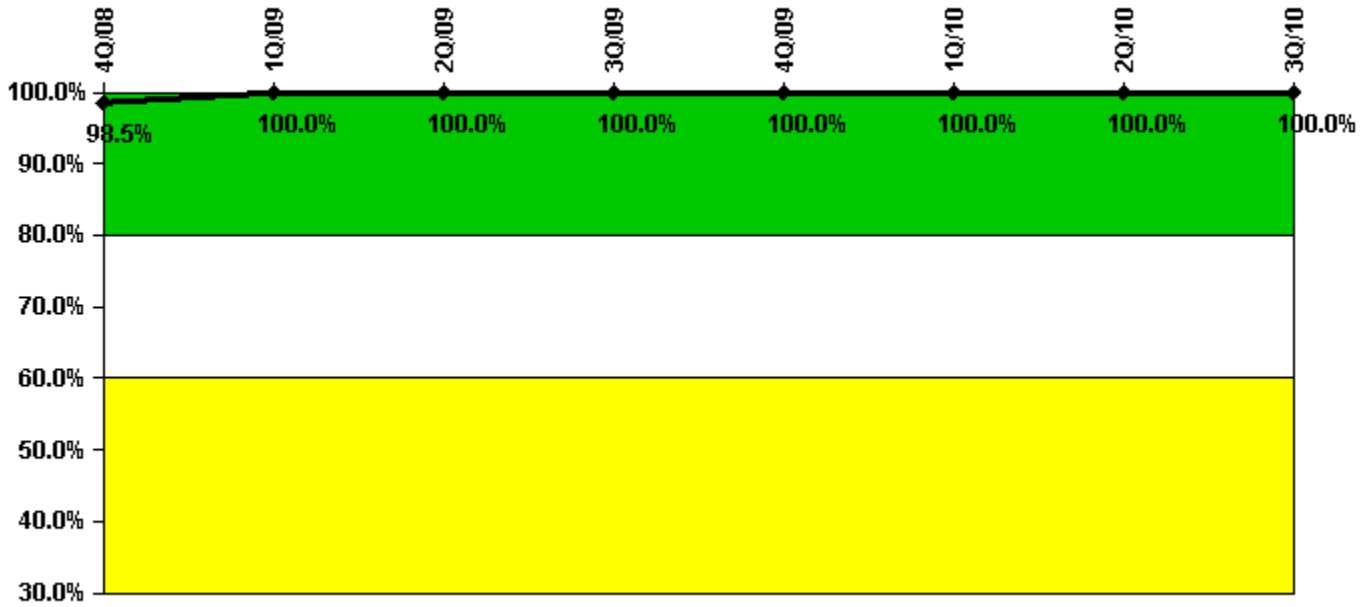
Thresholds: White < 90.0% Yellow < 70.0%

Notes

Drill/Exercise Performance	4Q/08	1Q/09	2Q/09	3Q/09	4Q/09	1Q/10	2Q/10	3Q/10
Successful opportunities	36.0	71.0	37.0	47.0	14.0	73.0	57.0	20.0
Total opportunities	36.0	73.0	38.0	48.0	14.0	74.0	57.0	20.0
Indicator value	96.6%	96.2%	96.6%	97.4%	97.4%	98.2%	98.6%	98.6%

Licensee Comments: none

ERO Drill Participation



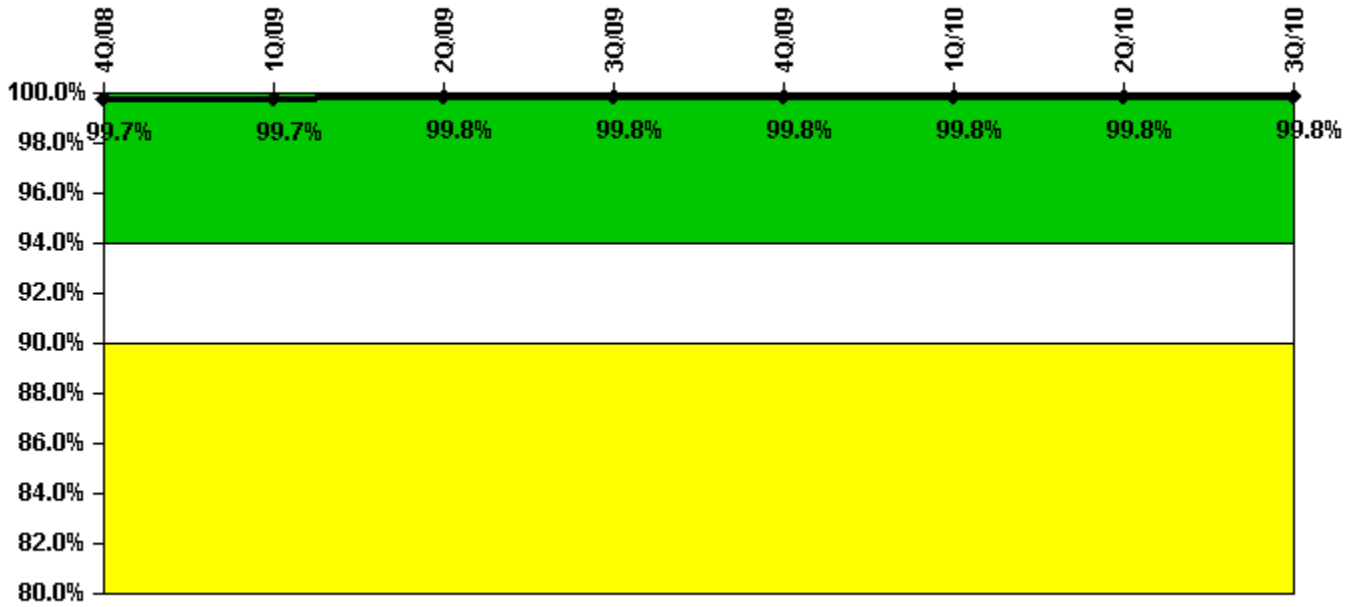
Thresholds: White < 80.0% Yellow < 60.0%

Notes

ERO Drill Participation	4Q/08	1Q/09	2Q/09	3Q/09	4Q/09	1Q/10	2Q/10	3Q/10
Participating Key personnel	67.0	68.0	71.0	69.0	67.0	68.0	68.0	65.0
Total Key personnel	68.0	68.0	71.0	69.0	67.0	68.0	68.0	65.0
Indicator value	98.5%	100.0%	100.0%	100.0%	100.0%	100.0%	100.0%	100.0%

Licensee Comments: none

Alert & Notification System



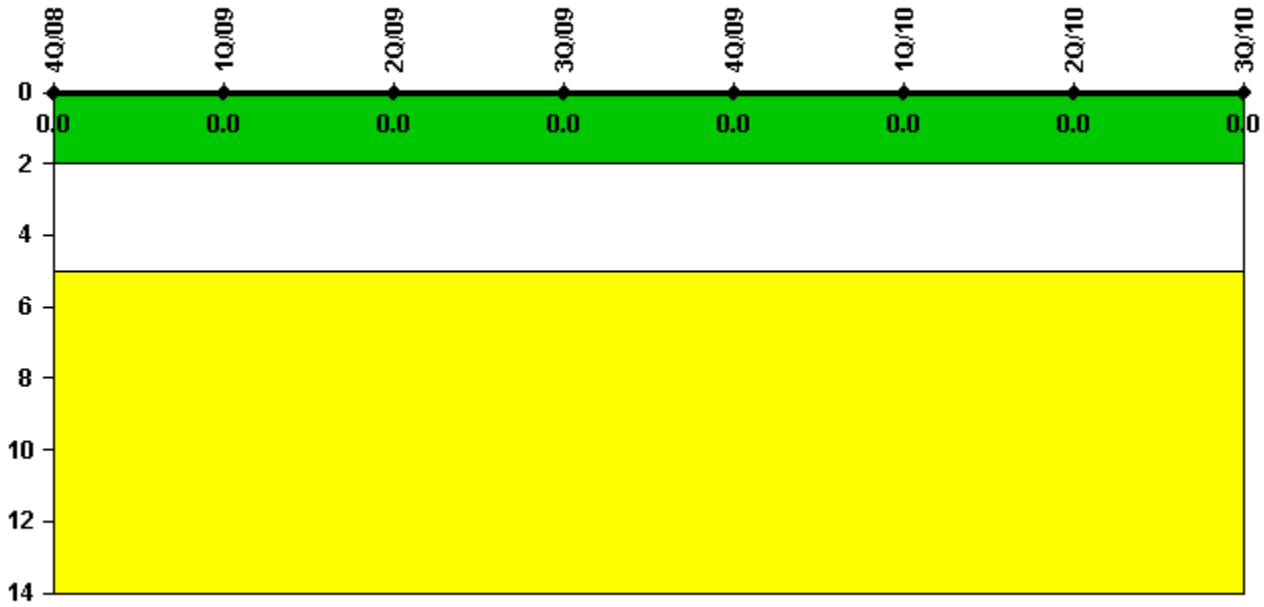
Thresholds: White < 94.0% Yellow < 90.0%

Notes

Alert & Notification System	4Q/08	1Q/09	2Q/09	3Q/09	4Q/09	1Q/10	2Q/10	3Q/10
Successful siren-tests	1355	1162	1257	1355	1259	1259	1260	1255
Total sirens-tests	1358	1164	1261	1358	1261	1261	1261	1261
Indicator value	99.7%	99.7%	99.8%	99.8%	99.8%	99.8%	99.8%	99.8%

Licensee Comments: none

Occupational Exposure Control Effectiveness



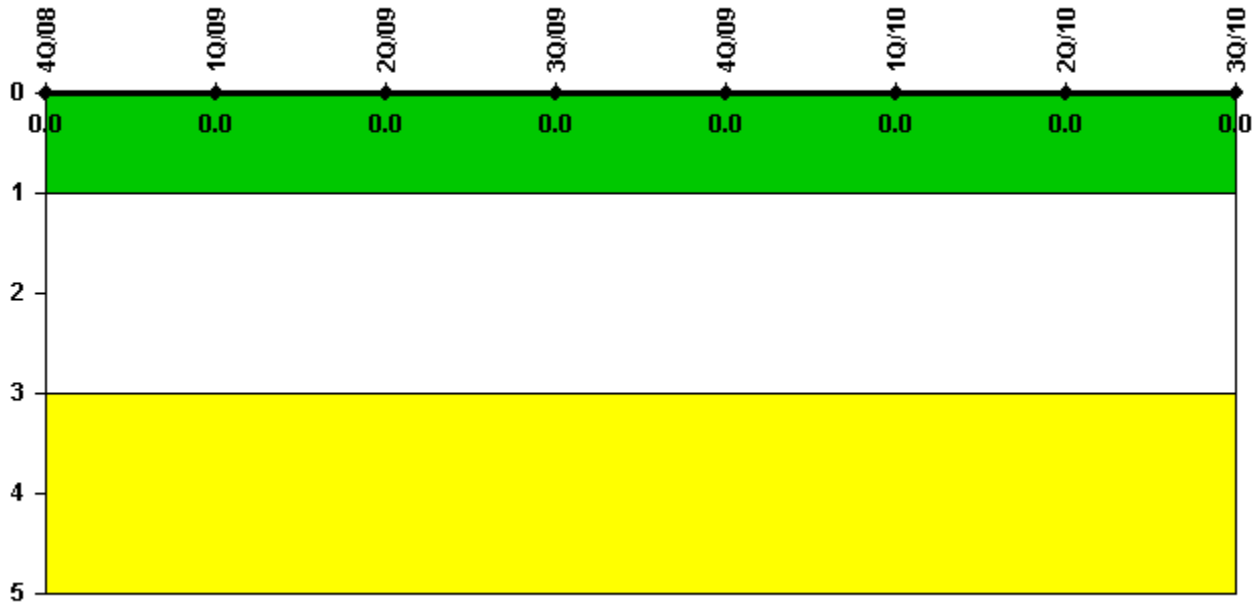
Thresholds: White > 2.0 Yellow > 5.0

Notes

Occupational Exposure Control Effectiveness	4Q/08	1Q/09	2Q/09	3Q/09	4Q/09	1Q/10	2Q/10	3Q/10
High radiation area occurrences	0	0	0	0	0	0	0	0
Very high radiation area occurrences	0	0	0	0	0	0	0	0
Unintended exposure occurrences	0	0	0	0	0	0	0	0
Indicator value	0	0	0	0	0	0	0	0

Licensee Comments: none

RETS/ODCM Radiological Effluent



Thresholds: White > 1.0 Yellow > 3.0

Notes

RETS/ODCM Radiological Effluent	4Q/08	1Q/09	2Q/09	3Q/09	4Q/09	1Q/10	2Q/10	3Q/10
RETS/ODCM occurrences	0	0	0	0	0	0	0	0
Indicator value	0	0	0	0	0	0	0	0

Licensee Comments: none

[Security](#) information not publicly available.