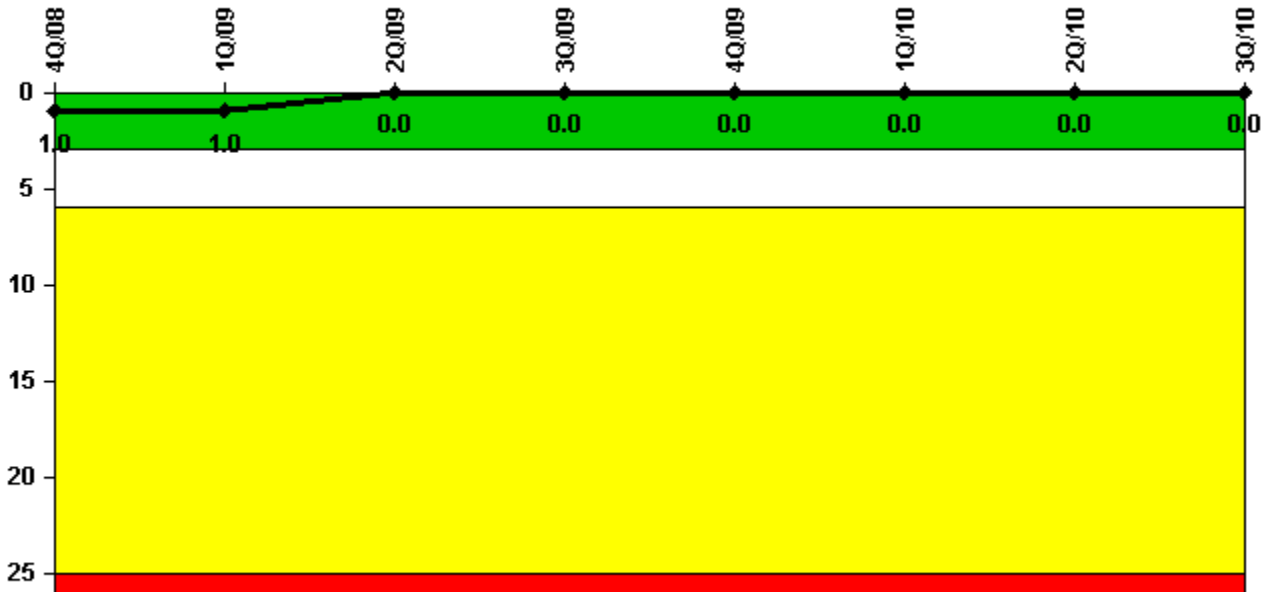


# Palo Verde 2

## 3Q/2010 Performance Indicators

Licensee's General Comments: none

### Unplanned Scrams per 7000 Critical Hrs



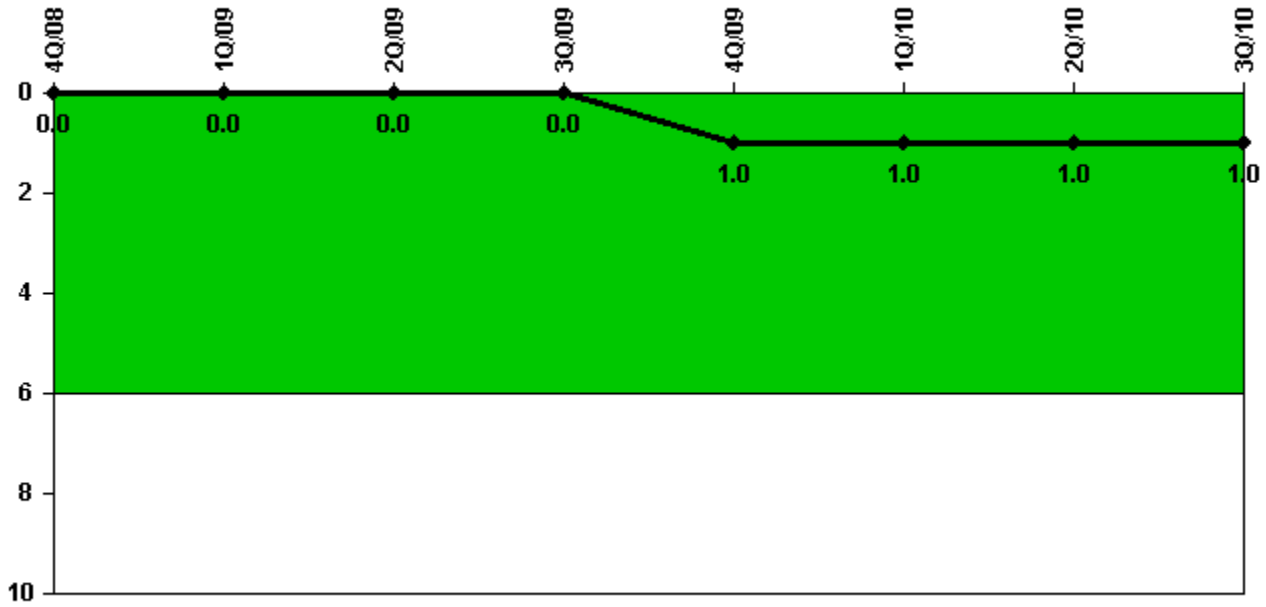
Thresholds: White > 3.0 Yellow > 6.0 Red > 25.0

### Notes

Unplanned Scrams per 7000 Critical Hrs	4Q/08	1Q/09	2Q/09	3Q/09	4Q/09	1Q/10	2Q/10	3Q/10
Unplanned scrams	0	0	0	0	0	0	0	0
Critical hours	1673.3	2160.0	2184.0	2208.0	787.4	2160.0	2184.0	2208.0
Indicator value	1.0	1.0	0	0	0	0	0	0

Licensee Comments: none

## Unplanned Power Changes per 7000 Critical Hrs



Thresholds: White > 6.0

### Notes

Unplanned Power Changes per 7000 Critical Hrs	4Q/08	1Q/09	2Q/09	3Q/09	4Q/09	1Q/10	2Q/10	3Q/10
Unplanned power changes	0	0	0	0	1.0	0	0	0
Critical hours	1673.3	2160.0	2184.0	2208.0	787.4	2160.0	2184.0	2208.0
Indicator value	0	0	0	0	1.0	1.0	1.0	1.0

Licensee Comments: none

# Unplanned Scrams with Complications



Thresholds: White > 1.0

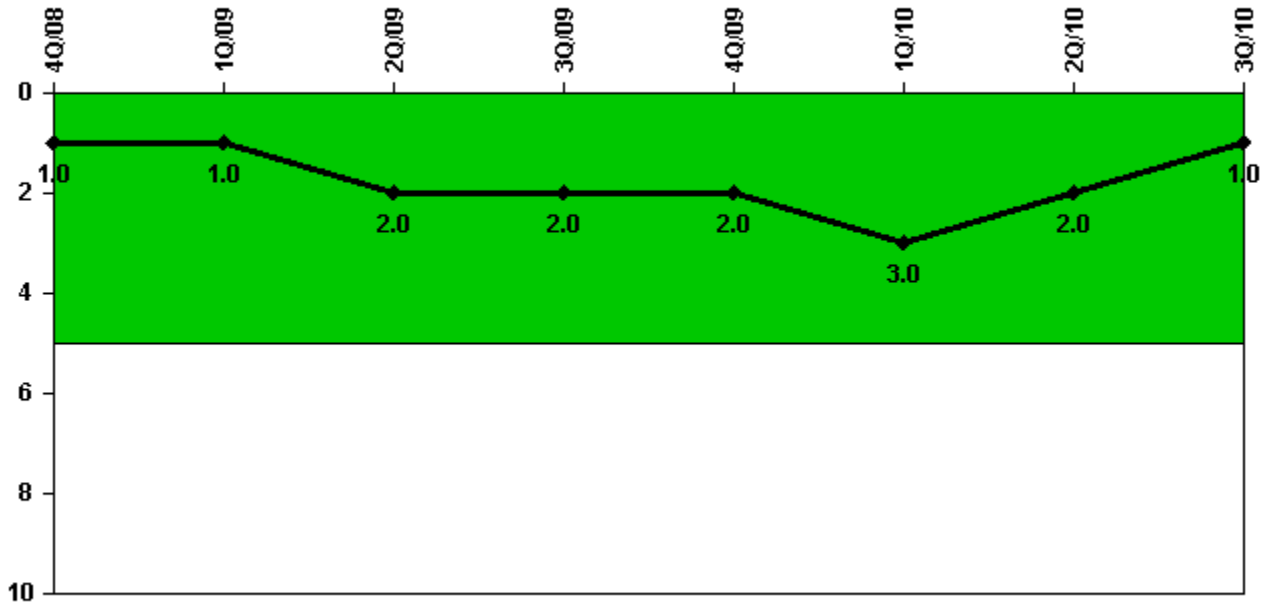
## Notes

Unplanned Scrams with Complications	4Q/08	1Q/09	2Q/09	3Q/09	4Q/09	1Q/10	2Q/10	3Q/10
Scrams with complications	0	0	0	0	0	0	0	0
Indicator value	0.0	0.0	0.0	0.0	0.0	0.0	0.0	0.0

Licensee Comments: none

---

## Safety System Functional Failures (PWR)



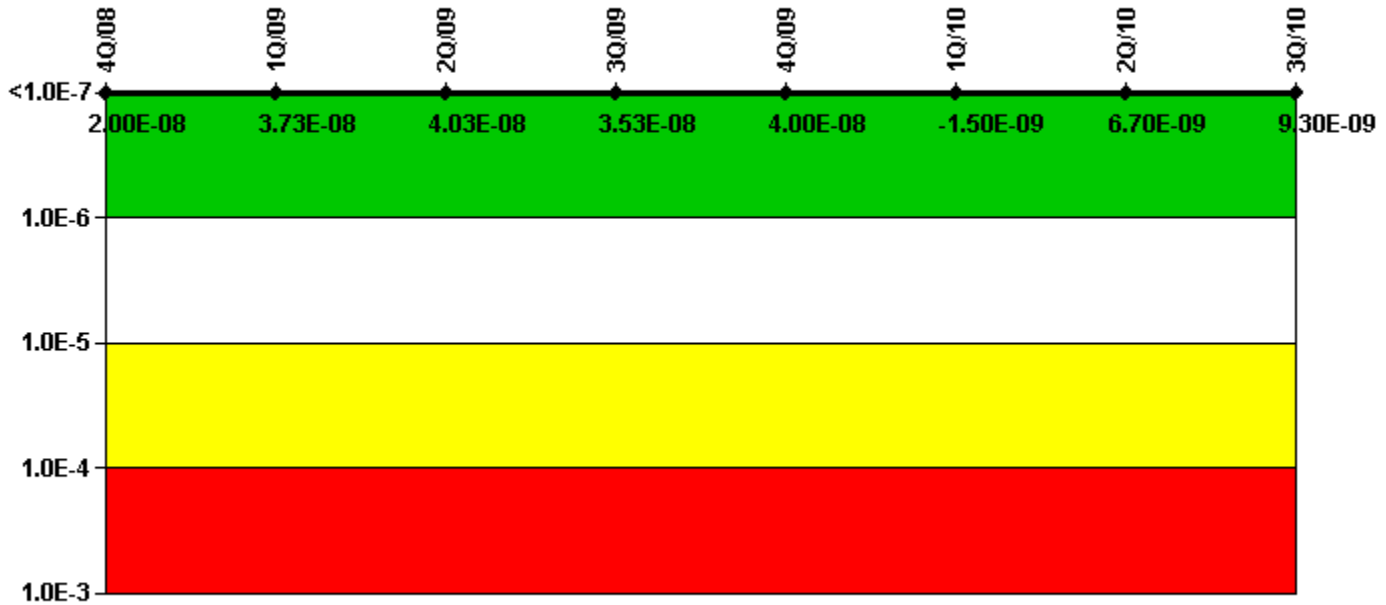
Thresholds: White > 5.0

### Notes

Safety System Functional Failures (PWR)	4Q/08	1Q/09	2Q/09	3Q/09	4Q/09	1Q/10	2Q/10	3Q/10
Safety System Functional Failures	0	0	1	1	0	1	0	0
Indicator value	1	1	2	2	2	3	2	1

Licensee Comments: none

# Mitigating Systems Performance Index, Emergency AC Power System




Thresholds: White > 1.00E-6 Yellow > 1.00E-5 Red > 1.00E-4

## Notes

Mitigating Systems Performance Index, Emergency AC Power System	4Q/08	1Q/09	2Q/09	3Q/09	4Q/09	1Q/10	2Q/10	3Q/10
UAI ( $\Delta$ CDF)	1.60E-07	4.60E-08	4.90E-08	4.40E-08	5.40E-08	1.82E-08	1.60E-08	2.03E-08
URI ( $\Delta$ CDF)	-1.40E-07	-8.70E-09	-8.70E-09	-8.70E-09	-1.40E-08	-1.97E-08	-9.34E-09	-1.10E-08
PLE	NO	NO	NO	NO	NO	NO	NO	NO
Indicator value	2.00E-08	3.73E-08	4.03E-08	3.53E-08	4.00E-08	-1.50E-09	6.70E-09	9.30E-09

Licensee Comments: none

# Mitigating Systems Performance Index, High Pressure Injection System




Thresholds: White > 1.00E-6 Yellow > 1.00E-5 Red > 1.00E-4

## Notes

Mitigating Systems Performance Index, High Pressure Injection System	4Q/08	1Q/09	2Q/09	3Q/09	4Q/09	1Q/10	2Q/10	3Q/10
UAI ( $\Delta$ CDF)	2.60E-09	1.20E-09	1.20E-09	1.20E-09	1.30E-09	2.80E-09	2.19E-09	1.72E-09
URI ( $\Delta$ CDF)	-1.50E-08	-2.30E-08	-2.20E-08	-2.20E-08	-2.20E-08	-1.40E-08	-1.34E-08	-1.32E-08
PLE	NO	NO	NO	NO	NO	NO	NO	NO
Indicator value	-1.24E-08	-2.18E-08	-2.08E-08	-2.08E-08	-2.07E-08	-1.10E-08	-1.10E-08	-1.10E-08

Licensee Comments: none

# Mitigating Systems Performance Index, Heat Removal System




Thresholds: White > 1.00E-6 Yellow > 1.00E-5 Red > 1.00E-4

## Notes

Mitigating Systems Performance Index, Heat Removal System	4Q/08	1Q/09	2Q/09	3Q/09	4Q/09	1Q/10	2Q/10	3Q/10
UAI ( $\Delta$ CDF)	-4.70E-08	-8.90E-09	-6.20E-08	-6.00E-08	-6.00E-08	-1.08E-07	-4.30E-08	-4.30E-08
URI ( $\Delta$ CDF)	-2.20E-07	-9.70E-08	-9.70E-08	-9.70E-08	-1.00E-07	-1.42E-07	-5.81E-08	-5.98E-08
PLE	NO	NO	NO	NO	NO	NO	NO	NO
Indicator value	-2.67E-07	-1.06E-07	-1.59E-07	-1.57E-07	-1.60E-07	-2.50E-07	-1.00E-07	-1.00E-07

Licensee Comments: none

# Mitigating Systems Performance Index, Residual Heat Removal System



Thresholds: White > 1.00E-6 Yellow > 1.00E-5 Red > 1.00E-4

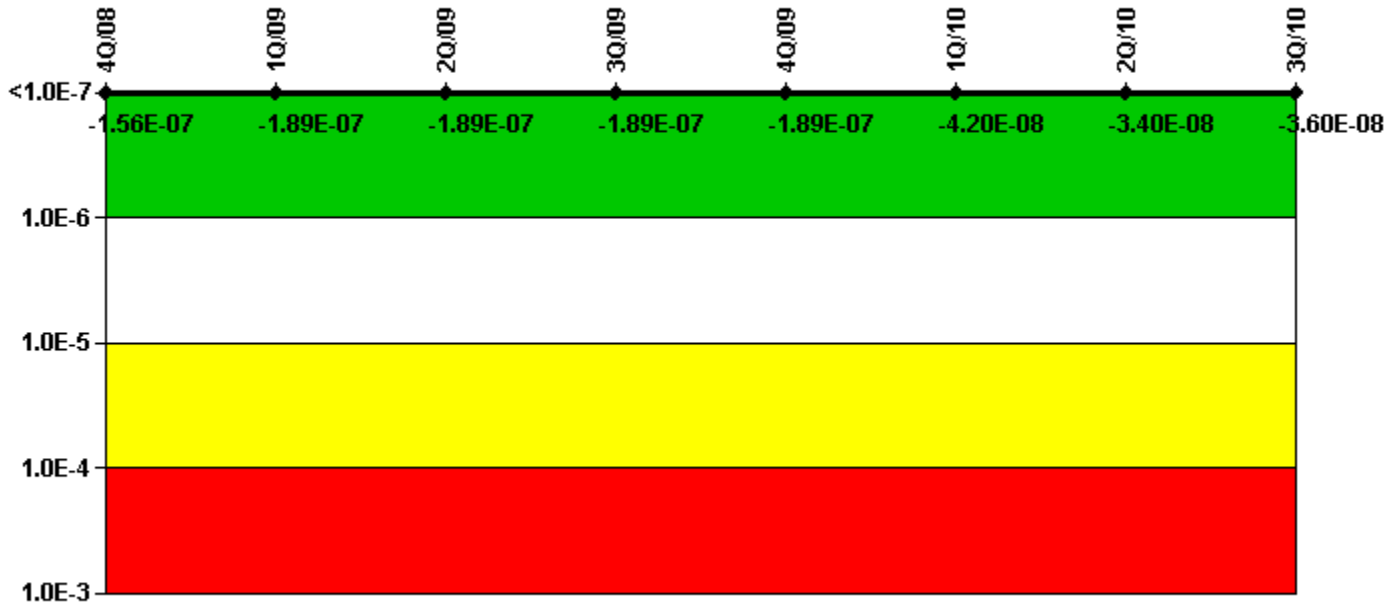
## Notes

Mitigating Systems Performance Index, Residual Heat Removal System	4Q/08	1Q/09	2Q/09	3Q/09	4Q/09	1Q/10	2Q/10	3Q/10
UAI ( $\Delta$ CDF)	-9.36E-10	8.18E-10	5.08E-10	-7.31E-10	-6.52E-10	-5.35E-10	-5.76E-10	-6.87E-10
URI ( $\Delta$ CDF)	-8.96E-09	-2.31E-08	-2.28E-08	-2.25E-08	-2.23E-08	-7.14E-09	-6.90E-09	-6.78E-09
PLE	NO	NO	NO	NO	NO	NO	NO	NO
Indicator value	-9.90E-09	-2.20E-08	-2.20E-08	-2.30E-08	-2.30E-08	-7.70E-09	-7.50E-09	-7.50E-09

Licensee Comments: none



# Mitigating Systems Performance Index, Cooling Water Systems



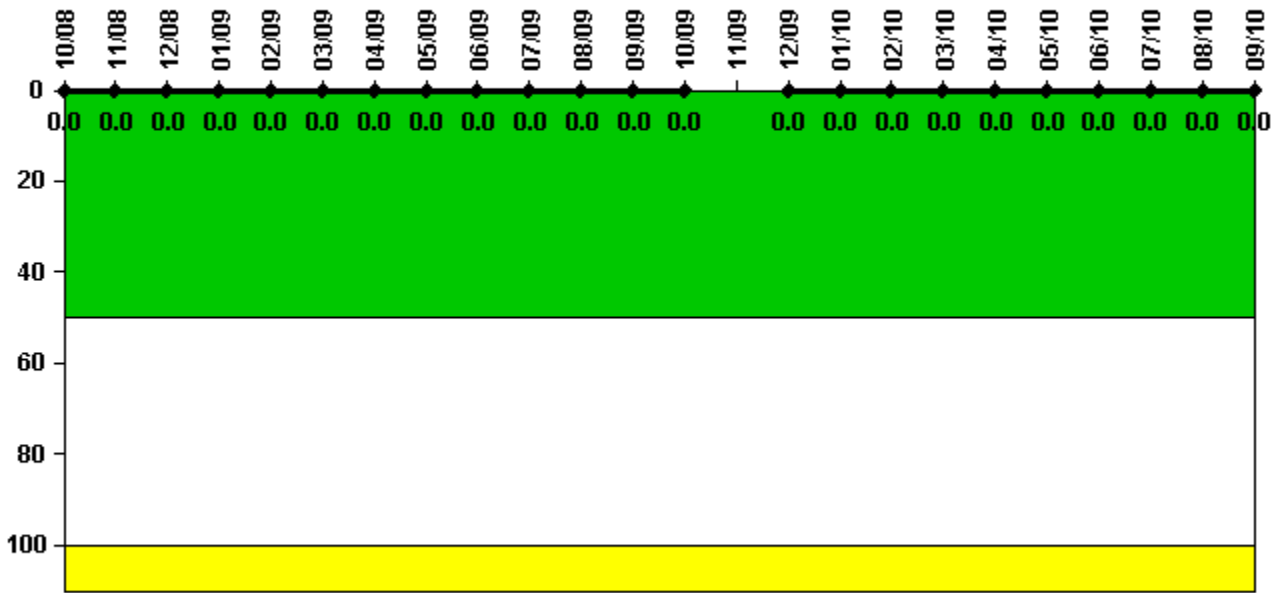
Thresholds: White > 1.00E-6 Yellow > 1.00E-5 Red > 1.00E-4

## Notes

Mitigating Systems Performance Index, Cooling Water Systems	4Q/08	1Q/09	2Q/09	3Q/09	4Q/09	1Q/10	2Q/10	3Q/10
UAI ( $\Delta$ CDF)	4.30E-09	1.30E-09	1.30E-09	1.30E-09	1.30E-09	7.54E-09	6.91E-09	4.90E-09
URI ( $\Delta$ CDF)	-1.60E-07	-1.90E-07	-1.90E-07	-1.90E-07	-1.90E-07	-4.99E-08	-4.05E-08	-4.09E-08
PLE	NO	NO	NO	NO	NO	NO	NO	NO
Indicator value	-1.56E-07	-1.89E-07	-1.89E-07	-1.89E-07	-1.89E-07	-4.20E-08	-3.40E-08	-3.60E-08

Licensee Comments: none

# Reactor Coolant System Activity



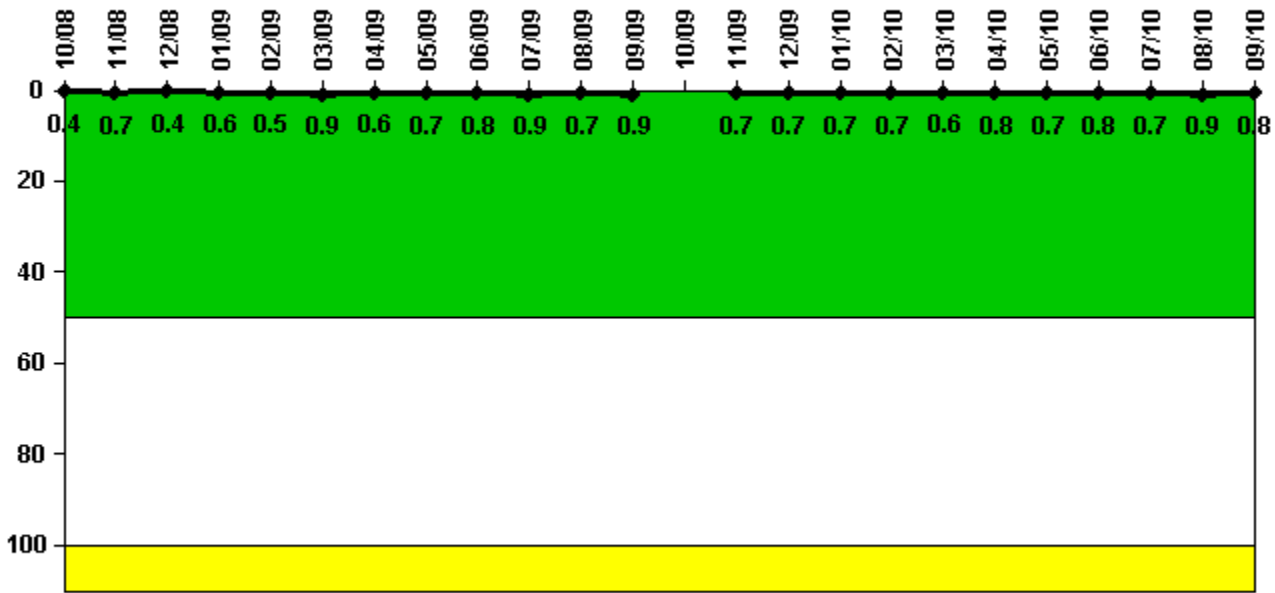
Thresholds: White > 50.0 Yellow > 100.0

## Notes

Reactor Coolant System Activity	10/08	11/08	12/08	1/09	2/09	3/09	4/09	5/09	6/09	7/09	8/09	9/09
Maximum activity	0.000248	0.000250	0.000253	0.000265	0.000267	0.000267	0.000274	0.000276	0.000285	0.000297	0.000295	0.000301
Technical specification limit	1.0	1.0	1.0	1.0	1.0	1.0	1.0	1.0	1.0	1.0	1.0	1.0
Indicator value	0	0	0	0	0	0	0	0	0	0	0	0
Reactor Coolant System Activity	10/09	11/09	12/09	1/10	2/10	3/10	4/10	5/10	6/10	7/10	8/10	9/10
Maximum activity	0.000292	N/A	0.000224	0.000226	0.000229	0.000237	0.000242	0.000250	0.000260	0.000253	0.000258	0.000269
Technical specification limit	1.0	1.0	1.0	1.0	1.0	1.0	1.0	1.0	1.0	1.0	1.0	1.0
Indicator value	0	N/A	0	0	0	0	0	0	0	0	0	0

Licensee Comments: none

## Reactor Coolant System Leakage



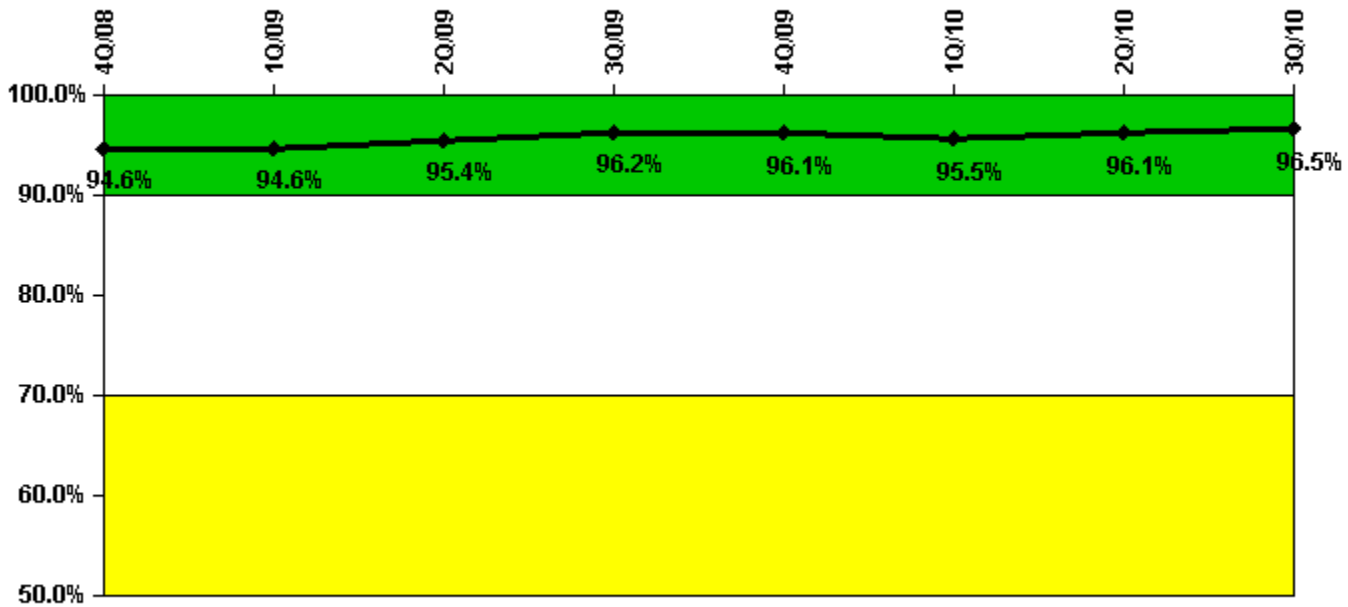
Thresholds: White > 50.0 Yellow > 100.0

### Notes

Reactor Coolant System Leakage	10/08	11/08	12/08	1/09	2/09	3/09	4/09	5/09	6/09	7/09	8/09	9/09
Maximum leakage	0.044	0.065	0.043	0.058	0.052	0.085	0.063	0.065	0.084	0.085	0.069	0.087
Technical specification limit	10.0	10.0	10.0	10.0	10.0	10.0	10.0	10.0	10.0	10.0	10.0	10.0
Indicator value	0.4	0.7	0.4	0.6	0.5	0.9	0.6	0.7	0.8	0.9	0.7	0.9
Reactor Coolant System Leakage	10/09	11/09	12/09	1/10	2/10	3/10	4/10	5/10	6/10	7/10	8/10	9/10
Maximum leakage	N/A	0.068	0.068	0.068	0.067	0.058	0.076	0.067	0.077	0.074	0.091	0.079
Technical specification limit	10.0	10.0	10.0	10.0	10.0	10.0	10.0	10.0	10.0	10.0	10.0	10.0
Indicator value	N/A	0.7	0.7	0.7	0.7	0.6	0.8	0.7	0.8	0.7	0.9	0.8

Licensee Comments: none

## Drill/Exercise Performance



Thresholds: White < 90.0% Yellow < 70.0%

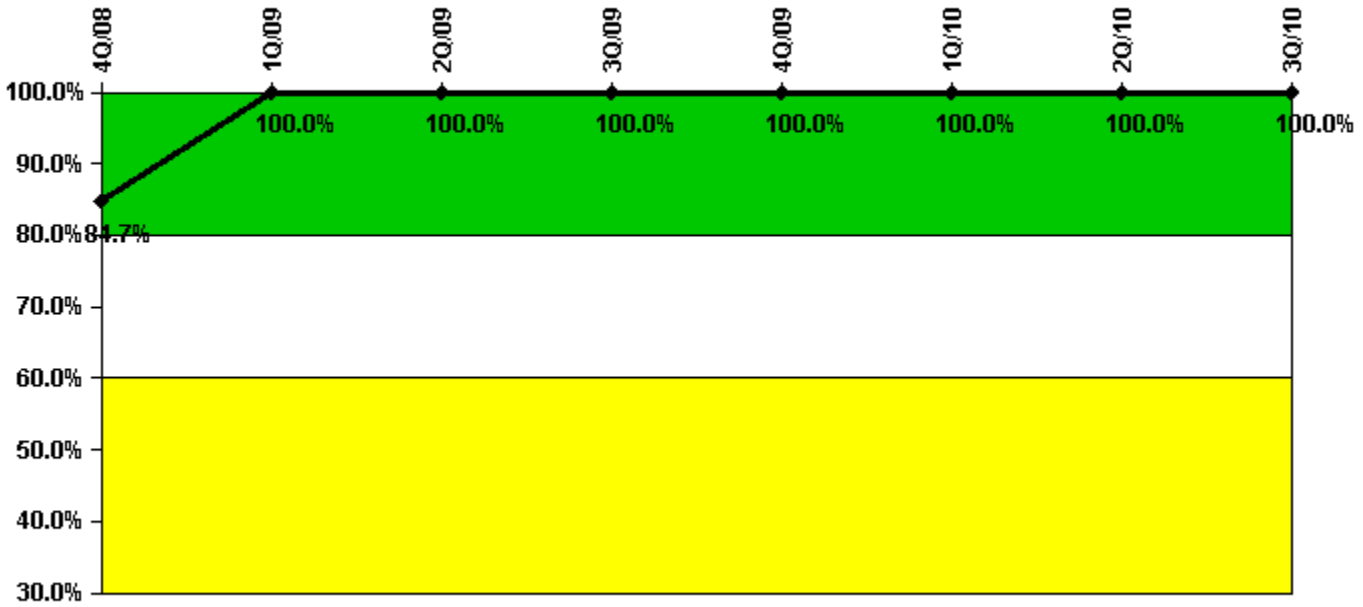
### Notes

Drill/Exercise Performance	4Q/08	1Q/09	2Q/09	3Q/09	4Q/09	1Q/10	2Q/10	3Q/10
Successful opportunities	35.0	75.0	109.0	49.0	13.0	86.0	81.0	126.0
Total opportunities	39.0	79.0	112.0	50.0	14.0	90.0	84.0	127.0
Indicator value	94.6%	94.6%	95.4%	96.2%	96.1%	95.5%	96.1%	96.5%

Licensee Comments:

1Q/10: The March 22, 2010 actual Notification of an Unusual Event, originally thought to be a correct classification was finally determined to be incorrect. No color change resulted.

# ERO Drill Participation



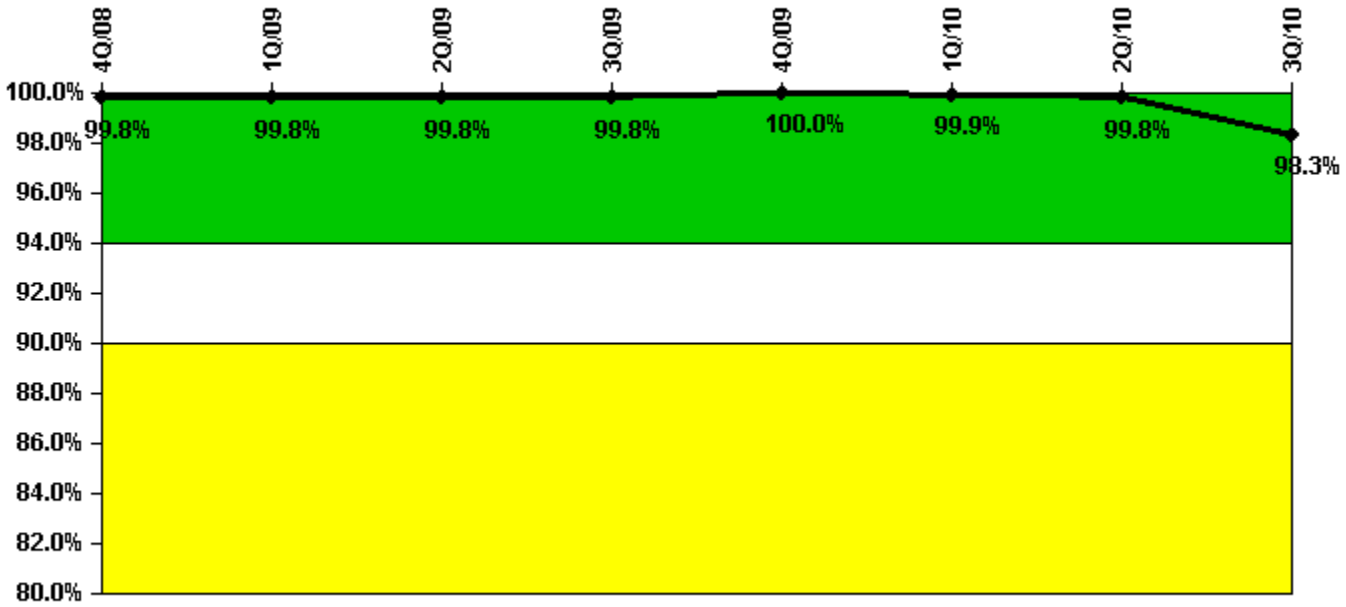
Thresholds: White < 80.0% Yellow < 60.0%

## Notes

ERO Drill Participation	4Q/08	1Q/09	2Q/09	3Q/09	4Q/09	1Q/10	2Q/10	3Q/10
Participating Key personnel	72.0	78.0	87.0	95.0	92.0	97.0	102.0	97.0
Total Key personnel	85.0	78.0	87.0	95.0	92.0	97.0	102.0	97.0
Indicator value	84.7%	100.0%	100.0%	100.0%	100.0%	100.0%	100.0%	100.0%

Licensee Comments: none

# Alert & Notification System



Thresholds: White < 94.0% Yellow < 90.0%

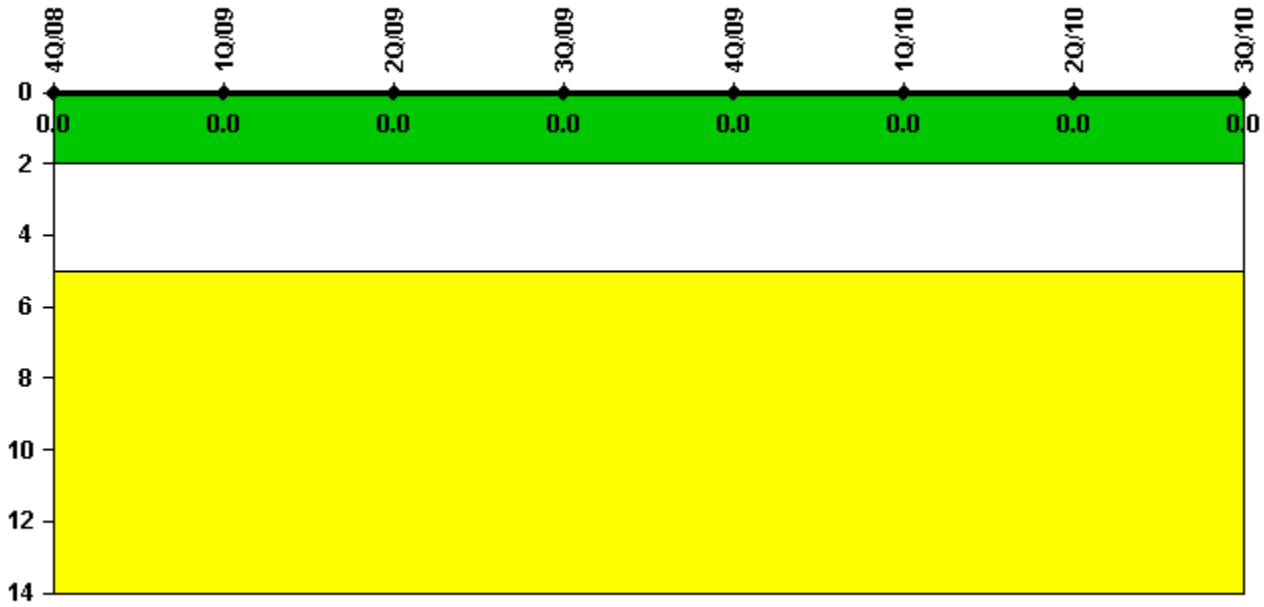
## Notes

Alert & Notification System	4Q/08	1Q/09	2Q/09	3Q/09	4Q/09	1Q/10	2Q/10	3Q/10
Successful siren-tests	331	296	296	296	333	959	909	864
Total sirens-tests	333	296	296	296	333	960	912	912
Indicator value	99.8%	99.8%	99.8%	99.8%	100.0%	99.9%	99.8%	98.3%

Licensee Comments:

3Q/10: The regularly scheduled test of the sirens for September 9, 2010, from the Arizona Department of Public Safety was not conducted.

# Occupational Exposure Control Effectiveness



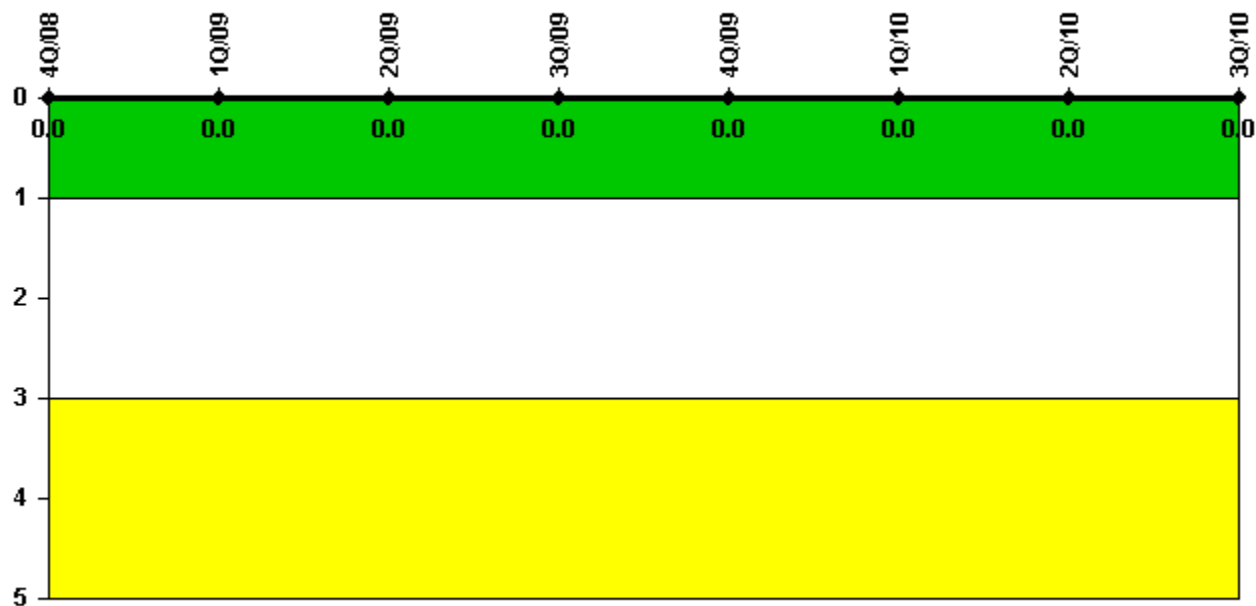
Thresholds: White > 2.0 Yellow > 5.0

## Notes

Occupational Exposure Control Effectiveness	4Q/08	1Q/09	2Q/09	3Q/09	4Q/09	1Q/10	2Q/10	3Q/10
High radiation area occurrences	0	0	0	0	0	0	0	0
Very high radiation area occurrences	0	0	0	0	0	0	0	0
Unintended exposure occurrences	0	0	0	0	0	0	0	0
<b>Indicator value</b>	<b>0</b>	<b>0</b>	<b>0</b>	<b>0</b>	<b>0</b>	<b>0</b>	<b>0</b>	<b>0</b>

Licensee Comments: none

# RETS/ODCM Radiological Effluent



Thresholds: White > 1.0 Yellow > 3.0

## Notes

RETS/ODCM Radiological Effluent	4Q/08	1Q/09	2Q/09	3Q/09	4Q/09	1Q/10	2Q/10	3Q/10
RETS/ODCM occurrences	0	0	0	0	0	0	0	0
Indicator value	0	0	0	0	0	0	0	0

Licensee Comments: none

[Security](#) information not publicly available.