

Ocnee 2

3Q/2010 Performance Indicators

Licensee's General Comments: none

Unplanned Scrams per 7000 Critical Hrs



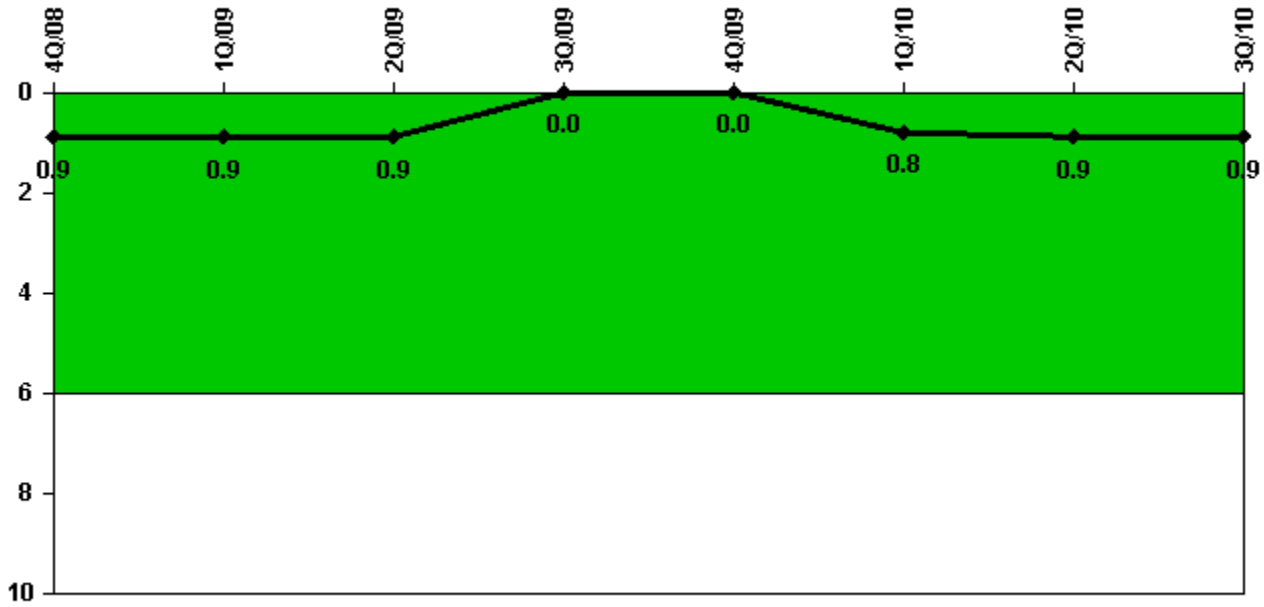
Thresholds: White > 3.0 Yellow > 6.0 Red > 25.0

Notes

Unplanned Scrams per 7000 Critical Hrs	4Q/08	1Q/09	2Q/09	3Q/09	4Q/09	1Q/10	2Q/10	3Q/10
Unplanned scrams	0	0	0	0	0	0	0	0
Critical hours	1075.8	2159.0	2184.0	2208.0	2209.0	2159.0	1287.6	2208.0
Indicator value	0.9	0	0	0	0	0	0	0

Licensee Comments: none

Unplanned Power Changes per 7000 Critical Hrs



Thresholds: White > 6.0

Notes

Unplanned Power Changes per 7000 Critical Hrs	4Q/08	1Q/09	2Q/09	3Q/09	4Q/09	1Q/10	2Q/10	3Q/10
Unplanned power changes	0	0	0	0	0	1.0	0	0
Critical hours	1075.8	2159.0	2184.0	2208.0	2209.0	2159.0	1287.6	2208.0
Indicator value	0.9	0.9	0.9	0	0	0.8	0.9	0.9

Licensee Comments: none

Unplanned Scrams with Complications



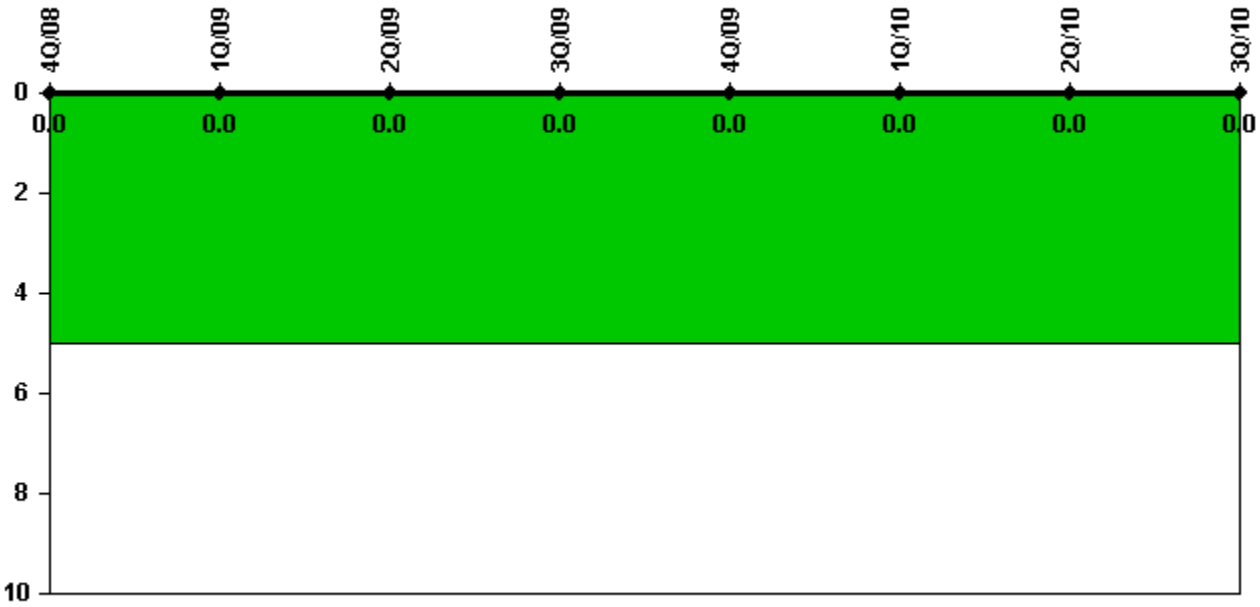
Thresholds: White > 1.0

Notes

Unplanned Scrams with Complications	4Q/08	1Q/09	2Q/09	3Q/09	4Q/09	1Q/10	2Q/10	3Q/10
Scrams with complications	0	0	0	0	0	0	0	0
Indicator value	0.0	0.0	0.0	0.0	0.0	0.0	0.0	0.0

Licensee Comments: none

Safety System Functional Failures (PWR)



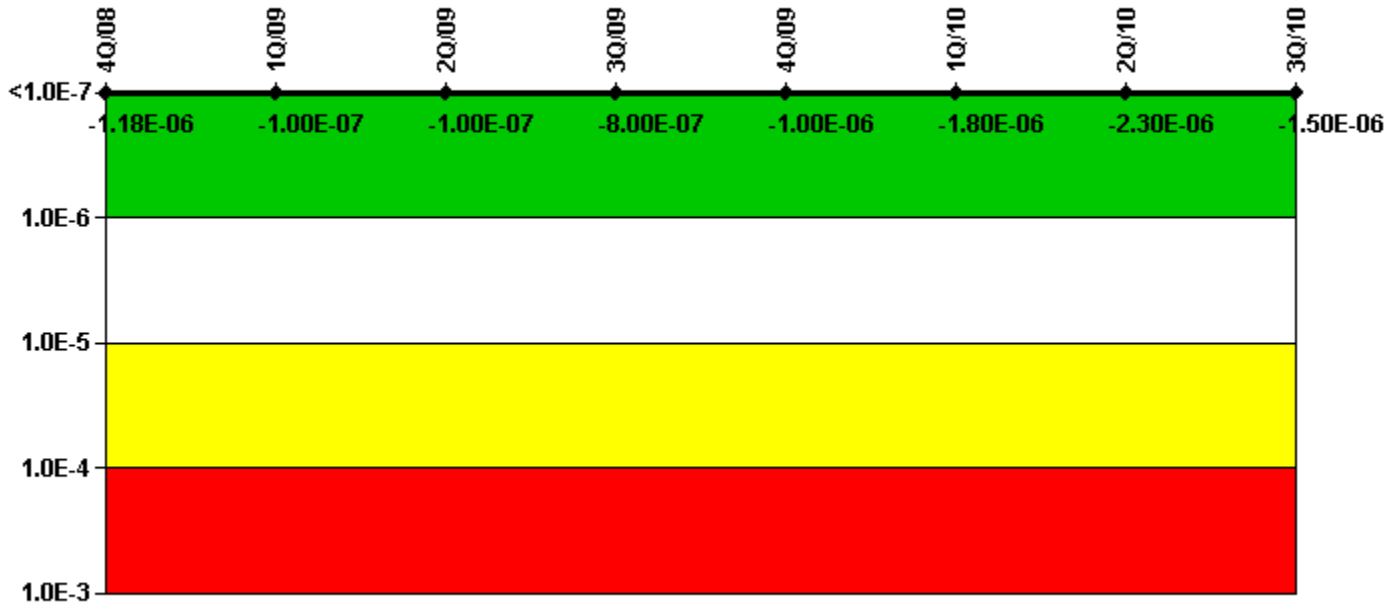
Thresholds: White > 5.0

Notes

Safety System Functional Failures (PWR)	4Q/08	1Q/09	2Q/09	3Q/09	4Q/09	1Q/10	2Q/10	3Q/10
Safety System Functional Failures	0	0	0	0	0	0	0	0
Indicator value	0	0	0	0	0	0	0	0

Licensee Comments: none

Mitigating Systems Performance Index, Emergency AC Power System



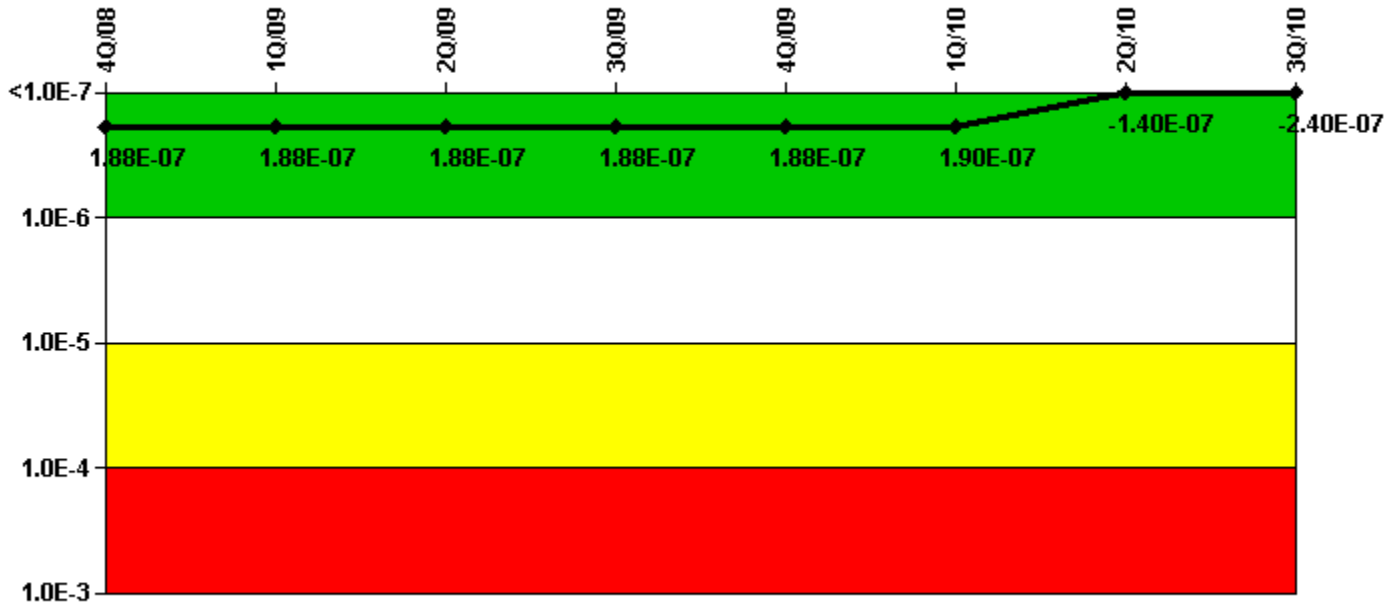
Thresholds: White > 1.00E-6 Yellow > 1.00E-5 Red > 1.00E-4

Notes

Mitigating Systems Performance Index, Emergency AC Power System	4Q/08	1Q/09	2Q/09	3Q/09	4Q/09	1Q/10	2Q/10	3Q/10
UAI (Δ CDF)	8.20E-07	1.70E-06	1.70E-06	1.20E-06	1.00E-06	2.27E-07	-2.47E-07	3.99E-07
URI (Δ CDF)	-2.00E-06	-1.80E-06	-1.80E-06	-2.00E-06	-2.00E-06	-2.03E-06	-2.03E-06	-1.85E-06
PLE	NO	NO	NO	NO	NO	NO	NO	NO
Indicator value	-1.18E-06	-1.00E-07	-1.00E-07	-8.00E-07	-1.00E-06	-1.80E-06	-2.30E-06	-1.50E-06

Licensee Comments: none

Mitigating Systems Performance Index, High Pressure Injection System



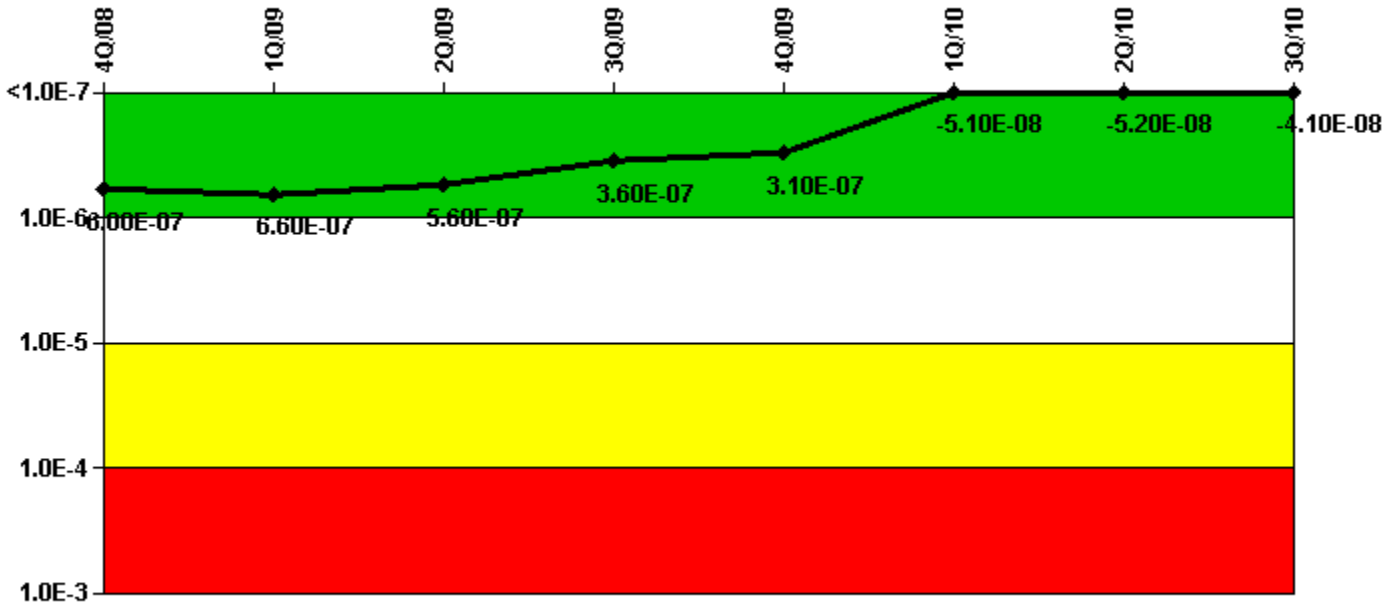
Thresholds: White > 1.00E-6 Yellow > 1.00E-5 Red > 1.00E-4

Notes

Mitigating Systems Performance Index, High Pressure Injection System	4Q/08	1Q/09	2Q/09	3Q/09	4Q/09	1Q/10	2Q/10	3Q/10
UAI (Δ CDF)	-6.20E-08	-6.20E-08	-6.20E-08	-6.20E-08	-6.20E-08	-6.19E-08	-6.19E-08	-6.19E-08
URI (Δ CDF)	2.50E-07	2.50E-07	2.50E-07	2.50E-07	2.50E-07	2.50E-07	-7.32E-08	-1.73E-07
PLE	NO	NO	NO	NO	NO	NO	NO	NO
Indicator value	1.88E-07	1.88E-07	1.88E-07	1.88E-07	1.88E-07	1.90E-07	-1.40E-07	-2.40E-07

Licensee Comments: none

Mitigating Systems Performance Index, Heat Removal System



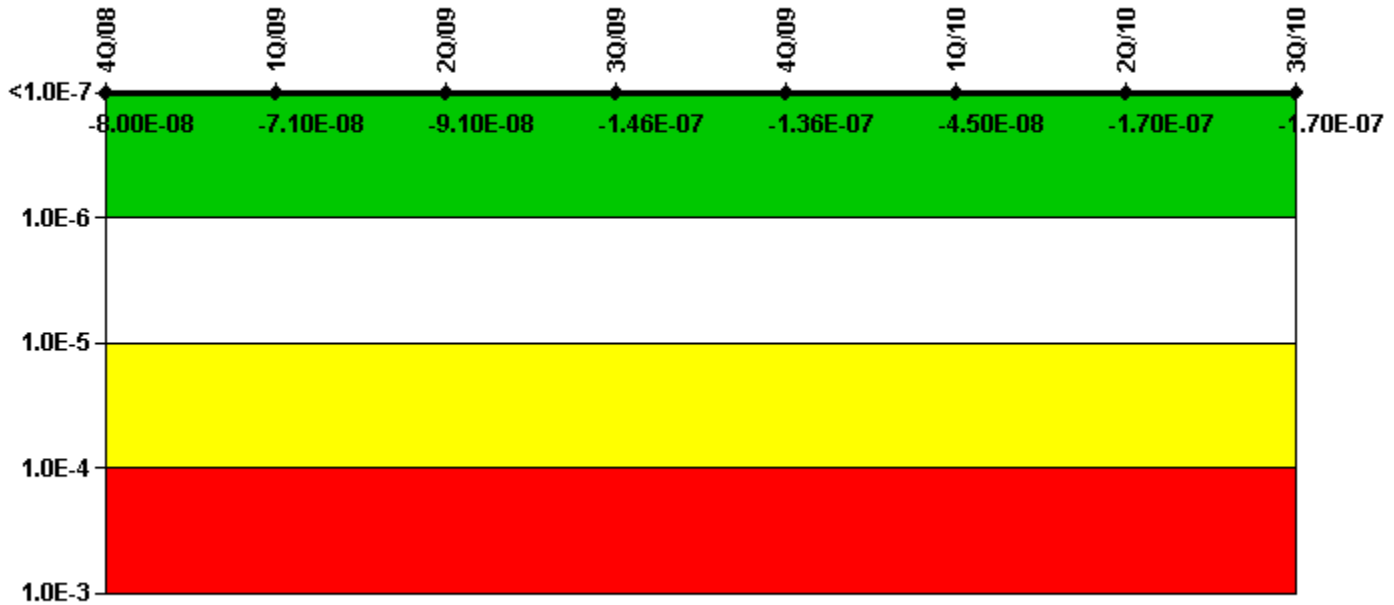
Thresholds: White > 1.00E-6 Yellow > 1.00E-5 Red > 1.00E-4

Notes

Mitigating Systems Performance Index, Heat Removal System	4Q/08	1Q/09	2Q/09	3Q/09	4Q/09	1Q/10	2Q/10	3Q/10
UAI (Δ CDF)	4.20E-07	4.80E-07	3.80E-07	2.60E-07	2.10E-07	1.51E-07	1.50E-07	1.62E-07
URI (Δ CDF)	1.80E-07	1.80E-07	1.80E-07	1.00E-07	1.00E-07	-2.02E-07	-2.02E-07	-2.02E-07
PLE	NO	NO	NO	NO	NO	NO	NO	NO
Indicator value	6.00E-07	6.60E-07	5.60E-07	3.60E-07	3.10E-07	-5.10E-08	-5.20E-08	-4.10E-08

Licensee Comments: none

Mitigating Systems Performance Index, Residual Heat Removal System



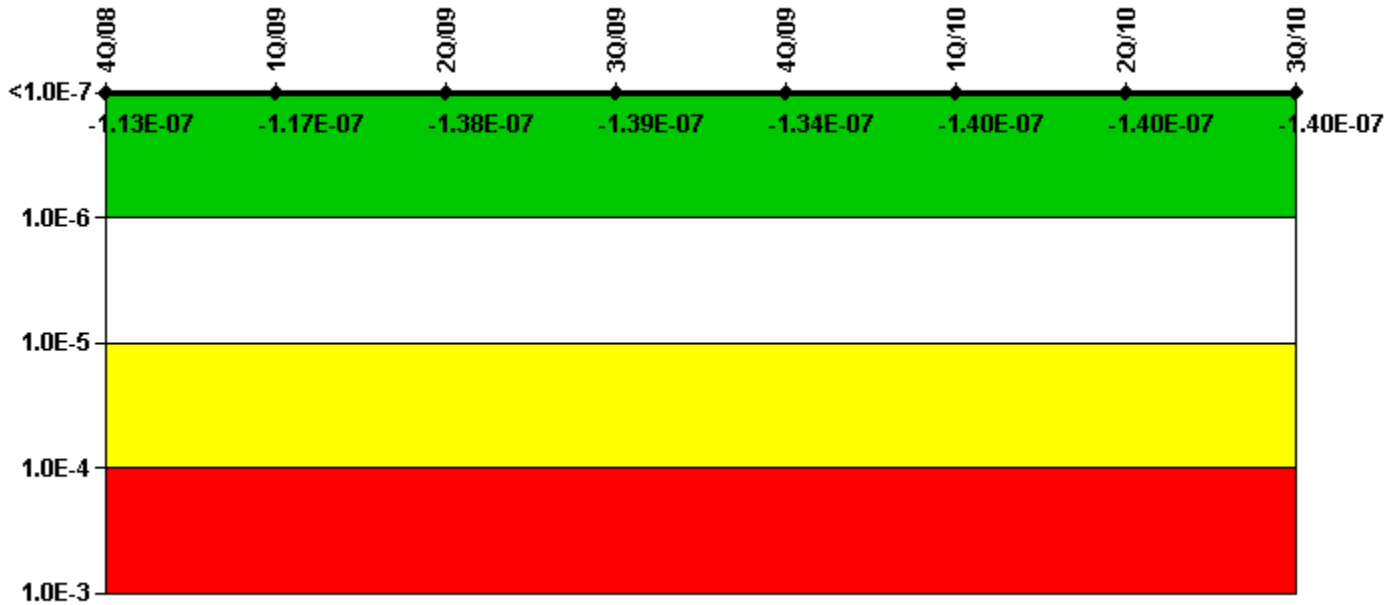
Thresholds: White > 1.00E-6 Yellow > 1.00E-5 Red > 1.00E-4

Notes

Mitigating Systems Performance Index, Residual Heat Removal System	4Q/08	1Q/09	2Q/09	3Q/09	4Q/09	1Q/10	2Q/10	3Q/10
UAI (Δ CDF)	5.00E-08	5.90E-08	3.90E-08	-1.60E-08	-6.40E-09	7.99E-08	-4.45E-08	-4.45E-08
URI (Δ CDF)	-1.30E-07	-1.30E-07	-1.30E-07	-1.30E-07	-1.30E-07	-1.25E-07	-1.25E-07	-1.25E-07
PLE	NO	NO	NO	NO	NO	NO	NO	NO
Indicator value	-8.00E-08	-7.10E-08	-9.10E-08	-1.46E-07	-1.36E-07	-4.50E-08	-1.70E-07	-1.70E-07

Licensee Comments: none

Mitigating Systems Performance Index, Cooling Water Systems



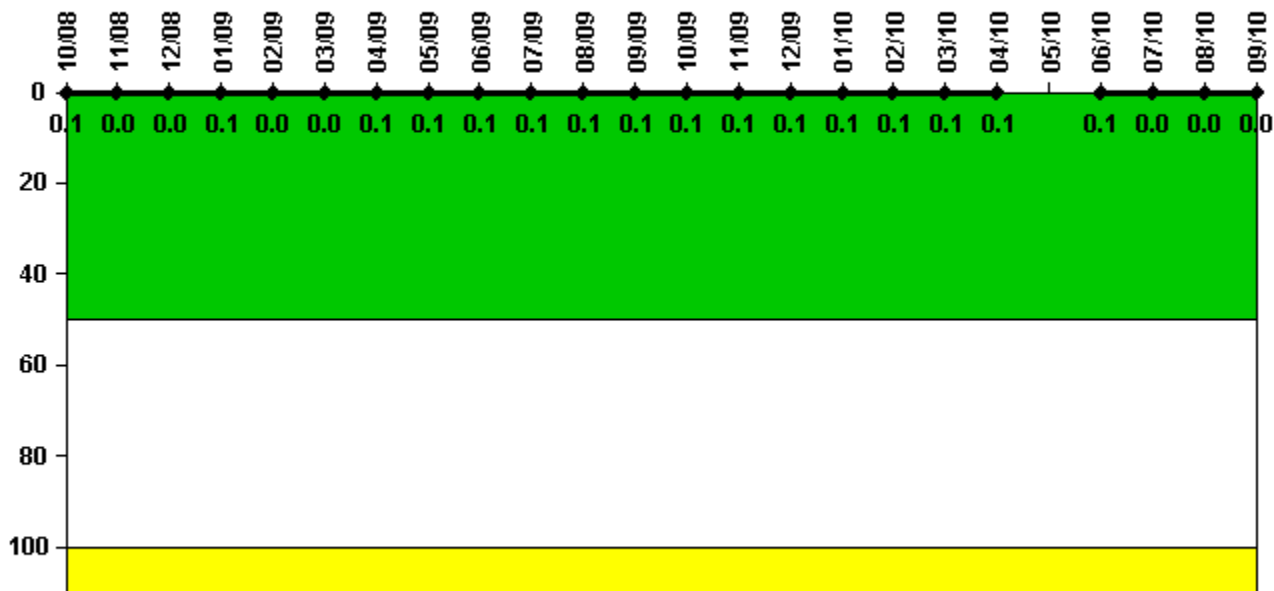
Thresholds: White > 1.00E-6 Yellow > 1.00E-5 Red > 1.00E-4

Notes

Mitigating Systems Performance Index, Cooling Water Systems	4Q/08	1Q/09	2Q/09	3Q/09	4Q/09	1Q/10	2Q/10	3Q/10
UAI (Δ CDF)	-7.10E-08	-7.50E-08	-9.60E-08	-9.70E-08	-9.20E-08	-9.71E-08	-9.46E-08	-9.71E-08
URI (Δ CDF)	-4.20E-08	-4.20E-08	-4.20E-08	-4.20E-08	-4.20E-08	-4.20E-08	-4.20E-08	-4.20E-08
PLE	NO	NO	NO	NO	NO	NO	NO	NO
Indicator value	-1.13E-07	-1.17E-07	-1.38E-07	-1.39E-07	-1.34E-07	-1.40E-07	-1.40E-07	-1.40E-07

Licensee Comments: none

Reactor Coolant System Activity



Thresholds: White > 50.0 Yellow > 100.0

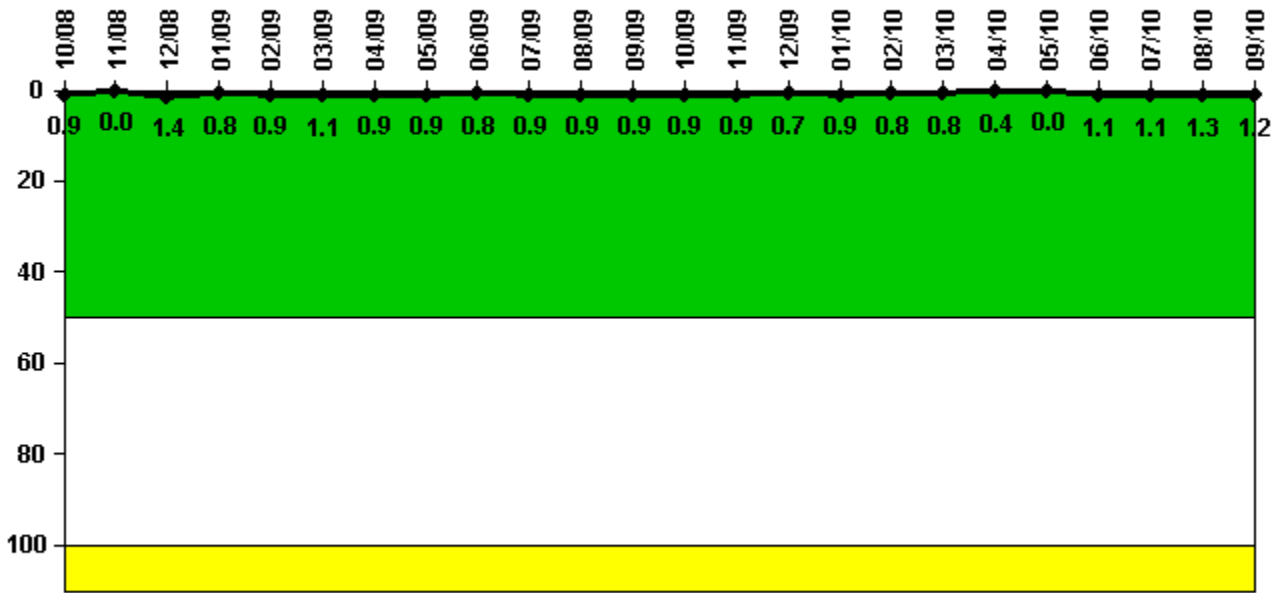
Notes

Reactor Coolant System Activity	10/08	11/08	12/08	1/09	2/09	3/09	4/09	5/09	6/09	7/09	8/09	9/09
Maximum activity	0.001285	0	0.000371	0.000662	0.000460	0.000459	0.000518	0.000600	0.000636	0.000610	0.000913	0.000641
Technical specification limit	1.0	1.0	1.0	1.0	1.0	1.0	1.0	1.0	1.0	1.0	1.0	1.0
Indicator value	0.1	0	0	0.1	0	0	0.1	0.1	0.1	0.1	0.1	0.1

Reactor Coolant System Activity	10/09	11/09	12/09	1/10	2/10	3/10	4/10	5/10	6/10	7/10	8/10	9/10
Maximum activity	0.000710	0.000765	0.000823	0.000795	0.000862	0.000933	0.000958	N/A	0.001006	0.000346	0.000381	0.000376
Technical specification limit	1.0	1.0	1.0	1.0	1.0	1.0	1.0	1.0	1.0	1.0	1.0	1.0
Indicator value	0.1	0.1	0.1	0.1	0.1	0.1	0.1	N/A	0.1	0	0	0

Licensee Comments: none

Reactor Coolant System Leakage



Thresholds: White > 50.0 Yellow > 100.0

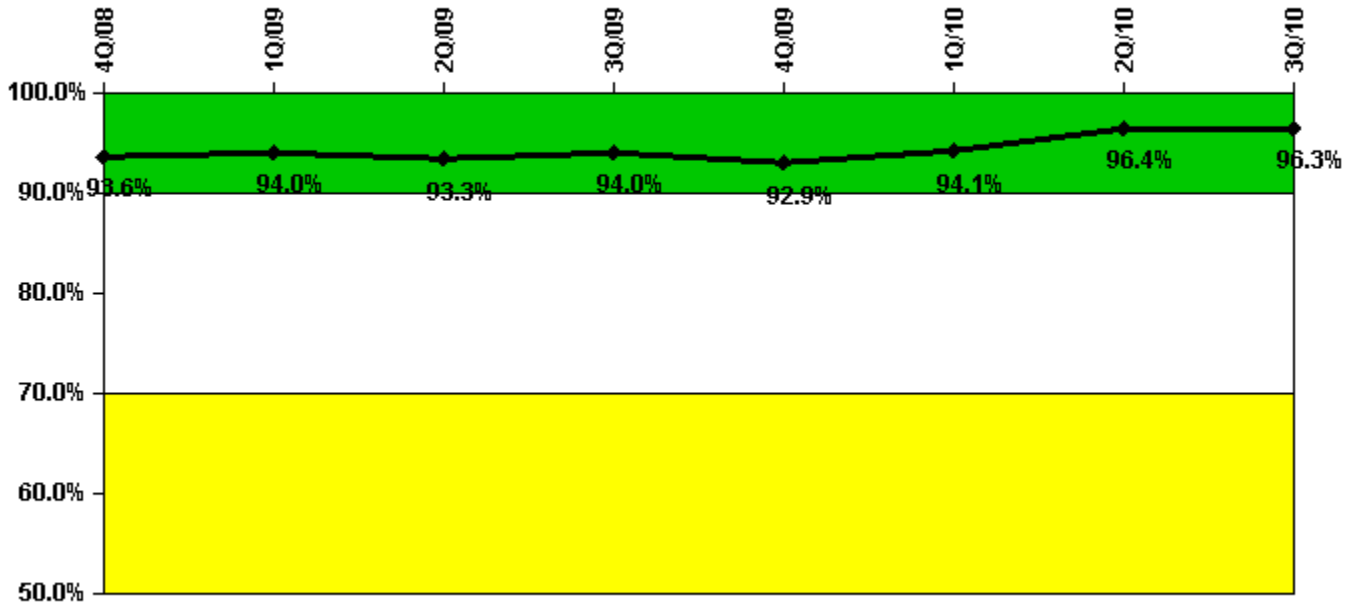
Notes

Reactor Coolant System Leakage	10/08	11/08	12/08	1/09	2/09	3/09	4/09	5/09	6/09	7/09	8/09	9/09
Maximum leakage	0.086	0	0.138	0.077	0.091	0.112	0.086	0.090	0.083	0.085	0.091	0.091
Technical specification limit	10.0	10.0	10.0	10.0	10.0	10.0	10.0	10.0	10.0	10.0	10.0	10.0
Indicator value	0.9	0	1.4	0.8	0.9	1.1	0.9	0.9	0.8	0.9	0.9	0.9

Reactor Coolant System Leakage	10/09	11/09	12/09	1/10	2/10	3/10	4/10	5/10	6/10	7/10	8/10	9/10
Maximum leakage	0.088	0.089	0.065	0.087	0.079	0.081	0.039	0	0.112	0.114	0.128	0.115
Technical specification limit	10.0	10.0	10.0	10.0	10.0	10.0	10.0	10.0	10.0	10.0	10.0	10.0
Indicator value	0.9	0.9	0.7	0.9	0.8	0.8	0.4	0	1.1	1.1	1.3	1.2

Licensee Comments: none

Drill/Exercise Performance



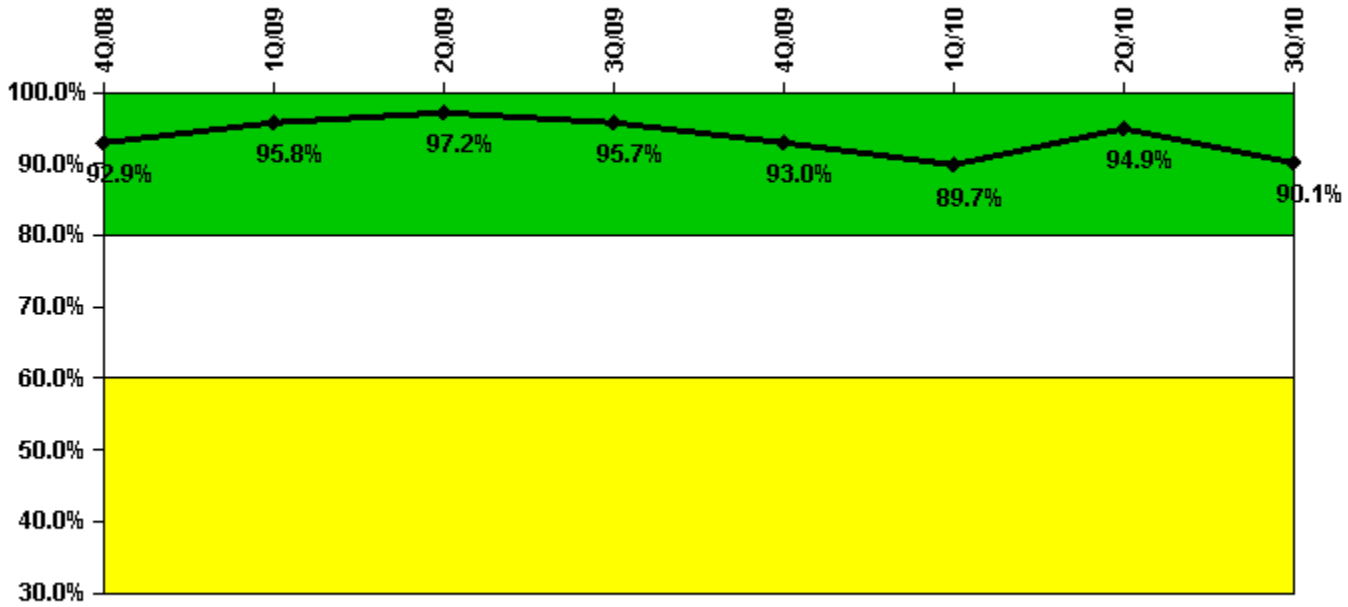
Thresholds: White < 90.0% Yellow < 70.0%

Notes

Drill/Exercise Performance	4Q/08	1Q/09	2Q/09	3Q/09	4Q/09	1Q/10	2Q/10	3Q/10
Successful opportunities	8.0	43.0	0	24.0	16.0	35.0	4.0	24.0
Total opportunities	8.0	44.0	0	24.0	18.0	35.0	4.0	27.0
Indicator value	93.6%	94.0%	93.3%	94.0%	92.9%	94.1%	96.4%	96.3%

Licensee Comments: none

ERO Drill Participation



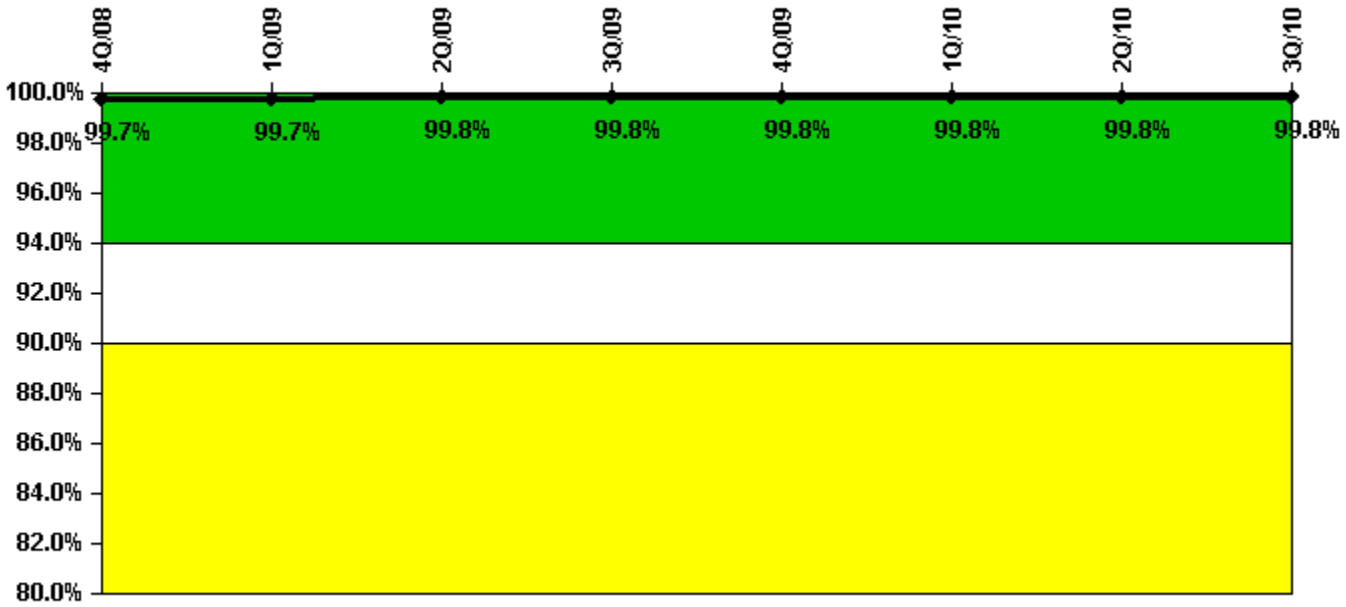
Thresholds: White < 80.0% Yellow < 60.0%

Notes

ERO Drill Participation	4Q/08	1Q/09	2Q/09	3Q/09	4Q/09	1Q/10	2Q/10	3Q/10
Participating Key personnel	130.0	136.0	141.0	133.0	132.0	122.0	131.0	127.0
Total Key personnel	140.0	142.0	145.0	139.0	142.0	136.0	138.0	141.0
Indicator value	92.9%	95.8%	97.2%	95.7%	93.0%	89.7%	94.9%	90.1%

Licensee Comments: none

Alert & Notification System



Thresholds: White < 94.0% Yellow < 90.0%

Notes

Alert & Notification System	4Q/08	1Q/09	2Q/09	3Q/09	4Q/09	1Q/10	2Q/10	3Q/10
Successful siren-tests	1685	1748	1754	1751	1753	1749	1752	1753
Total sirens-tests	1690	1755	1755	1755	1755	1755	1755	1755
Indicator value	99.7%	99.7%	99.8%	99.8%	99.8%	99.8%	99.8%	99.8%

Licensee Comments: none

Occupational Exposure Control Effectiveness



Thresholds: White > 2.0 Yellow > 5.0

Notes

Occupational Exposure Control Effectiveness	4Q/08	1Q/09	2Q/09	3Q/09	4Q/09	1Q/10	2Q/10	3Q/10
High radiation area occurrences	0	0	0	0	0	0	0	0
Very high radiation area occurrences	0	0	0	0	0	0	0	0
Unintended exposure occurrences	0	0	0	0	0	0	0	0
Indicator value	0	0	0	0	0	0	0	0

Licensee Comments: none

RETS/ODCM Radiological Effluent



Thresholds: White > 1.0 Yellow > 3.0

Notes

RETS/ODCM Radiological Effluent	4Q/08	1Q/09	2Q/09	3Q/09	4Q/09	1Q/10	2Q/10	3Q/10
RETS/ODCM occurrences	0	0	0	0	0	0	0	0
Indicator value	0	0	0	0	0	0	0	0

Licensee Comments: none

[Security](#) information not publicly available.