

# Hatch 2

## 3Q/2010 Performance Indicators

Licensee's General Comments: none

### Unplanned Scrams per 7000 Critical Hrs



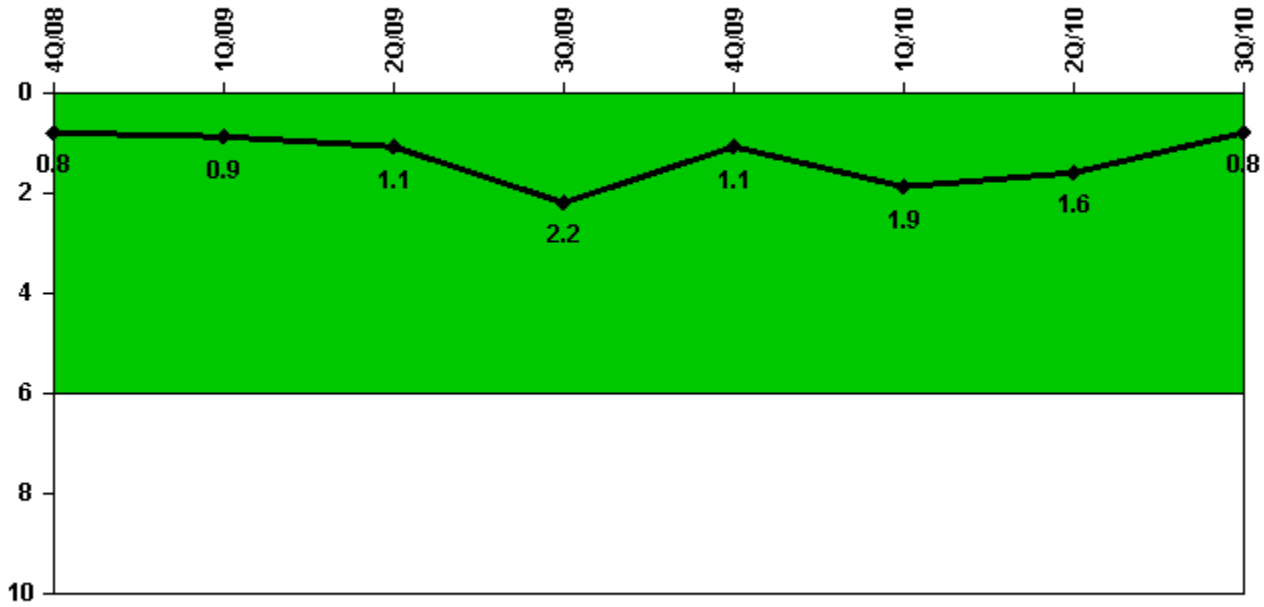
Thresholds: White > 3.0 Yellow > 6.0 Red > 25.0

### Notes

Unplanned Scrams per 7000 Critical Hrs	4Q/08	1Q/09	2Q/09	3Q/09	4Q/09	1Q/10	2Q/10	3Q/10
Unplanned scrams	0	0	2.0	0	0	0	0	0
Critical hours	2209.0	937.3	877.2	2208.0	2209.0	2159.0	1925.1	2208.0
Indicator value	0.8	0	2.2	2.2	2.2	1.9	0	0

Licensee Comments: none

## Unplanned Power Changes per 7000 Critical Hrs



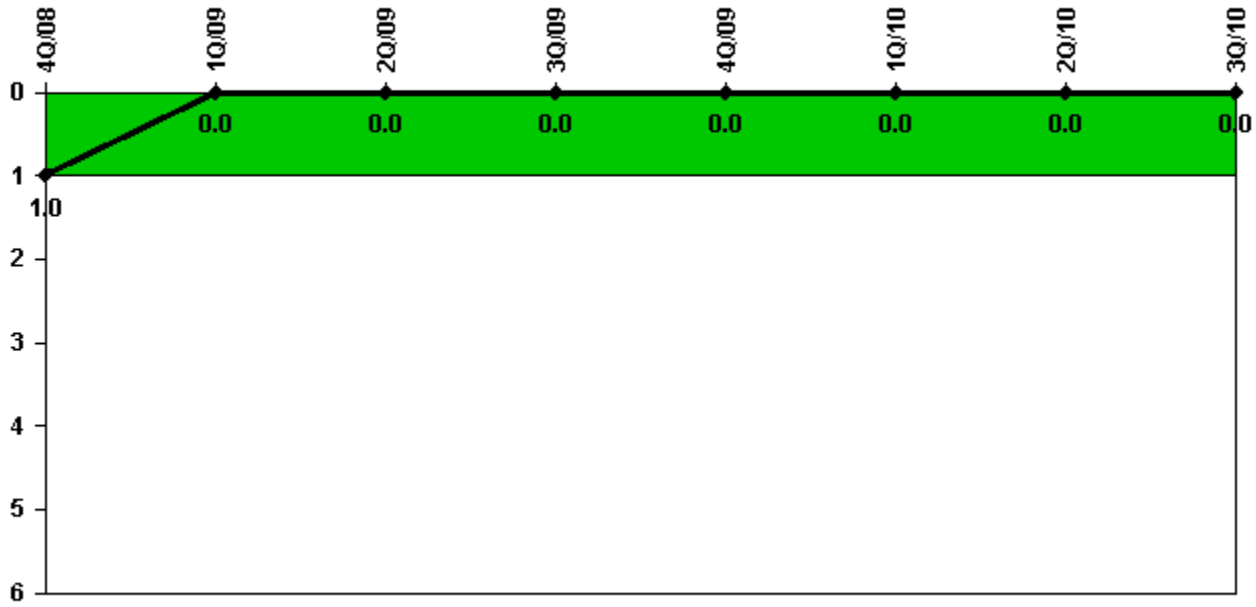
Thresholds: White > 6.0

### Notes

Unplanned Power Changes per 7000 Critical Hrs	4Q/08	1Q/09	2Q/09	3Q/09	4Q/09	1Q/10	2Q/10	3Q/10
Unplanned power changes	1.0	0	0	1.0	0	1.0	0	0
Critical hours	2209.0	937.3	877.2	2208.0	2209.0	2159.0	1925.1	2208.0
Indicator value	0.8	0.9	1.1	2.2	1.1	1.9	1.6	0.8

Licensee Comments: none

# Unplanned Scrams with Complications



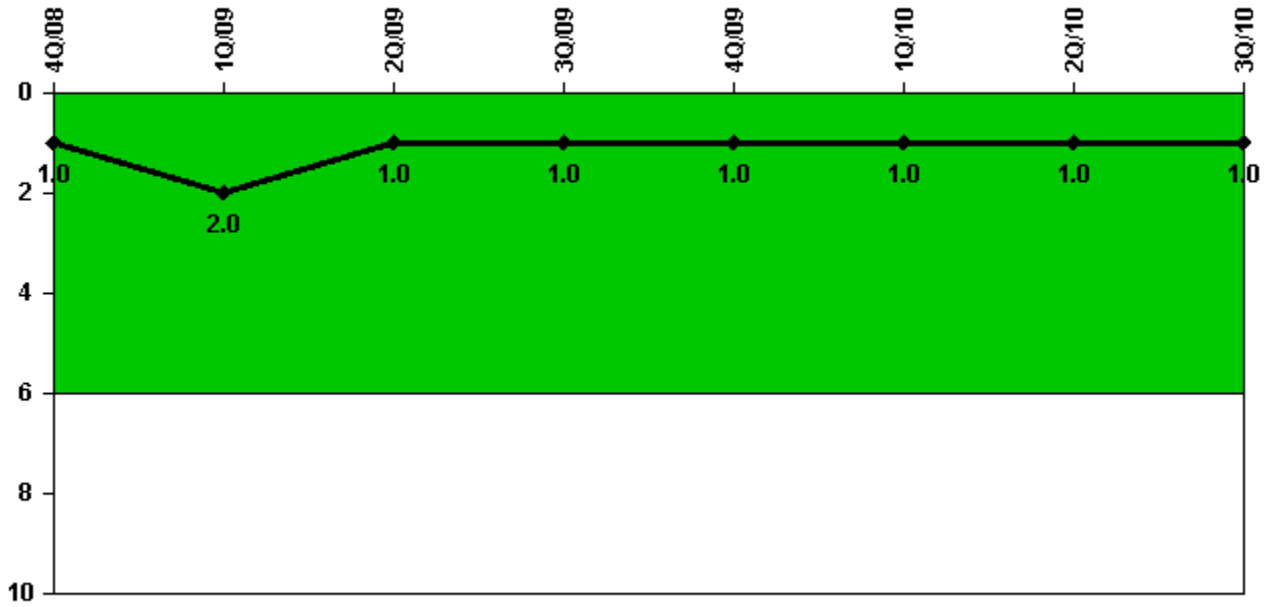
Thresholds: White > 1.0

## Notes

Unplanned Scrams with Complications	4Q/08	1Q/09	2Q/09	3Q/09	4Q/09	1Q/10	2Q/10	3Q/10
Scrams with complications	0	0	0	0	0	0	0	0
Indicator value	1.0	0.0	0.0	0.0	0.0	0.0	0.0	0.0

Licensee Comments: none

## Safety System Functional Failures (BWR)



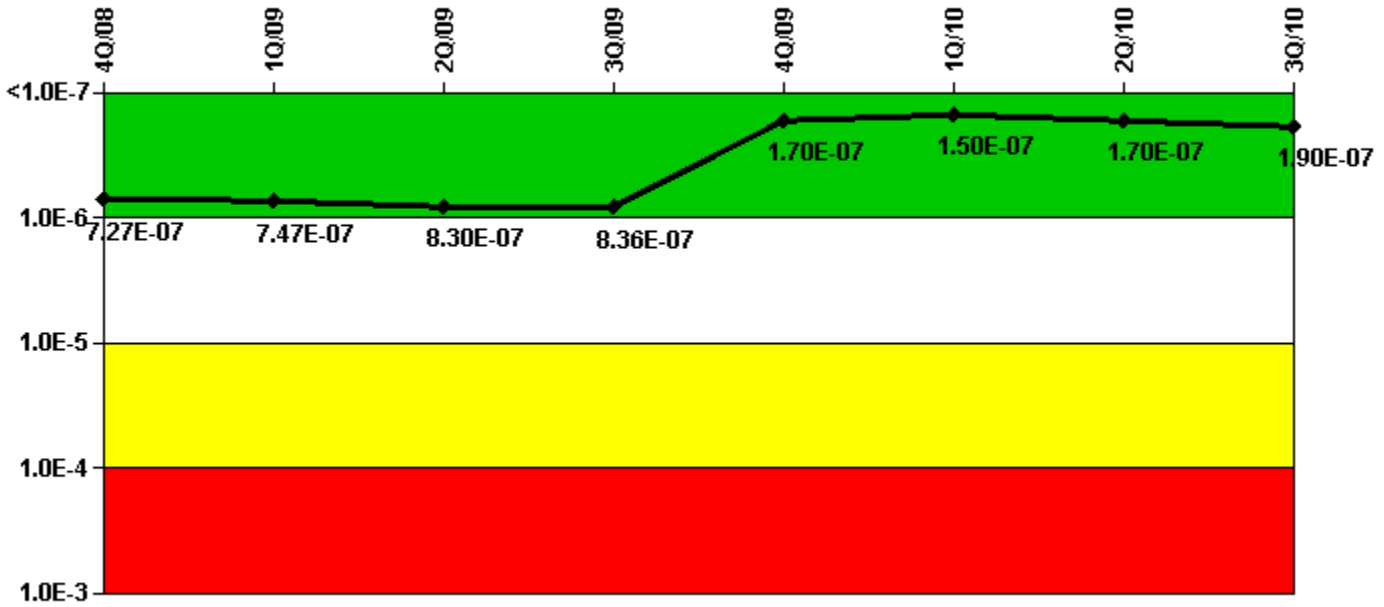
Thresholds: White > 6.0

### Notes

Safety System Functional Failures (BWR)	4Q/08	1Q/09	2Q/09	3Q/09	4Q/09	1Q/10	2Q/10	3Q/10
Safety System Functional Failures	0	1	0	0	0	1	0	0
Indicator value	1	2	1	1	1	1	1	1

Licensee Comments: none

# Mitigating Systems Performance Index, Emergency AC Power System



Thresholds: White > 1.00E-6 Yellow > 1.00E-5 Red > 1.00E-4

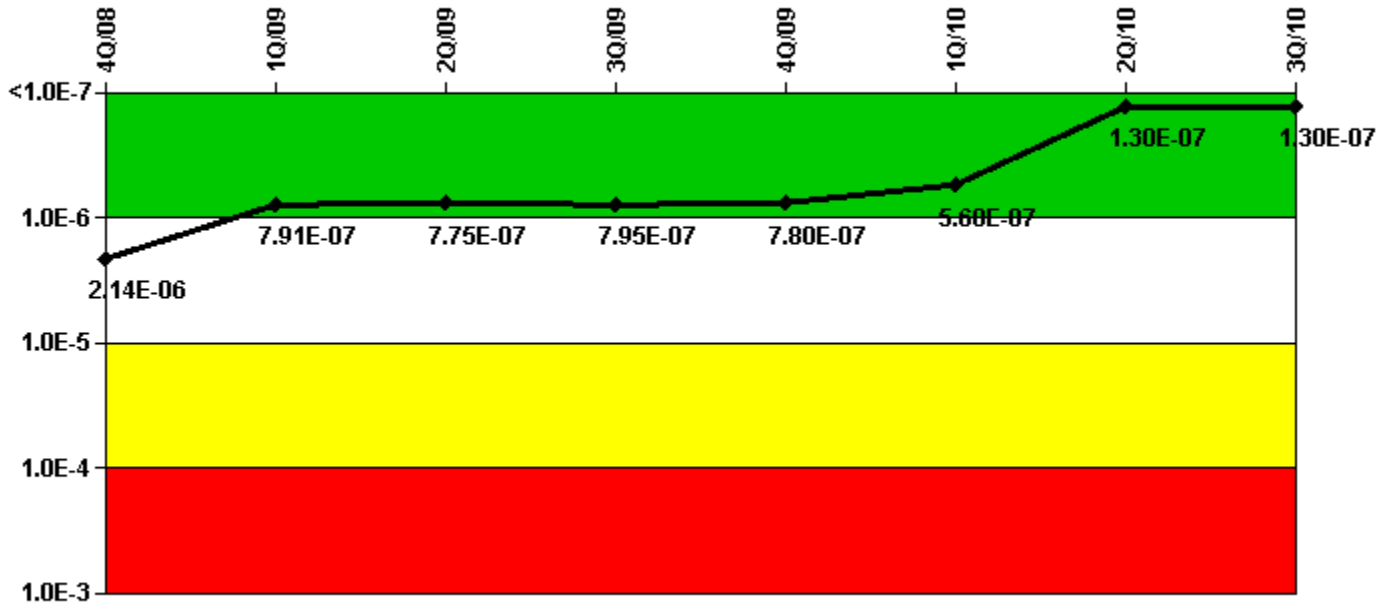
## Notes

Mitigating Systems Performance Index, Emergency AC Power System	4Q/08	1Q/09	2Q/09	3Q/09	4Q/09	1Q/10	2Q/10	3Q/10
UAI (ΔCDF)	6.70E-08	8.70E-08	6.00E-08	6.60E-08	8.56E-08	8.26E-08	9.03E-08	1.32E-07
URI (ΔCDF)	6.60E-07	6.60E-07	7.70E-07	7.70E-07	8.04E-08	7.13E-08	7.51E-08	5.79E-08
PLE	NO	NO	NO	NO	NO	NO	NO	NO
Indicator value	7.27E-07	7.47E-07	8.30E-07	8.36E-07	1.70E-07	1.50E-07	1.70E-07	1.90E-07

Licensee Comments:

3Q/10: Risk Cap Invoked.

# Mitigating Systems Performance Index, High Pressure Injection System



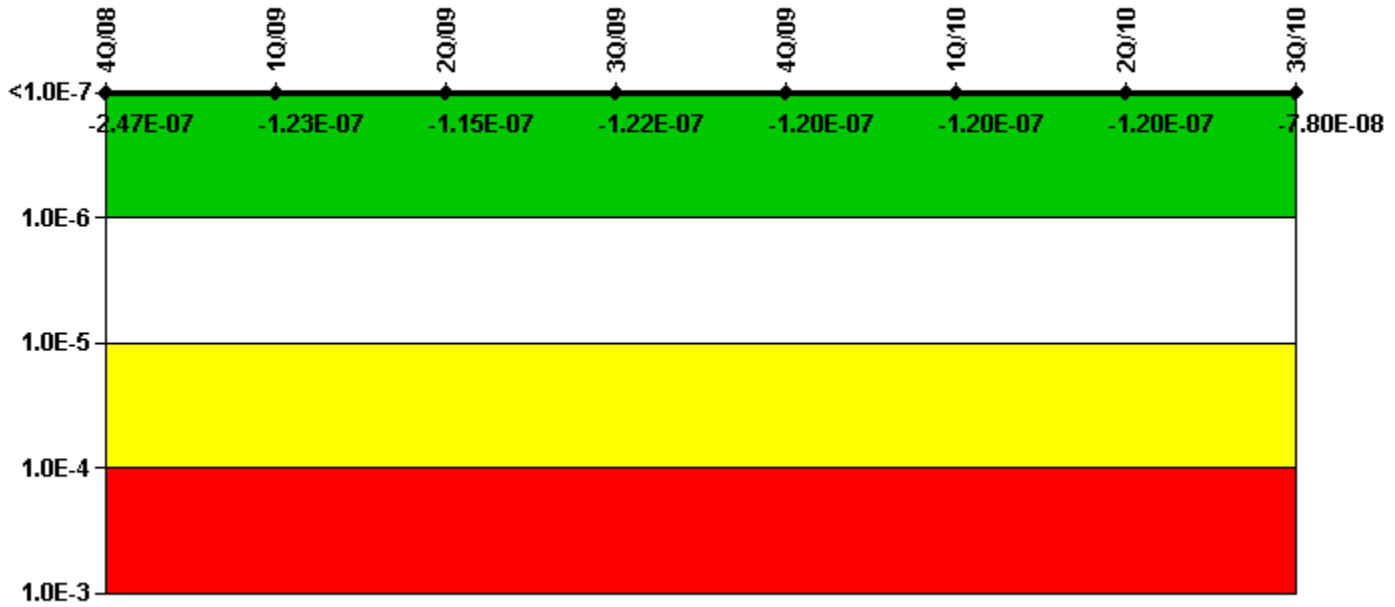
Thresholds: White > 1.00E-6 Yellow > 1.00E-5 Red > 1.00E-4

## Notes

Mitigating Systems Performance Index, High Pressure Injection System	4Q/08	1Q/09	2Q/09	3Q/09	4Q/09	1Q/10	2Q/10	3Q/10
UAI ( $\Delta$ CDF)	3.70E-08	1.10E-08	-4.80E-09	-4.80E-09	-4.81E-09	-1.40E-08	-2.62E-08	-2.62E-08
URI ( $\Delta$ CDF)	2.10E-06	7.80E-07	7.80E-07	8.00E-07	7.82E-07	5.70E-07	1.52E-07	1.52E-07
PLE	NO	NO	NO	NO	NO	NO	NO	NO
Indicator value	2.14E-06	7.91E-07	7.75E-07	7.95E-07	7.80E-07	5.60E-07	1.30E-07	1.30E-07

Licensee Comments: none

# Mitigating Systems Performance Index, Heat Removal System



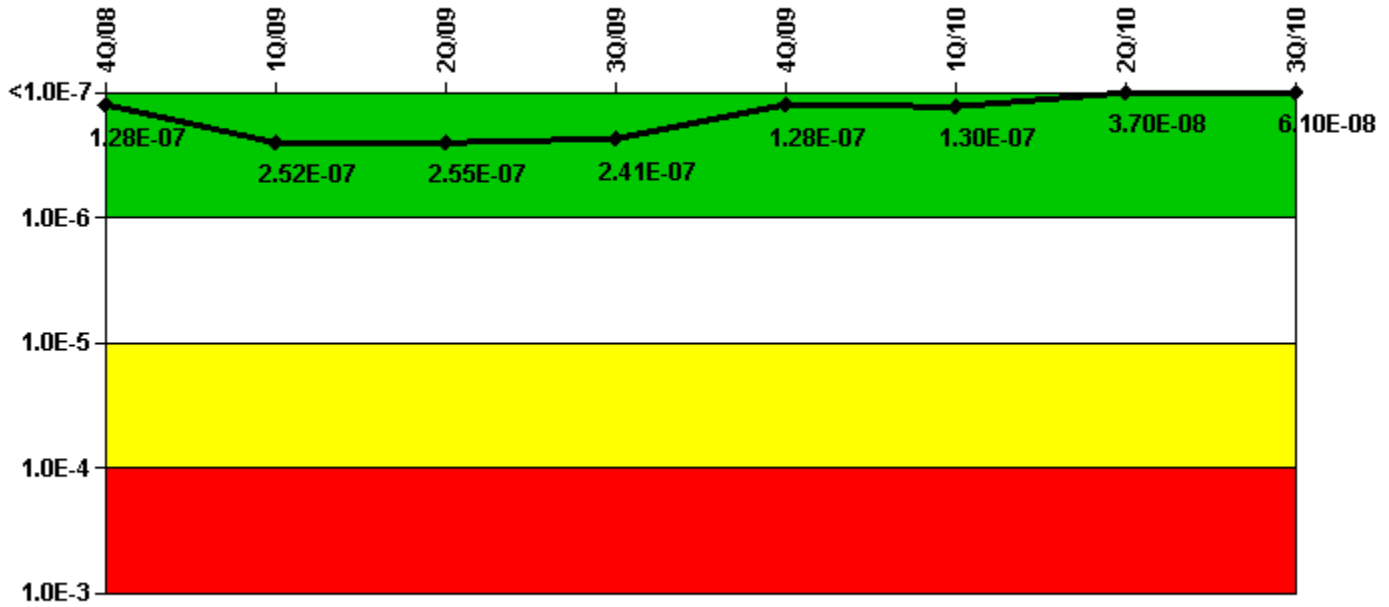
Thresholds: White > 1.00E-6 Yellow > 1.00E-5 Red > 1.00E-4

## Notes

Mitigating Systems Performance Index, Heat Removal System	4Q/08	1Q/09	2Q/09	3Q/09	4Q/09	1Q/10	2Q/10	3Q/10
UAI ( $\Delta$ CDF)	-6.70E-08	-3.50E-08	-3.20E-08	-4.00E-08	-3.95E-08	-3.96E-08	-3.96E-08	5.54E-09
URI ( $\Delta$ CDF)	-1.80E-07	-8.80E-08	-8.30E-08	-8.20E-08	-8.15E-08	-7.91E-08	-7.92E-08	-8.34E-08
PLE	NO	NO	NO	NO	NO	NO	NO	NO
Indicator value	-2.47E-07	-1.23E-07	-1.15E-07	-1.22E-07	-1.20E-07	-1.20E-07	-1.20E-07	-7.80E-08

Licensee Comments: none

# Mitigating Systems Performance Index, Residual Heat Removal System



Thresholds: White > 1.00E-6 Yellow > 1.00E-5 Red > 1.00E-4

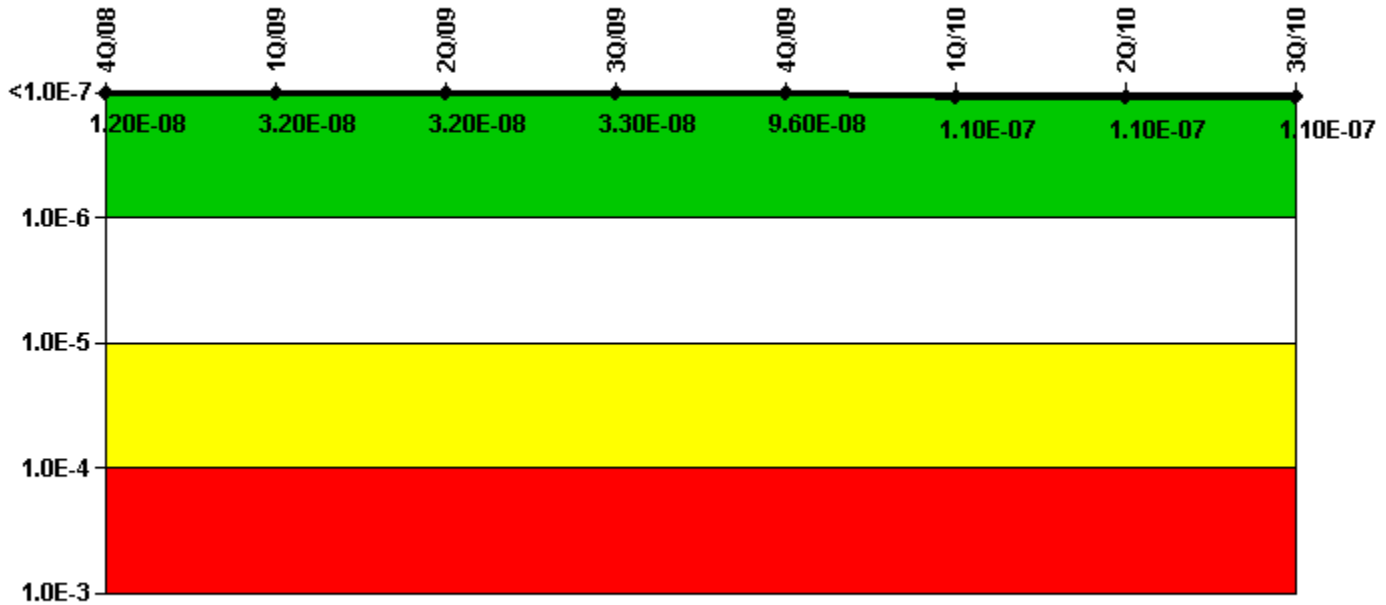
## Notes

Mitigating Systems Performance Index, Residual Heat Removal System	4Q/08	1Q/09	2Q/09	3Q/09	4Q/09	1Q/10	2Q/10	3Q/10
UAI ( $\Delta$ CDF)	1.80E-08	2.20E-08	2.50E-08	1.10E-08	-2.20E-09	-3.80E-09	8.17E-09	3.29E-08
URI ( $\Delta$ CDF)	1.10E-07	2.30E-07	2.30E-07	2.30E-07	1.30E-07	1.34E-07	2.89E-08	2.82E-08
PLE	NO	NO	NO	NO	NO	NO	NO	NO
Indicator value	1.28E-07	2.52E-07	2.55E-07	2.41E-07	1.28E-07	1.30E-07	3.70E-08	6.10E-08

Licensee Comments: none



# Mitigating Systems Performance Index, Cooling Water Systems



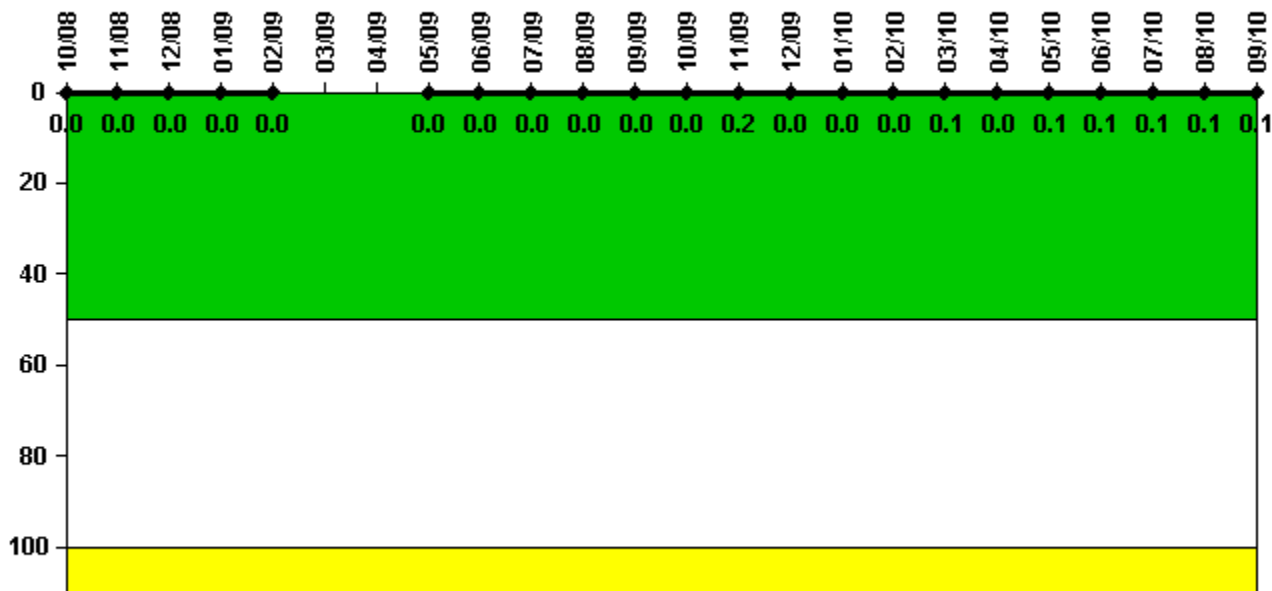
Thresholds: White > 1.00E-6 Yellow > 1.00E-5 Red > 1.00E-4

## Notes

Mitigating Systems Performance Index, Cooling Water Systems	4Q/08	1Q/09	2Q/09	3Q/09	4Q/09	1Q/10	2Q/10	3Q/10
UAI ( $\Delta$ CDF)	4.50E-08	5.90E-08	5.90E-08	5.90E-08	6.10E-08	6.57E-08	6.43E-08	6.49E-08
URI ( $\Delta$ CDF)	-3.30E-08	-2.70E-08	-2.70E-08	-2.60E-08	3.50E-08	4.41E-08	4.64E-08	4.87E-08
PLE	NO	NO	NO	NO	NO	NO	NO	NO
Indicator value	1.20E-08	3.20E-08	3.20E-08	3.30E-08	9.60E-08	1.10E-07	1.10E-07	1.10E-07

Licensee Comments: none

# Reactor Coolant System Activity



Thresholds: White > 50.0 Yellow > 100.0

## Notes

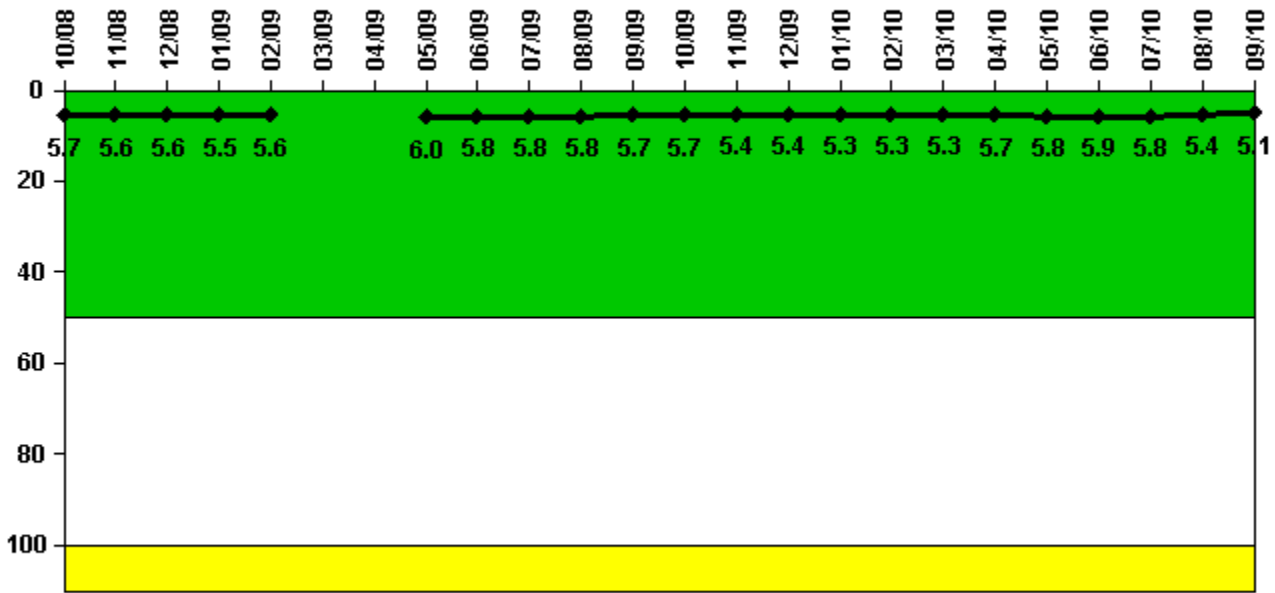
Reactor Coolant System Activity	10/08	11/08	12/08	1/09	2/09	3/09	4/09	5/09	6/09	7/09	8/09	9/09
Maximum activity	0.000010	0.000016	0.000005	0.000004	0.000004	N/A	N/A	0.000001	0.000003	0.000005	0.000004	0.000004
Technical specification limit	0.2	0.2	0.2	0.2	0.2	0.2	0.2	0.2	0.2	0.2	0.2	0.2
Indicator value	0	0	0	0	0	N/A	N/A	0	0	0	0	0

Reactor Coolant System Activity	10/09	11/09	12/09	1/10	2/10	3/10	4/10	5/10	6/10	7/10	8/10	9/10
Maximum activity	0.000002	0.000356	0.000031	0.000051	0.000085	0.000124	0.000075	0.000125	0.000113	0.000127	0.000143	0.000143
Technical specification limit	0.2	0.2	0.2	0.2	0.2	0.2	0.2	0.2	0.2	0.2	0.2	0.2
Indicator value	0	0.2	0	0	0	0.1	0	0.1	0.1	0.1	0.1	0.1

Licensee Comments: none

## Reactor Coolant System Leakage



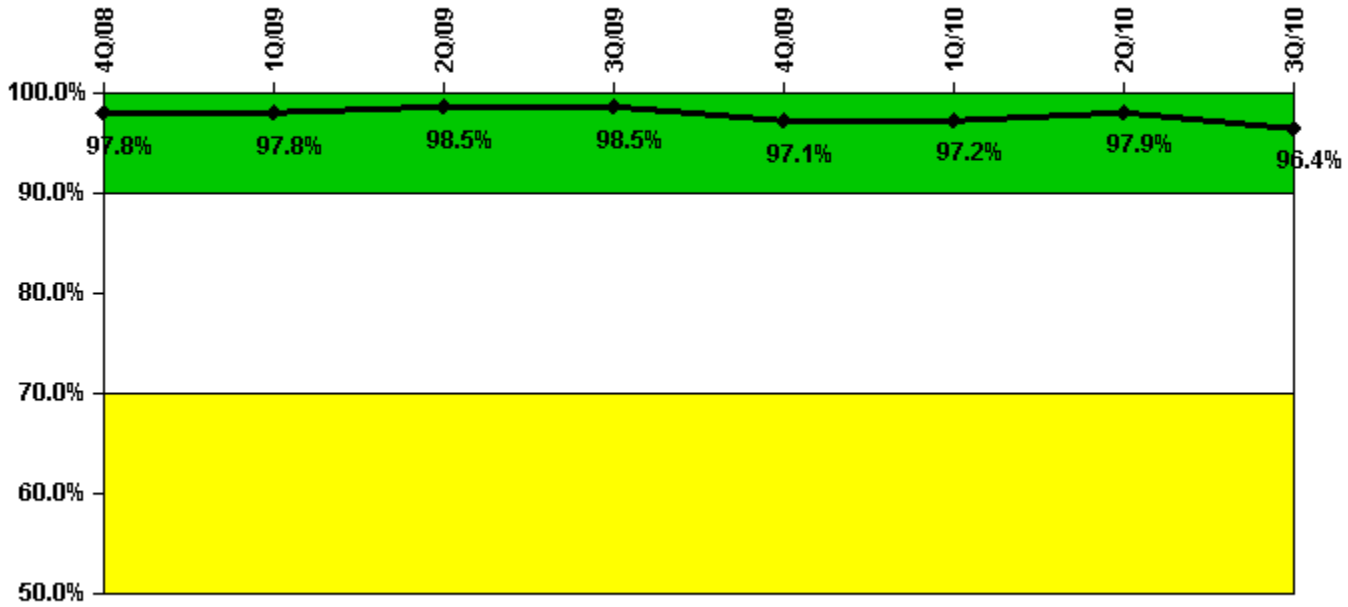
Thresholds: White > 50.0 Yellow > 100.0

### Notes

<b>Reactor Coolant System Leakage</b>	<b>10/08</b>	<b>11/08</b>	<b>12/08</b>	<b>1/09</b>	<b>2/09</b>	<b>3/09</b>	<b>4/09</b>	<b>5/09</b>	<b>6/09</b>	<b>7/09</b>	<b>8/09</b>	<b>9/09</b>
Maximum leakage	1.710	1.690	1.680	1.660	1.690	N/A	N/A	1.810	1.740	1.740	1.740	1.710
Technical specification limit	30.0	30.0	30.0	30.0	30.0	30.0	30.0	30.0	30.0	30.0	30.0	30.0
Indicator value	5.7	5.6	5.6	5.5	5.6	N/A	N/A	6.0	5.8	5.8	5.8	5.7
<b>Reactor Coolant System Leakage</b>	<b>10/09</b>	<b>11/09</b>	<b>12/09</b>	<b>1/10</b>	<b>2/10</b>	<b>3/10</b>	<b>4/10</b>	<b>5/10</b>	<b>6/10</b>	<b>7/10</b>	<b>8/10</b>	<b>9/10</b>
Maximum leakage	1.700	1.630	1.610	1.600	1.580	1.600	1.720	1.750	1.770	1.740	1.610	1.520
Technical specification limit	30.0	30.0	30.0	30.0	30.0	30.0	30.0	30.0	30.0	30.0	30.0	30.0
Indicator value	5.7	5.4	5.4	5.3	5.3	5.3	5.7	5.8	5.9	5.8	5.4	5.1

Licensee Comments: none

## Drill/Exercise Performance



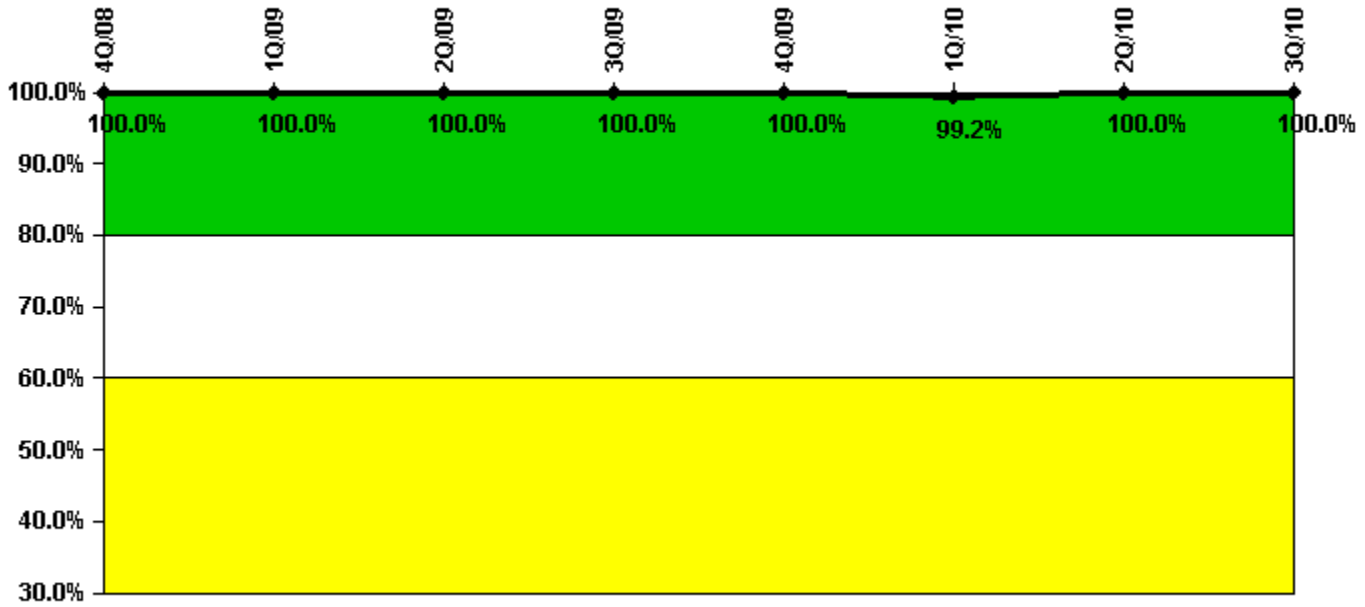
Thresholds: White < 90.0% Yellow < 70.0%

### Notes

Drill/Exercise Performance	4Q/08	1Q/09	2Q/09	3Q/09	4Q/09	1Q/10	2Q/10	3Q/10
Successful opportunities	8.0	2.0	23.0	10.0	12.0	12.0	27.0	38.0
Total opportunities	8.0	2.0	23.0	10.0	14.0	12.0	28.0	40.0
Indicator value	97.8%	97.8%	98.5%	98.5%	97.1%	97.2%	97.9%	96.4%

Licensee Comments: none

# ERO Drill Participation



Thresholds: White < 80.0% Yellow < 60.0%

## Notes

ERO Drill Participation	4Q/08	1Q/09	2Q/09	3Q/09	4Q/09	1Q/10	2Q/10	3Q/10
Participating Key personnel	148.0	141.0	132.0	136.0	134.0	129.0	135.0	136.0
Total Key personnel	148.0	141.0	132.0	136.0	134.0	130.0	135.0	136.0
Indicator value	100.0%	100.0%	100.0%	100.0%	100.0%	99.2%	100.0%	100.0%

Licensee Comments: none

## Alert & Notification System

**Not applicable due to  
unique design  
characteristics.  
Performance in this area  
will be assessed through  
focused NRC inspection  
efforts.**

### Notes

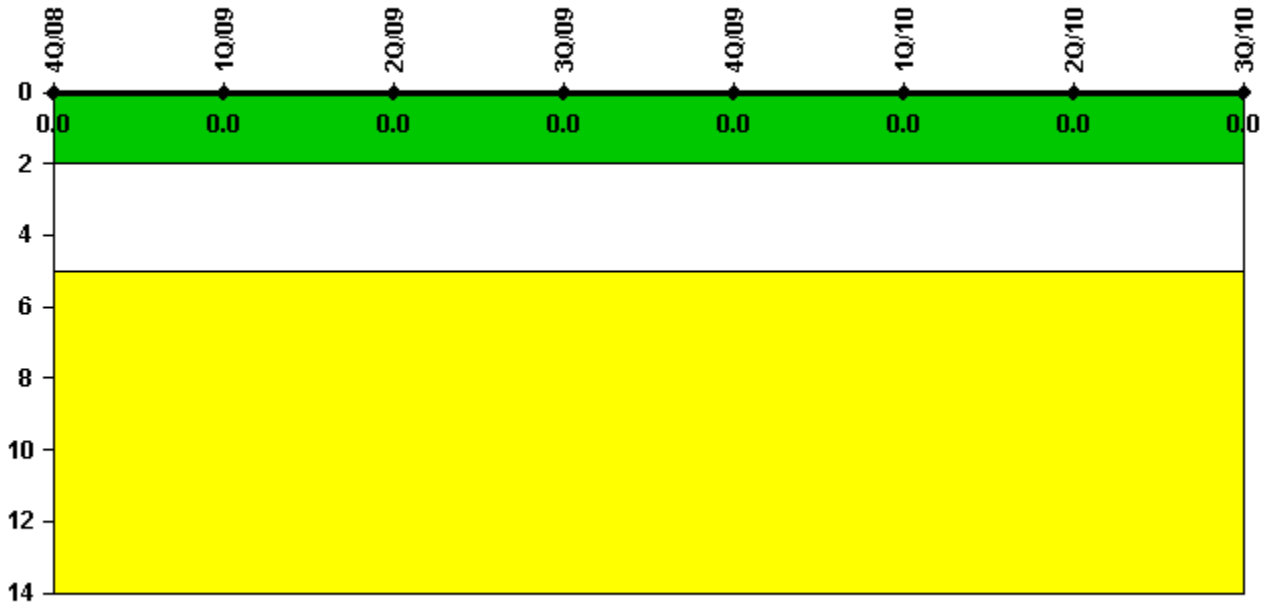
Alert & Notification System	4Q/08	1Q/09	2Q/09	3Q/09	4Q/09	1Q/10	2Q/10	3Q/10
Successful siren-tests								
Total sirens-tests								
Indicator value								

Licensee Comments:

3Q/10: Plant Hatch does not use sirens as an emergency notification system.

---

# Occupational Exposure Control Effectiveness



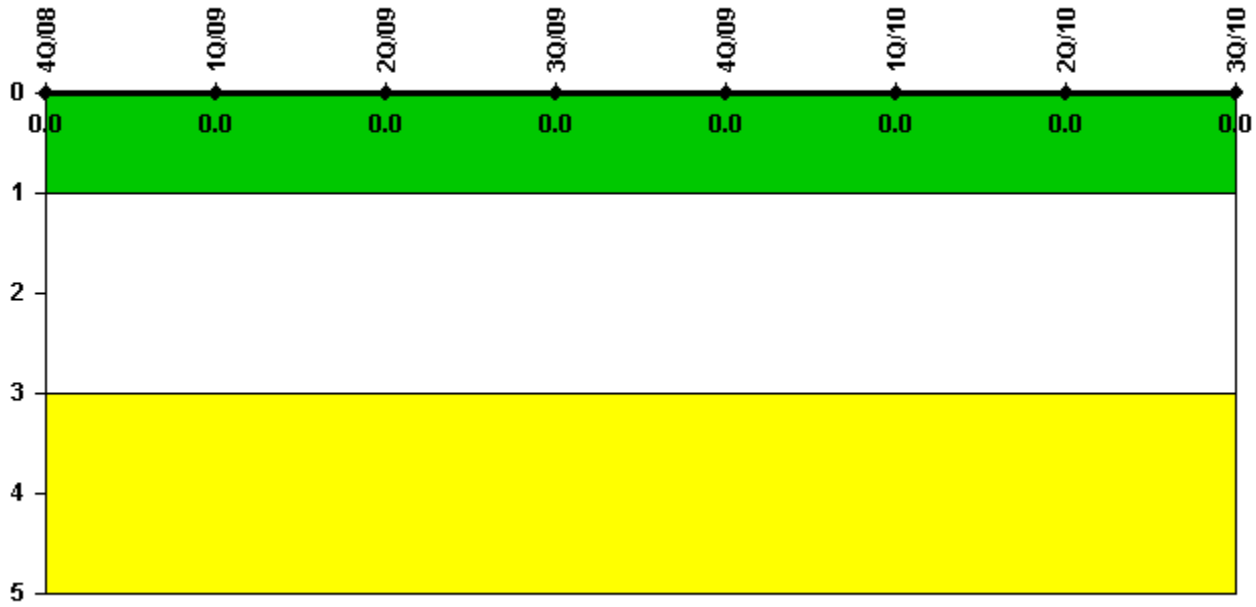
Thresholds: White > 2.0 Yellow > 5.0

## Notes

Occupational Exposure Control Effectiveness	4Q/08	1Q/09	2Q/09	3Q/09	4Q/09	1Q/10	2Q/10	3Q/10
High radiation area occurrences	0	0	0	0	0	0	0	0
Very high radiation area occurrences	0	0	0	0	0	0	0	0
Unintended exposure occurrences	0	0	0	0	0	0	0	0
<b>Indicator value</b>	<b>0</b>	<b>0</b>	<b>0</b>	<b>0</b>	<b>0</b>	<b>0</b>	<b>0</b>	<b>0</b>

Licensee Comments: none

# RETS/ODCM Radiological Effluent



Thresholds: White > 1.0 Yellow > 3.0

## Notes

RETS/ODCM Radiological Effluent	4Q/08	1Q/09	2Q/09	3Q/09	4Q/09	1Q/10	2Q/10	3Q/10
RETS/ODCM occurrences	0	0	0	0	0	0	0	0
Indicator value	0	0	0	0	0	0	0	0

Licensee Comments: none

[Security](#) information not publicly available.