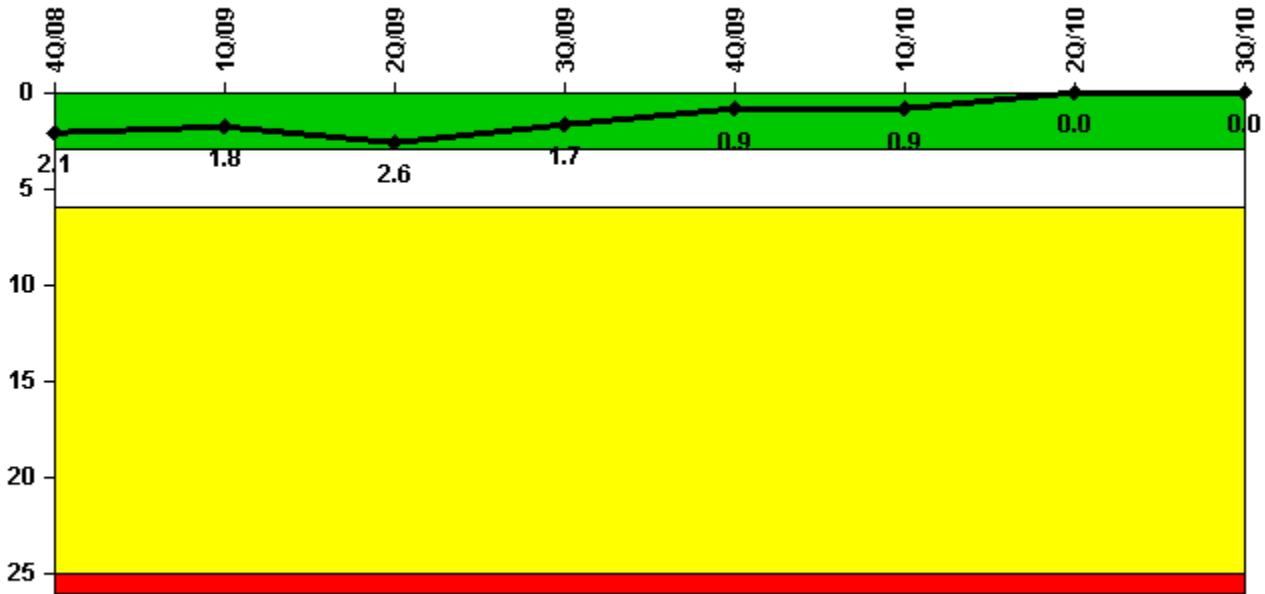


Diablo Canyon 2

3Q/2010 Performance Indicators

Licensee's General Comments: none

Unplanned Scrams per 7000 Critical Hrs



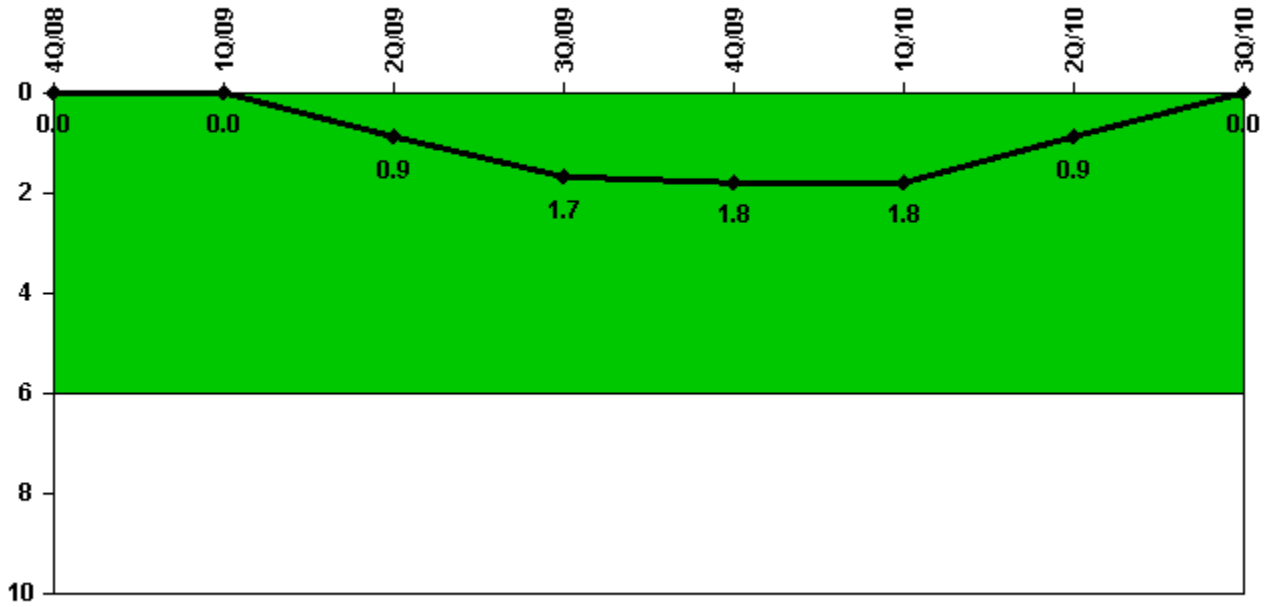
Thresholds: White > 3.0 Yellow > 6.0 Red > 25.0

Notes

Unplanned Scrams per 7000 Critical Hrs	4Q/08	1Q/09	2Q/09	3Q/09	4Q/09	1Q/10	2Q/10	3Q/10
Unplanned scrams	1.0	0	1.0	0	0	0	0	0
Critical hours	2158.7	2159.0	2175.9	1956.3	1317.5	2159.0	2184.0	2208.0
Indicator value	2.1	1.8	2.6	1.7	0.9	0.9	0	0

Licensee Comments: none

Unplanned Power Changes per 7000 Critical Hrs



Thresholds: White > 6.0

Notes

Unplanned Power Changes per 7000 Critical Hrs	4Q/08	1Q/09	2Q/09	3Q/09	4Q/09	1Q/10	2Q/10	3Q/10
Unplanned power changes	0	0	1.0	1.0	0	0	0	0
Critical hours	2158.7	2159.0	2175.9	1956.3	1317.5	2159.0	2184.0	2208.0
Indicator value	0	0	0.9	1.7	1.8	1.8	0.9	0

Licensee Comments: none

Unplanned Scrams with Complications



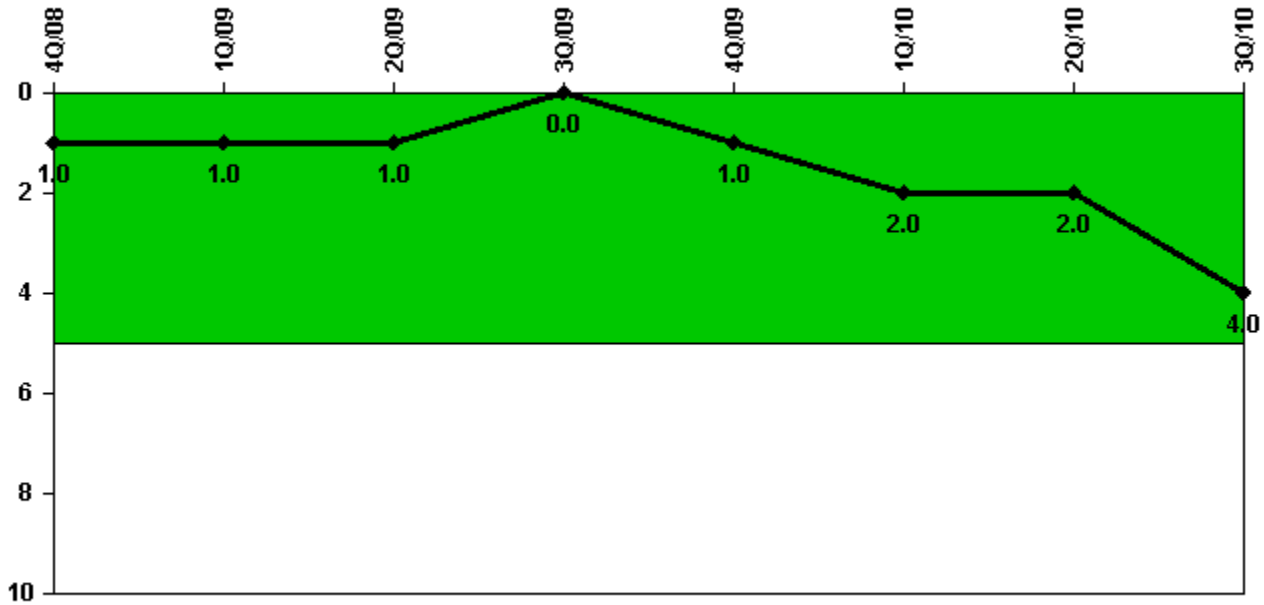
Thresholds: White > 1.0

Notes

Unplanned Scrams with Complications	4Q/08	1Q/09	2Q/09	3Q/09	4Q/09	1Q/10	2Q/10	3Q/10
Scrams with complications	0	0	0	0	0	0	0	0
Indicator value	0.0	0.0	0.0	0.0	0.0	0.0	0.0	0.0

Licensee Comments: none

Safety System Functional Failures (PWR)



Thresholds: White > 5.0


Notes

Safety System Functional Failures (PWR)	4Q/08	1Q/09	2Q/09	3Q/09	4Q/09	1Q/10	2Q/10	3Q/10
Safety System Functional Failures	0	0	0	0	1	1	0	2
Indicator value	1	1	1	0	1	2	2	4

Licensee Comments:

3Q/10: LER 2-2009-003-00 "Recirculation Sump Valve Position Interlock Failure," December, 2009; LER 2-2010-001-01 "Loss of Auxiliary Building Ventilation Exhasut Fans," March, 2010; LER 1-2010-002-01 "Potential Loss of Safety-Related Pumps due to Degraded Voltage," July, 2010; LER 1-2010-003-00 "230 kV Historical Evaluation of Condition Prohibited by TS," August, 2010 are SSFFs during the last 4 quarters

Mitigating Systems Performance Index, Emergency AC Power System



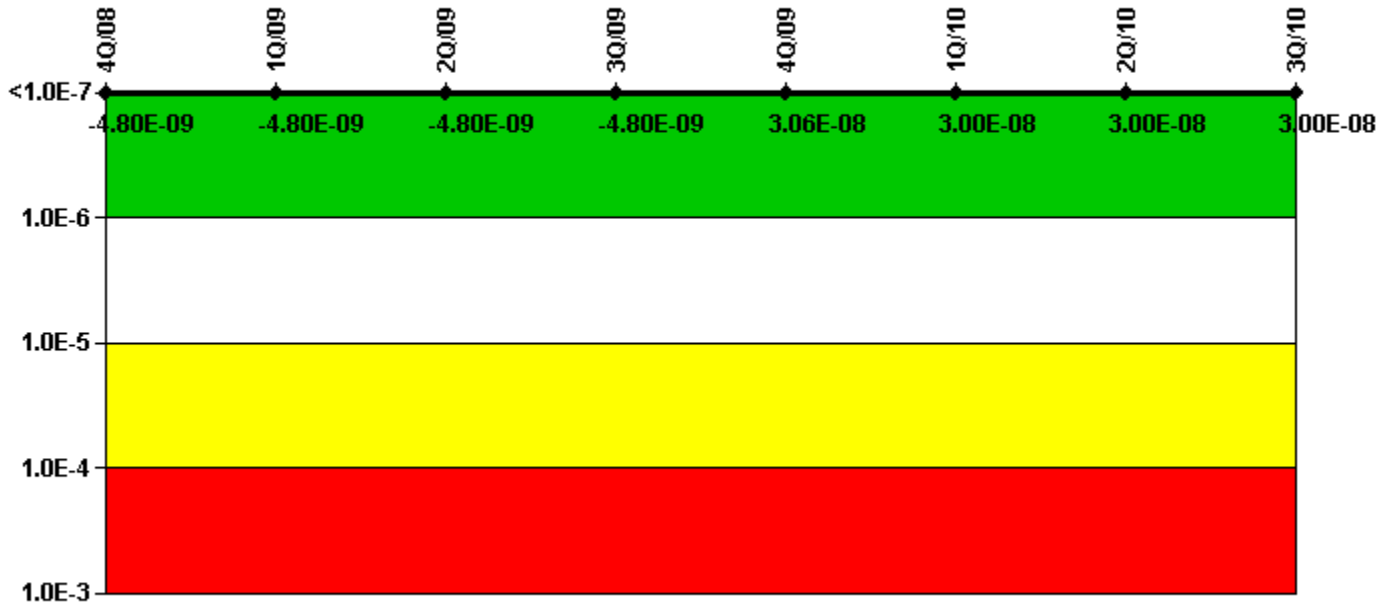
Thresholds: White > 1.00E-6 Yellow > 1.00E-5 Red > 1.00E-4

Notes

Mitigating Systems Performance Index, Emergency AC Power System	4Q/08	1Q/09	2Q/09	3Q/09	4Q/09	1Q/10	2Q/10	3Q/10
UAI (Δ CDF)	1.40E-08	-3.60E-09	-6.20E-09	-3.00E-09	-2.20E-10	-3.74E-09	-7.01E-09	-5.16E-09
URI (Δ CDF)	8.90E-07	2.20E-08	2.20E-08	2.20E-08	2.20E-08	2.20E-08	-3.06E-07	-3.06E-07
PLE	NO	NO	NO	NO	NO	NO	NO	NO
Indicator value	9.04E-07	1.84E-08	1.58E-08	1.90E-08	2.18E-08	1.80E-08	-3.10E-07	-3.10E-07

Licensee Comments: none

Mitigating Systems Performance Index, High Pressure Injection System




Thresholds: White > 1.00E-6 Yellow > 1.00E-5 Red > 1.00E-4

Notes

Mitigating Systems Performance Index, High Pressure Injection System	4Q/08	1Q/09	2Q/09	3Q/09	4Q/09	1Q/10	2Q/10	3Q/10
UAI (Δ CDF)	-3.40E-09	-3.40E-09	-3.40E-09	-3.40E-09	-3.40E-09	-3.36E-09	-3.36E-09	-3.20E-09
URI (Δ CDF)	-1.40E-09	-1.40E-09	-1.40E-09	-1.40E-09	3.40E-08	3.35E-08	3.35E-08	3.35E-08
PLE	NO	NO	NO	NO	NO	NO	NO	NO
Indicator value	-4.80E-09	-4.80E-09	-4.80E-09	-4.80E-09	3.06E-08	3.00E-08	3.00E-08	3.00E-08

Licensee Comments: none

Mitigating Systems Performance Index, Heat Removal System



Thresholds: White > 1.00E-6 Yellow > 1.00E-5 Red > 1.00E-4

Notes

Mitigating Systems Performance Index, Heat Removal System	4Q/08	1Q/09	2Q/09	3Q/09	4Q/09	1Q/10	2Q/10	3Q/10
UAI (Δ CDF)	7.40E-09	6.70E-09	3.70E-09	1.40E-08	2.80E-09	-7.35E-10	-7.35E-10	-7.35E-10
URI (Δ CDF)	-8.90E-08	-8.90E-08	-8.90E-08	-8.90E-08	-8.90E-08	-8.86E-08	-8.86E-08	-8.86E-08
PLE	NO	NO	NO	NO	NO	NO	NO	NO
Indicator value	-8.16E-08	-8.23E-08	-8.53E-08	-7.50E-08	-8.62E-08	-8.90E-08	-8.90E-08	-8.90E-08

Licensee Comments: none

Mitigating Systems Performance Index, Residual Heat Removal System



Thresholds: White > 1.00E-6 Yellow > 1.00E-5 Red > 1.00E-4

Notes

Mitigating Systems Performance Index, Residual Heat Removal System	4Q/08	1Q/09	2Q/09	3Q/09	4Q/09	1Q/10	2Q/10	3Q/10
UAI (Δ CDF)	-5.90E-09	-5.90E-09	-5.90E-09	-5.90E-09	-5.90E-09	5.48E-10	6.33E-10	-6.71E-10
URI (Δ CDF)	-2.50E-08	-2.50E-08	-2.50E-08	-2.50E-08	-2.50E-08	-2.53E-08	-2.53E-08	-2.53E-08
PLE	NO	NO	NO	NO	NO	NO	NO	NO
Indicator value	-3.09E-08	-3.09E-08	-3.09E-08	-3.09E-08	-3.09E-08	-2.50E-08	-2.50E-08	-2.60E-08

Licensee Comments: none

Mitigating Systems Performance Index, Cooling Water Systems



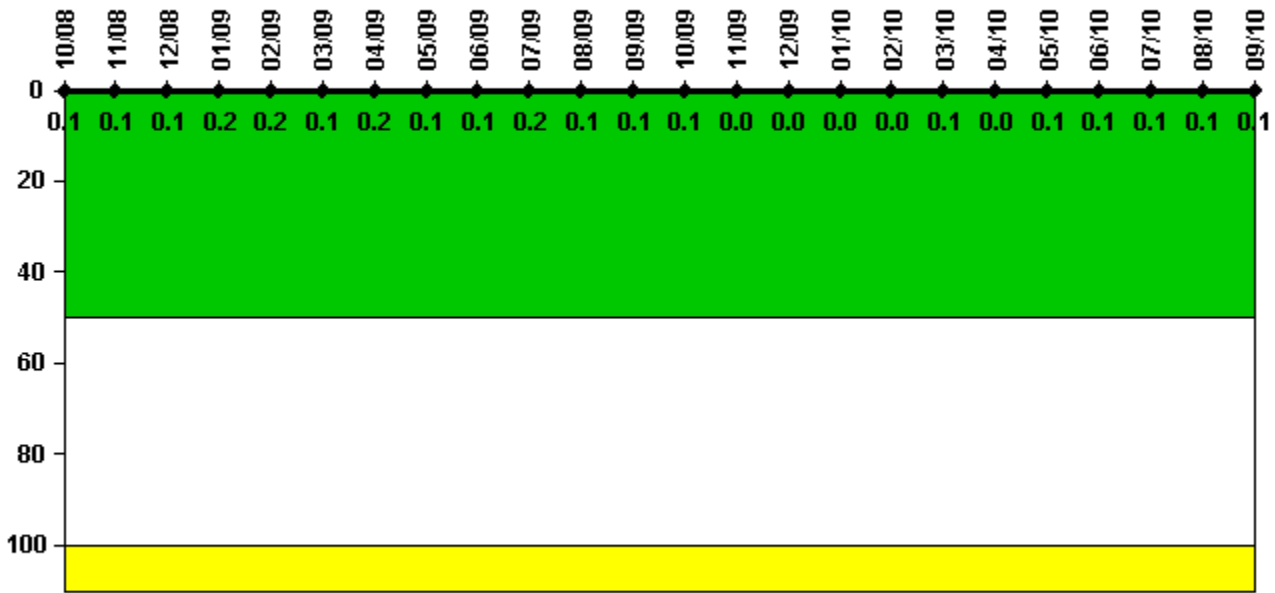
Thresholds: White > 1.00E-6 Yellow > 1.00E-5 Red > 1.00E-4

Notes

Mitigating Systems Performance Index, Cooling Water Systems	4Q/08	1Q/09	2Q/09	3Q/09	4Q/09	1Q/10	2Q/10	3Q/10
UAI (Δ CDF)	-1.40E-08	-1.60E-08	-1.70E-08	-2.80E-08	-1.90E-08	-2.65E-08	-2.12E-08	-1.55E-08
URI (Δ CDF)	-1.00E-08	-2.00E-08	-2.00E-08	-2.00E-08	-2.00E-08	-1.98E-08	-1.98E-08	-1.98E-08
PLE	NO	NO	NO	NO	NO	NO	NO	NO
Indicator value	-2.40E-08	-3.60E-08	-3.70E-08	-4.80E-08	-3.90E-08	-4.60E-08	-4.10E-08	-3.50E-08

Licensee Comments: none

Reactor Coolant System Activity



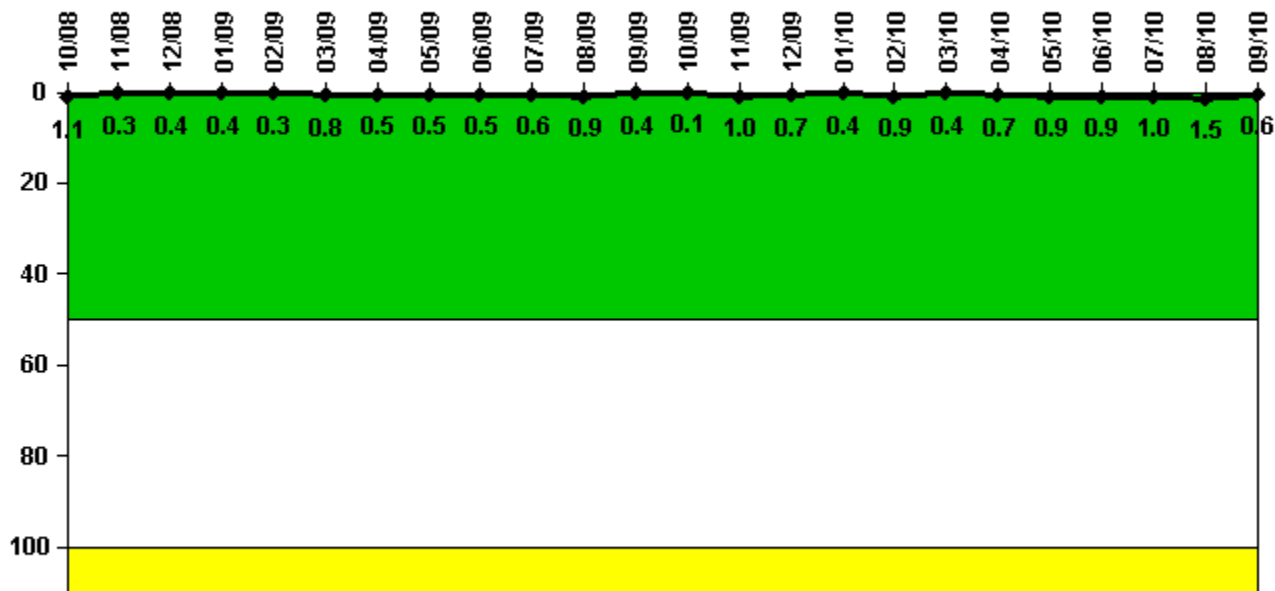
Thresholds: White > 50.0 Yellow > 100.0

Notes

Reactor Coolant System Activity	10/08	11/08	12/08	1/09	2/09	3/09	4/09	5/09	6/09	7/09	8/09	9/09
Maximum activity	0.001180	0.001390	0.001330	0.001650	0.001570	0.001460	0.001630	0.001430	0.001480	0.001650	0.001330	0.001230
Technical specification limit	1.0	1.0	1.0	1.0	1.0	1.0	1.0	1.0	1.0	1.0	1.0	1.0
Indicator value	0.1	0.1	0.1	0.2	0.2	0.1	0.2	0.1	0.1	0.2	0.1	0.1
Reactor Coolant System Activity	10/09	11/09	12/09	1/10	2/10	3/10	4/10	5/10	6/10	7/10	8/10	9/10
Maximum activity	0.001130	0.000309	0.000461	0.000401	0.000480	0.000517	0.000469	0.000585	0.000535	0.000610	0.000545	0.000614
Technical specification limit	1.0	1.0	1.0	1.0	1.0	1.0	1.0	1.0	1.0	1.0	1.0	1.0
Indicator value	0.1	0	0	0	0	0.1	0	0.1	0.1	0.1	0.1	0.1

Licensee Comments: none

Reactor Coolant System Leakage



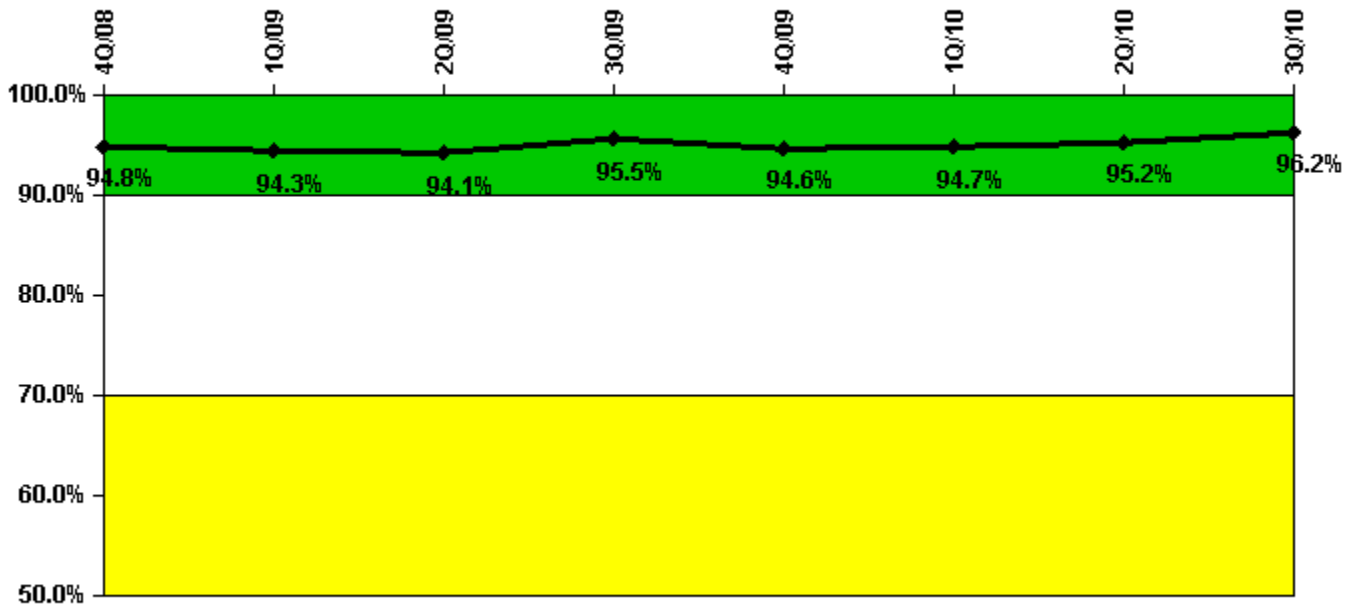
Thresholds: White > 50.0 Yellow > 100.0

Notes

Reactor Coolant System Leakage	10/08	11/08	12/08	1/09	2/09	3/09	4/09	5/09	6/09	7/09	8/09	9/09
Maximum leakage	0.111	0.030	0.040	0.044	0.033	0.076	0.046	0.047	0.047	0.059	0.090	0.037
Technical specification limit	10.0	10.0	10.0	10.0	10.0	10.0	10.0	10.0	10.0	10.0	10.0	10.0
Indicator value	1.1	0.3	0.4	0.4	0.3	0.8	0.5	0.5	0.5	0.6	0.9	0.4
Reactor Coolant System Leakage	10/09	11/09	12/09	1/10	2/10	3/10	4/10	5/10	6/10	7/10	8/10	9/10
Maximum leakage	0.014	0.099	0.065	0.044	0.091	0.041	0.065	0.090	0.088	0.096	0.145	0.056
Technical specification limit	10.0	10.0	10.0	10.0	10.0	10.0	10.0	10.0	10.0	10.0	10.0	10.0
Indicator value	0.1	1.0	0.7	0.4	0.9	0.4	0.7	0.9	0.9	1.0	1.5	0.6

Licensee Comments: none

Drill/Exercise Performance



Thresholds: White < 90.0% Yellow < 70.0%

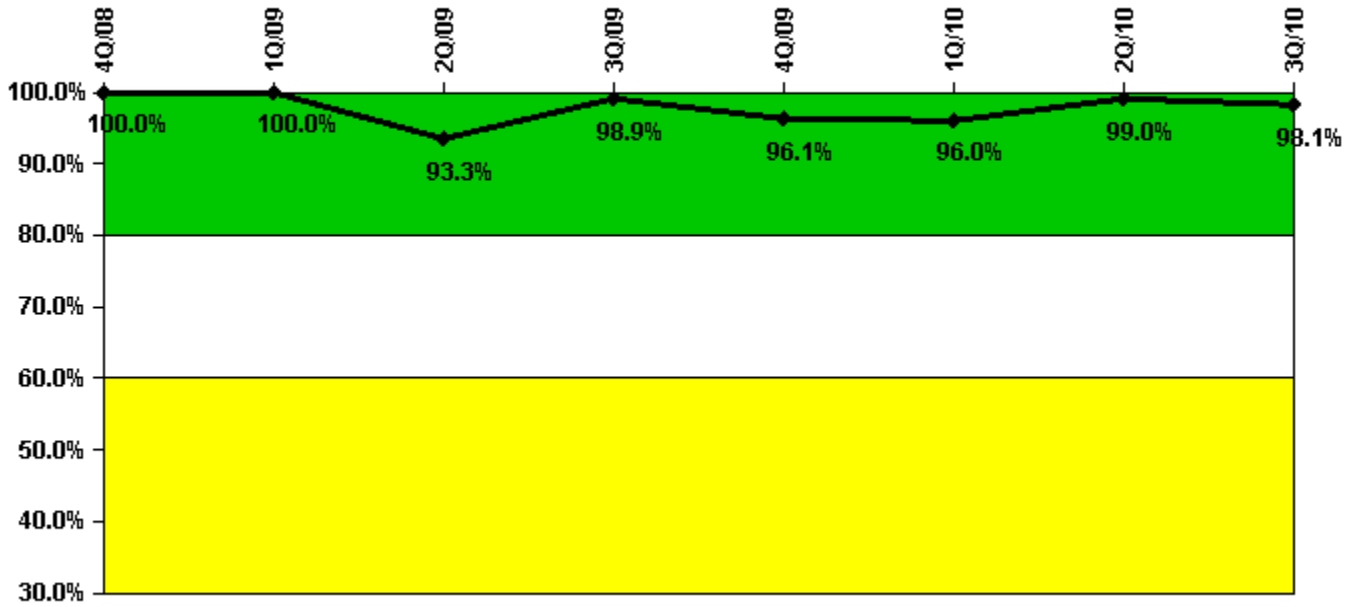
Notes

Drill/Exercise Performance	4Q/08	1Q/09	2Q/09	3Q/09	4Q/09	1Q/10	2Q/10	3Q/10
Successful opportunities	47.0	13.0	53.0	61.0	40.0	35.0	59.0	24.0
Total opportunities	52.0	14.0	55.0	62.0	41.0	37.0	60.0	24.0
Indicator value	94.8%	94.3%	94.1%	95.5%	94.6%	94.7%	95.2%	96.2%

Licensee Comments:

3Q/10: 1Q2010 data was amended to add two successful drill opportunities in response to an NRC inspection, with no affect on color.

ERO Drill Participation



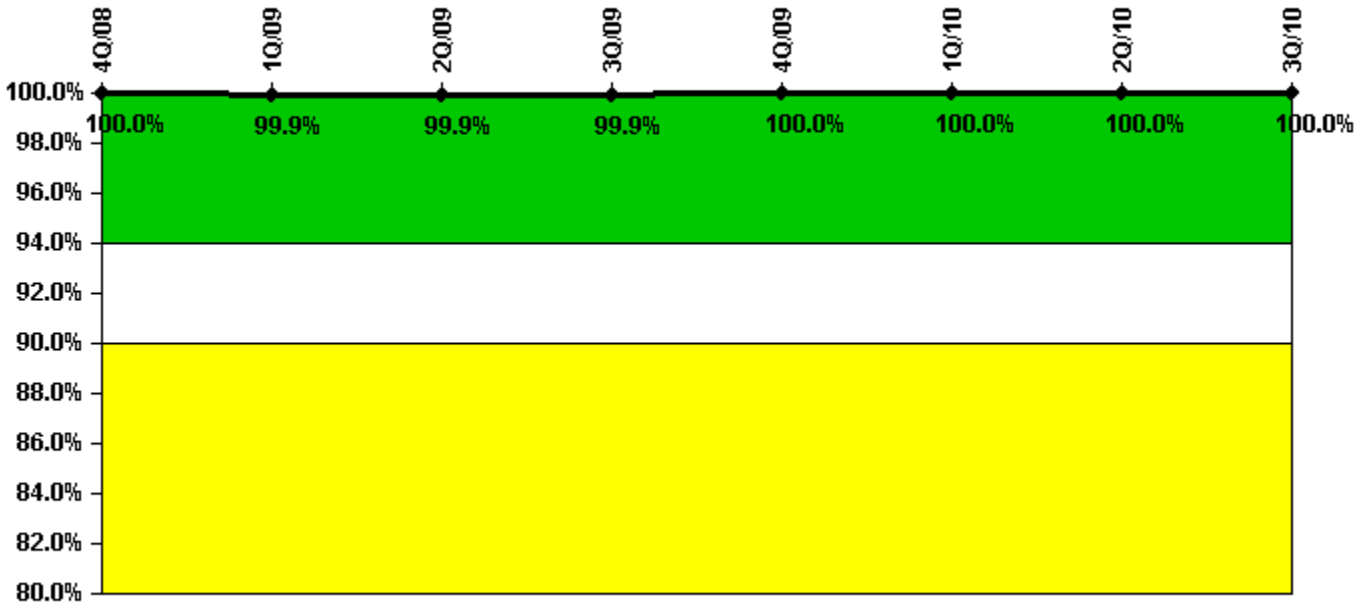
Thresholds: White < 80.0% Yellow < 60.0%

Notes

ERO Drill Participation	4Q/08	1Q/09	2Q/09	3Q/09	4Q/09	1Q/10	2Q/10	3Q/10
Participating Key personnel	79.0	70.0	83.0	92.0	98.0	97.0	102.0	104.0
Total Key personnel	79.0	70.0	89.0	93.0	102.0	101.0	103.0	106.0
Indicator value	100.0%	100.0%	93.3%	98.9%	96.1%	96.0%	99.0%	98.1%

Licensee Comments: none

Alert & Notification System



Thresholds: White < 94.0% Yellow < 90.0%

Notes

Alert & Notification System	4Q/08	1Q/09	2Q/09	3Q/09	4Q/09	1Q/10	2Q/10	3Q/10
Successful siren-tests	1047	1047	916	1310	916	1048	917	1310
Total sirens-tests	1048	1048	917	1310	916	1048	917	1310
Indicator value	100.0%	99.9%	99.9%	99.9%	100.0%	100.0%	100.0%	100.0%

Licensee Comments: none

Occupational Exposure Control Effectiveness



Thresholds: White > 2.0 Yellow > 5.0

Notes

Occupational Exposure Control Effectiveness	4Q/08	1Q/09	2Q/09	3Q/09	4Q/09	1Q/10	2Q/10	3Q/10
High radiation area occurrences	0	0	0	0	0	0	0	0
Very high radiation area occurrences	0	0	0	0	0	0	0	0
Unintended exposure occurrences	0	0	0	0	0	0	0	0
Indicator value	0	0	0	0	0	0	0	0

Licensee Comments: none

RETS/ODCM Radiological Effluent



Thresholds: White > 1.0 Yellow > 3.0

Notes

RETS/ODCM Radiological Effluent	4Q/08	1Q/09	2Q/09	3Q/09	4Q/09	1Q/10	2Q/10	3Q/10
RETS/ODCM occurrences	0	0	0	0	0	0	0	0
Indicator value	0	0	0	0	0	0	0	0

Licensee Comments: none

[Security](#) information not publicly available.