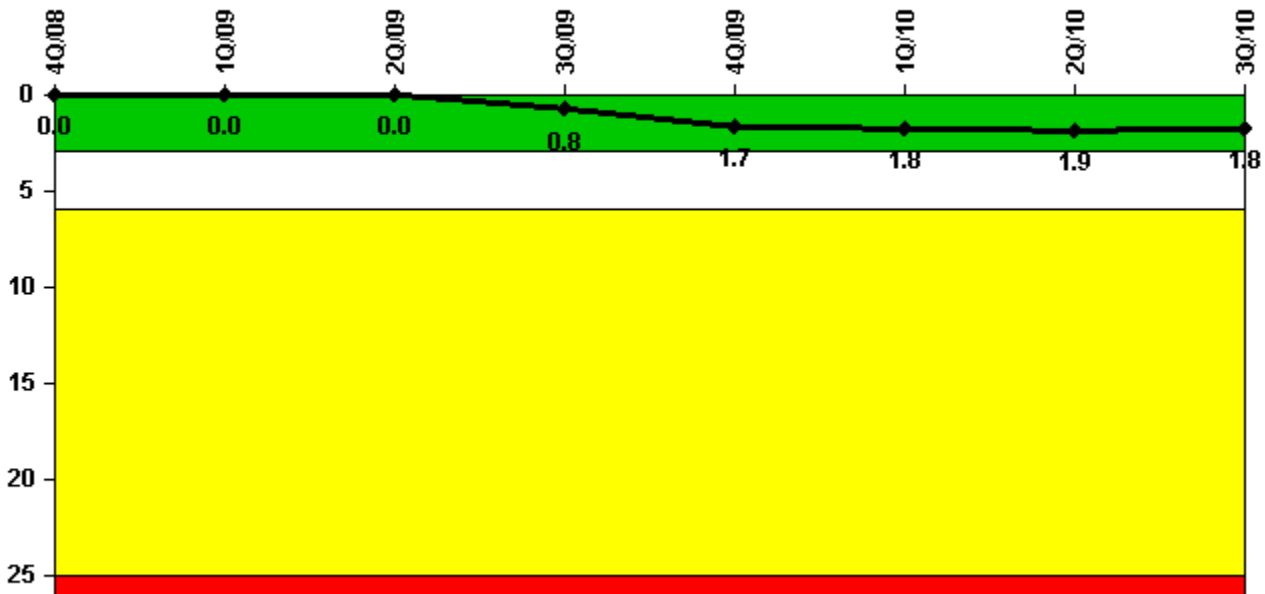


# Browns Ferry 3

## 3Q/2010 Performance Indicators

Licensee's General Comments: none

### Unplanned Scrams per 7000 Critical Hrs



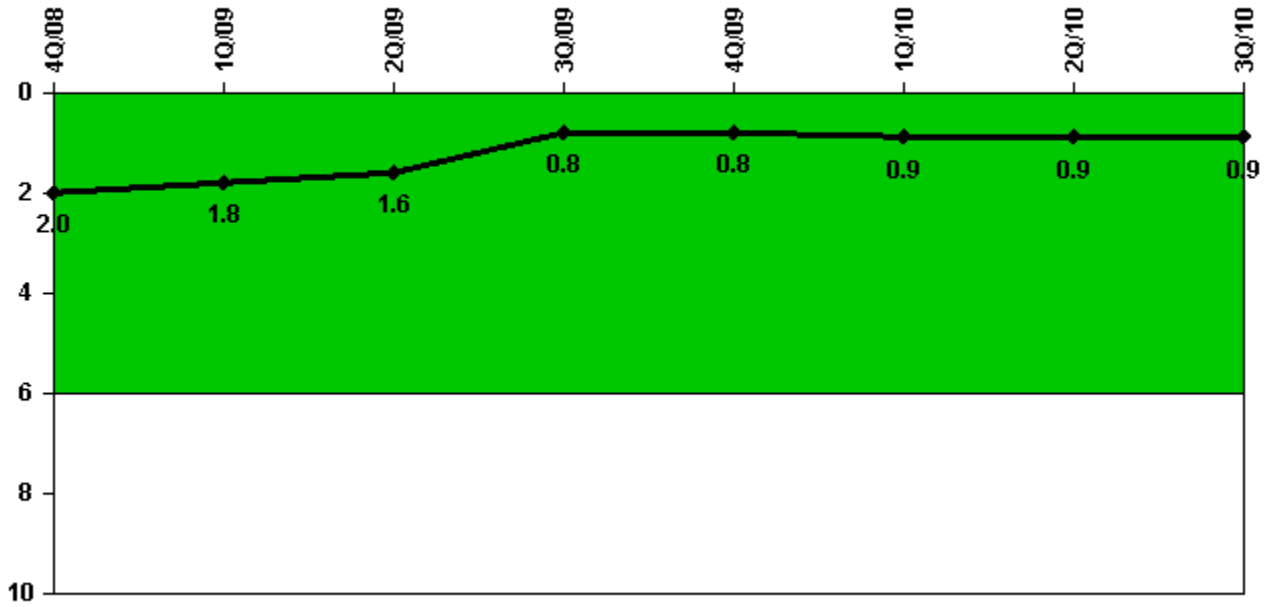
Thresholds: White > 3.0 Yellow > 6.0 Red > 25.0

### Notes

Unplanned Scrams per 7000 Critical Hrs	4Q/08	1Q/09	2Q/09	3Q/09	4Q/09	1Q/10	2Q/10	3Q/10
Unplanned scrams	0	0	0	1.0	1.0	0	0	1.0
Critical hours	2209.0	2159.0	2184.0	1992.8	2118.7	1377.0	2019.7	2169.4
Indicator value	0	0	0	0.8	1.7	1.8	1.9	1.8

Licensee Comments: none

## Unplanned Power Changes per 7000 Critical Hrs



Thresholds: White > 6.0

### Notes

Unplanned Power Changes per 7000 Critical Hrs	4Q/08	1Q/09	2Q/09	3Q/09	4Q/09	1Q/10	2Q/10	3Q/10
Unplanned power changes	0	0	0	1.0	0	0	0	1.0
Critical hours	2209.0	2159.0	2184.0	1992.8	2118.7	1377.0	2019.7	2169.4
Indicator value	2.0	1.8	1.6	0.8	0.8	0.9	0.9	0.9

Licensee Comments: none

## Unplanned Scrams with Complications



Thresholds: White > 1.0

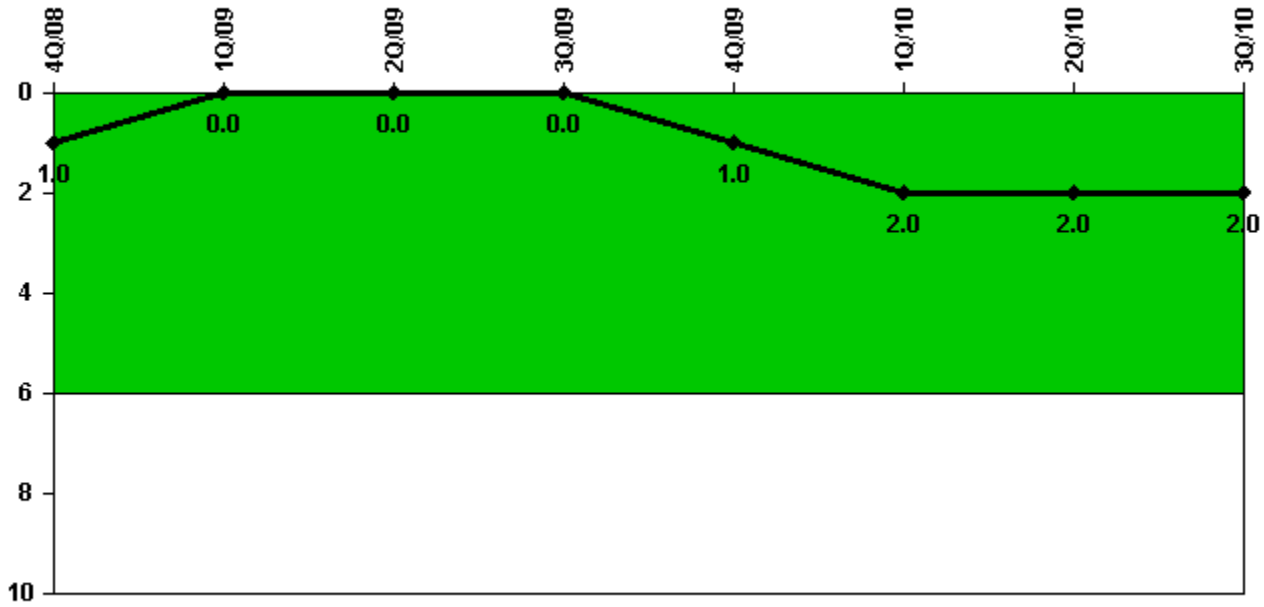
### Notes

Unplanned Scrams with Complications	4Q/08	1Q/09	2Q/09	3Q/09	4Q/09	1Q/10	2Q/10	3Q/10
Scrams with complications	0	0	0	0	0	0	0	0
Indicator value	0.0	0.0	0.0	0.0	0.0	0.0	0.0	0.0

Licensee Comments: none

---

## Safety System Functional Failures (BWR)



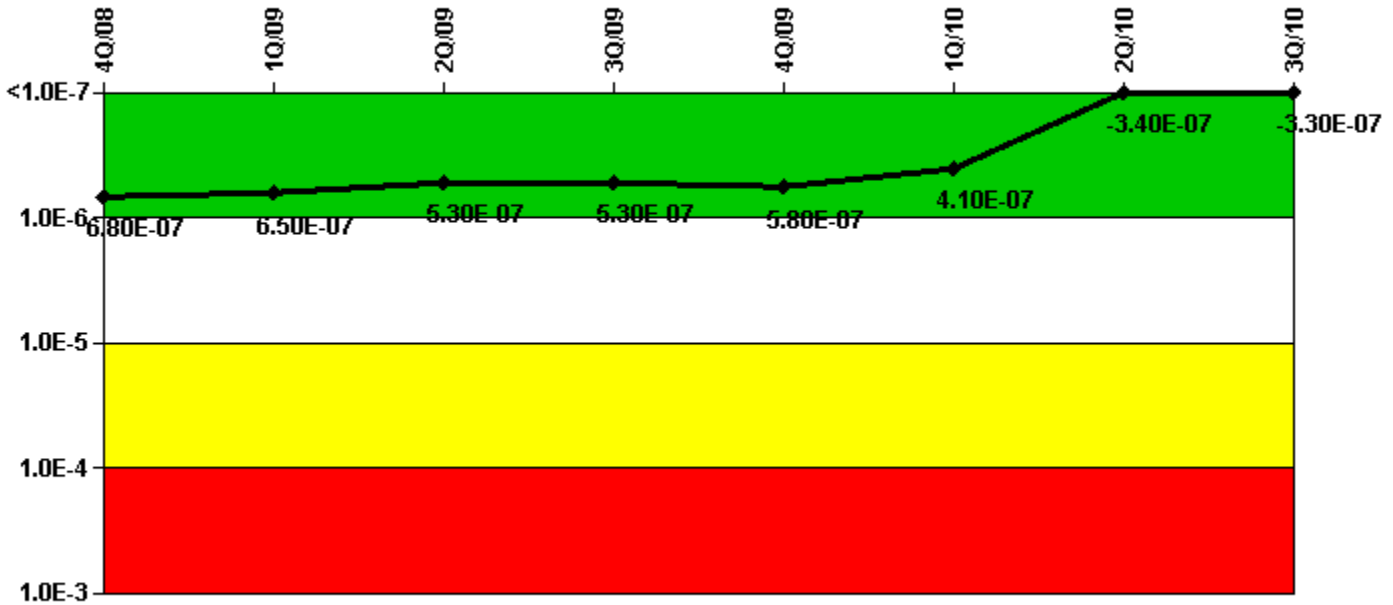
Thresholds: White > 6.0

### Notes

Safety System Functional Failures (BWR)	4Q/08	1Q/09	2Q/09	3Q/09	4Q/09	1Q/10	2Q/10	3Q/10
Safety System Functional Failures	0	0	0	0	1	1	0	0
Indicator value	1	0	0	0	1	2	2	2

Licensee Comments: none

# Mitigating Systems Performance Index, Emergency AC Power System



Thresholds: White > 1.00E-6 Yellow > 1.00E-5 Red > 1.00E-4

## Notes

Mitigating Systems Performance Index, Emergency AC Power System	4Q/08	1Q/09	2Q/09	3Q/09	4Q/09	1Q/10	2Q/10	3Q/10
UAI ( $\Delta$ CDF)	2.60E-07	2.30E-07	1.10E-07	1.10E-07	1.60E-07	1.66E-07	1.18E-07	1.21E-07
URI ( $\Delta$ CDF)	4.20E-07	4.20E-07	4.20E-07	4.20E-07	4.20E-07	2.42E-07	-4.56E-07	-4.56E-07
PLE	NO	NO	NO	NO	NO	NO	NO	NO
Indicator value	6.80E-07	6.50E-07	5.30E-07	5.30E-07	5.80E-07	4.10E-07	-3.40E-07	-3.30E-07

Licensee Comments: none

# Mitigating Systems Performance Index, High Pressure Injection System



Thresholds: White > 1.00E-6 Yellow > 1.00E-5 Red > 1.00E-4

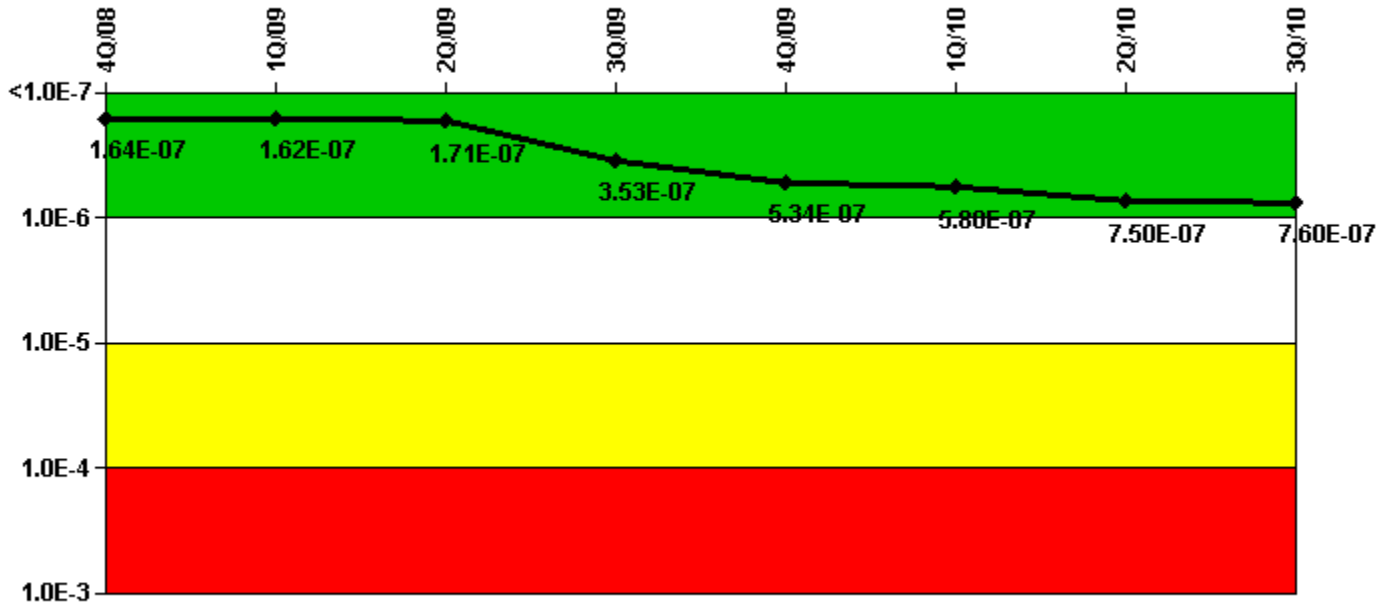
## Notes

Mitigating Systems Performance Index, High Pressure Injection System	4Q/08	1Q/09	2Q/09	3Q/09	4Q/09	1Q/10	2Q/10	3Q/10
UAI (ΔCDF)	-2.20E-08	-2.20E-08	-2.20E-08	-2.20E-08	2.70E-09	1.76E-08	1.86E-08	7.90E-09
URI (ΔCDF)	-4.70E-08	-4.70E-08	-4.70E-08	-4.80E-08	-4.80E-08	-1.91E-07	-1.91E-07	-1.92E-07
PLE	NO	NO	NO	NO	NO	NO	NO	NO
Indicator value	-6.90E-08	-6.90E-08	-6.90E-08	-7.00E-08	-4.53E-08	-1.70E-07	-1.70E-07	-1.80E-07

Licensee Comments:

3Q/10: HPCI and RCIC operational demands changed to estimates from actuals for all 3 units.

# Mitigating Systems Performance Index, Heat Removal System



Thresholds: White > 1.00E-6 Yellow > 1.00E-5 Red > 1.00E-4


## Notes

Mitigating Systems Performance Index, Heat Removal System	4Q/08	1Q/09	2Q/09	3Q/09	4Q/09	1Q/10	2Q/10	3Q/10
UAI ( $\Delta$ CDF)	3.40E-08	3.20E-08	4.10E-08	5.30E-08	5.40E-08	7.71E-08	6.32E-08	7.00E-08
URI ( $\Delta$ CDF)	1.30E-07	1.30E-07	1.30E-07	3.00E-07	4.80E-07	5.01E-07	6.88E-07	6.87E-07
PLE	NO	NO	NO	NO	NO	NO	NO	NO
Indicator value	1.64E-07	1.62E-07	1.71E-07	3.53E-07	5.34E-07	5.80E-07	7.50E-07	7.60E-07

Licensee Comments:

3Q/10: HPCI and RCIC operational demands changed to estimates from actuals for all 3 units.

# Mitigating Systems Performance Index, Residual Heat Removal System



Thresholds: White > 1.00E-6 Yellow > 1.00E-5 Red > 1.00E-4

## Notes

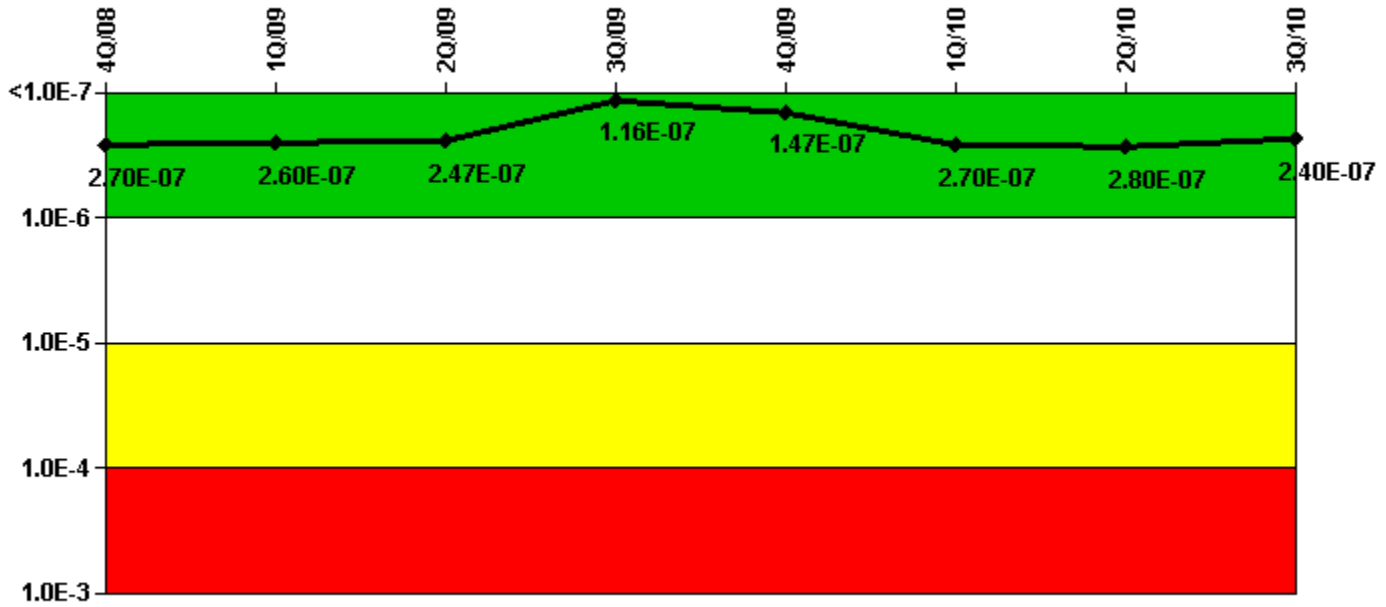
Mitigating Systems Performance Index, Residual Heat Removal System	4Q/08	1Q/09	2Q/09	3Q/09	4Q/09	1Q/10	2Q/10	3Q/10
UAI ( $\Delta$ CDF)	1.10E-07	1.70E-08	1.60E-08	5.20E-09	5.20E-08	1.29E-08	1.65E-08	-7.15E-09
URI ( $\Delta$ CDF)	5.60E-08	-5.50E-08	-5.60E-08	-5.90E-08	-6.00E-08	-2.15E-07	-4.88E-08	-4.93E-08
PLE	NO	NO	NO	NO	NO	NO	NO	NO
Indicator value	1.66E-07	-3.80E-08	-4.00E-08	-5.38E-08	-8.00E-09	-2.00E-07	-3.20E-08	-5.60E-08

Licensee Comments:

3Q/10: RHR operational demands and test demands changed to estimates from actuals for all 3 units.



# Mitigating Systems Performance Index, Cooling Water Systems




Thresholds: White > 1.00E-6 Yellow > 1.00E-5 Red > 1.00E-4

## Notes

Mitigating Systems Performance Index, Cooling Water Systems	4Q/08	1Q/09	2Q/09	3Q/09	4Q/09	1Q/10	2Q/10	3Q/10
UAI ( $\Delta$ CDF)	1.20E-07	1.10E-07	9.70E-08	9.90E-08	1.30E-07	1.49E-07	1.61E-07	1.48E-07
URI ( $\Delta$ CDF)	1.50E-07	1.50E-07	1.50E-07	1.70E-08	1.70E-08	1.21E-07	1.21E-07	9.28E-08
PLE	NO	NO	NO	NO	NO	NO	NO	NO
Indicator value	2.70E-07	2.60E-07	2.47E-07	1.16E-07	1.47E-07	2.70E-07	2.80E-07	2.40E-07

Licensee Comments: none

# Reactor Coolant System Activity



Thresholds: White > 50.0 Yellow > 100.0

## Notes

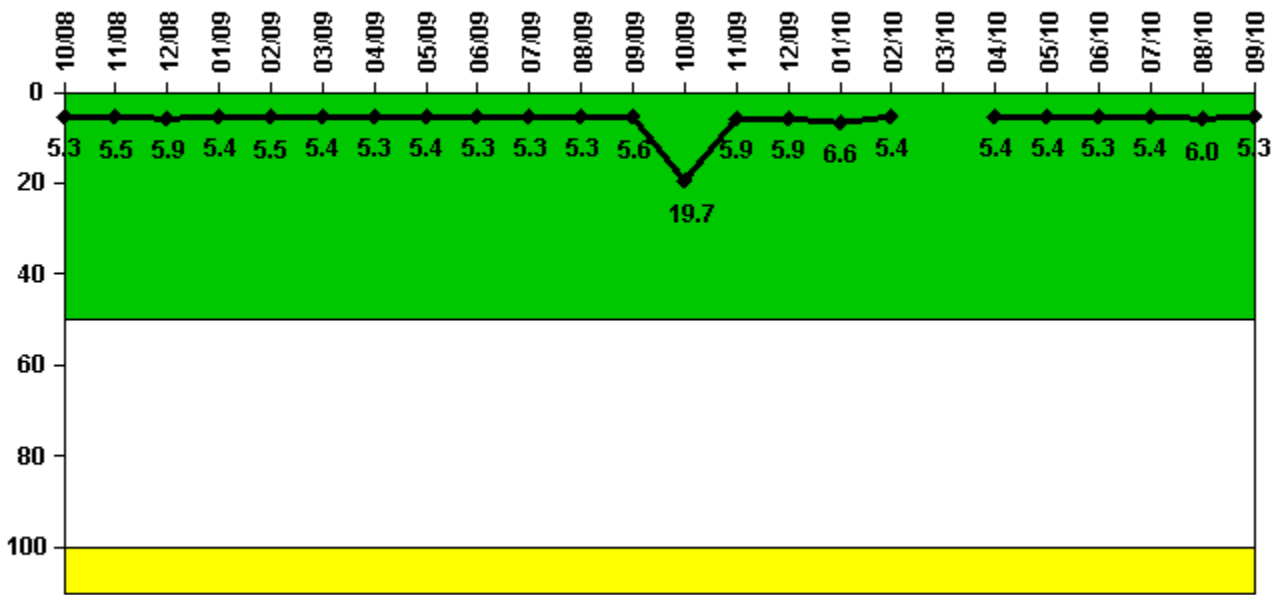
Reactor Coolant System Activity	10/08	11/08	12/08	1/09	2/09	3/09	4/09	5/09	6/09	7/09	8/09	9/09
Maximum activity	0.000052	0.000047	0.000062	0.000037	0.000042	0.000037	0.000057	0.000152	0.000056	0.000057	0.000064	0.000053
Technical specification limit	3.2	3.2	3.2	3.2	3.2	3.2	3.2	3.2	3.2	3.2	3.2	3.2
Indicator value	0	0	0	0	0	0	0	0	0	0	0	0

Reactor Coolant System Activity	10/09	11/09	12/09	1/10	2/10	3/10	4/10	5/10	6/10	7/10	8/10	9/10
Maximum activity	0.000063	0.000067	0.000038	0.000063	0.000056	N/A	0.000034	0.000050	0.000054	0.000044	0.000032	0.000059
Technical specification limit	3.2	3.2	3.2	3.2	3.2	3.2	3.2	3.2	3.2	3.2	3.2	3.2
Indicator value	0	0	0	0	0	N/A	0	0	0	0	0	0

Licensee Comments: none

## Reactor Coolant System Leakage



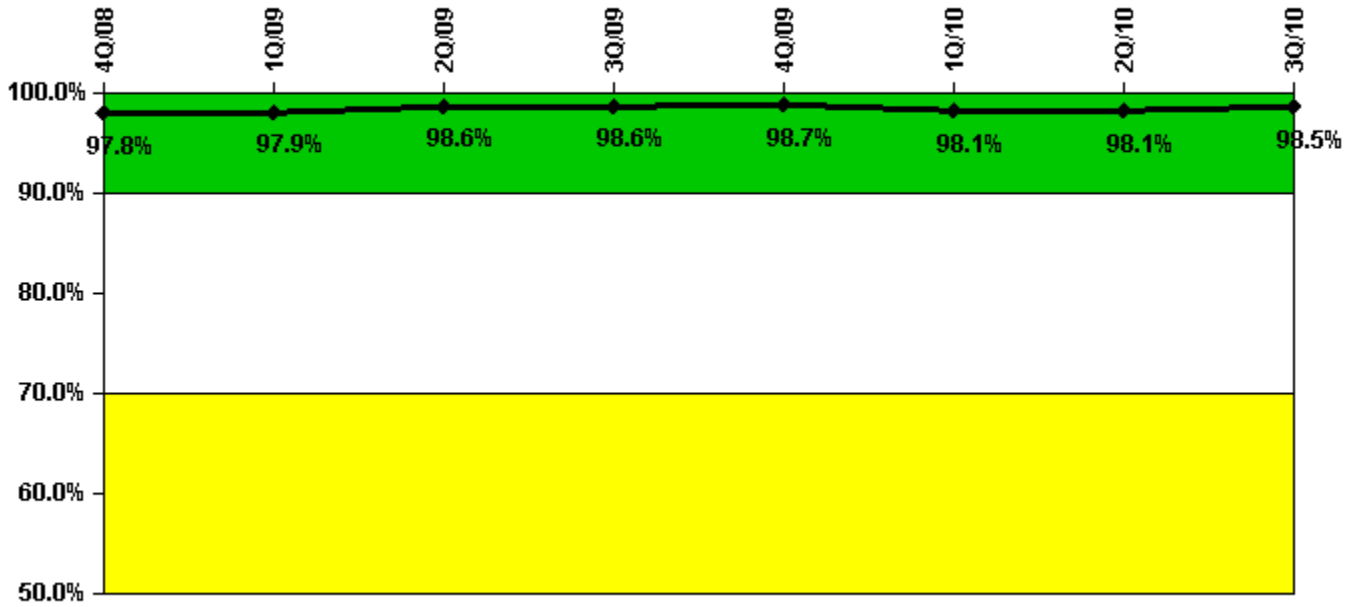
Thresholds: White > 50.0 Yellow > 100.0

### Notes

<b>Reactor Coolant System Leakage</b>	<b>10/08</b>	<b>11/08</b>	<b>12/08</b>	<b>1/09</b>	<b>2/09</b>	<b>3/09</b>	<b>4/09</b>	<b>5/09</b>	<b>6/09</b>	<b>7/09</b>	<b>8/09</b>	<b>9/09</b>
Maximum leakage	1.580	1.640	1.760	1.630	1.650	1.620	1.580	1.620	1.580	1.580	1.600	1.670
Technical specification limit	30.0	30.0	30.0	30.0	30.0	30.0	30.0	30.0	30.0	30.0	30.0	30.0
Indicator value	5.3	5.5	5.9	5.4	5.5	5.4	5.3	5.4	5.3	5.3	5.3	5.6
<b>Reactor Coolant System Leakage</b>	<b>10/09</b>	<b>11/09</b>	<b>12/09</b>	<b>1/10</b>	<b>2/10</b>	<b>3/10</b>	<b>4/10</b>	<b>5/10</b>	<b>6/10</b>	<b>7/10</b>	<b>8/10</b>	<b>9/10</b>
Maximum leakage	5.900	1.760	1.780	1.990	1.610	N/A	1.610	1.620	1.580	1.630	1.800	1.590
Technical specification limit	30.0	30.0	30.0	30.0	30.0	30.0	30.0	30.0	30.0	30.0	30.0	30.0
Indicator value	19.7	5.9	5.9	6.6	5.4	N/A	5.4	5.4	5.3	5.4	6.0	5.3

Licensee Comments: none

## Drill/Exercise Performance



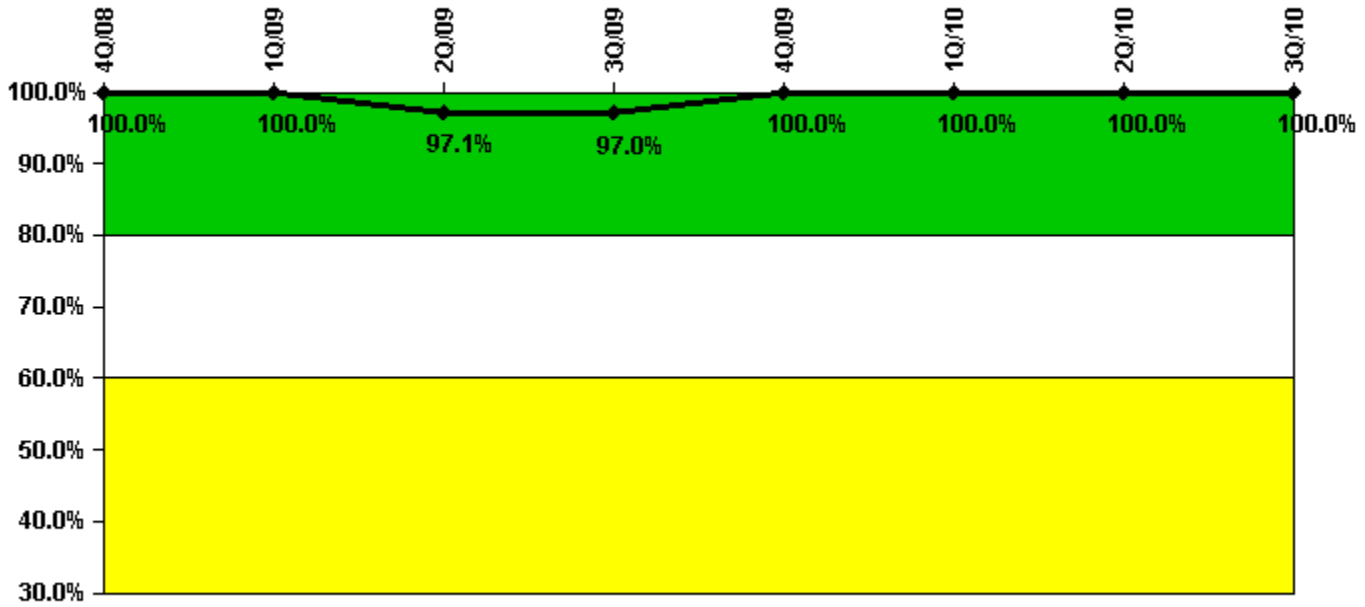
Thresholds: White < 90.0% Yellow < 70.0%

### Notes

Drill/Exercise Performance	4Q/08	1Q/09	2Q/09	3Q/09	4Q/09	1Q/10	2Q/10	3Q/10
Successful opportunities	47.0	10.0	4.0	8.0	71.0	5.0	8.0	50.0
Total opportunities	48.0	10.0	4.0	8.0	72.0	6.0	8.0	50.0
Indicator value	97.8%	97.9%	98.6%	98.6%	98.7%	98.1%	98.1%	98.5%

Licensee Comments: none

## ERO Drill Participation



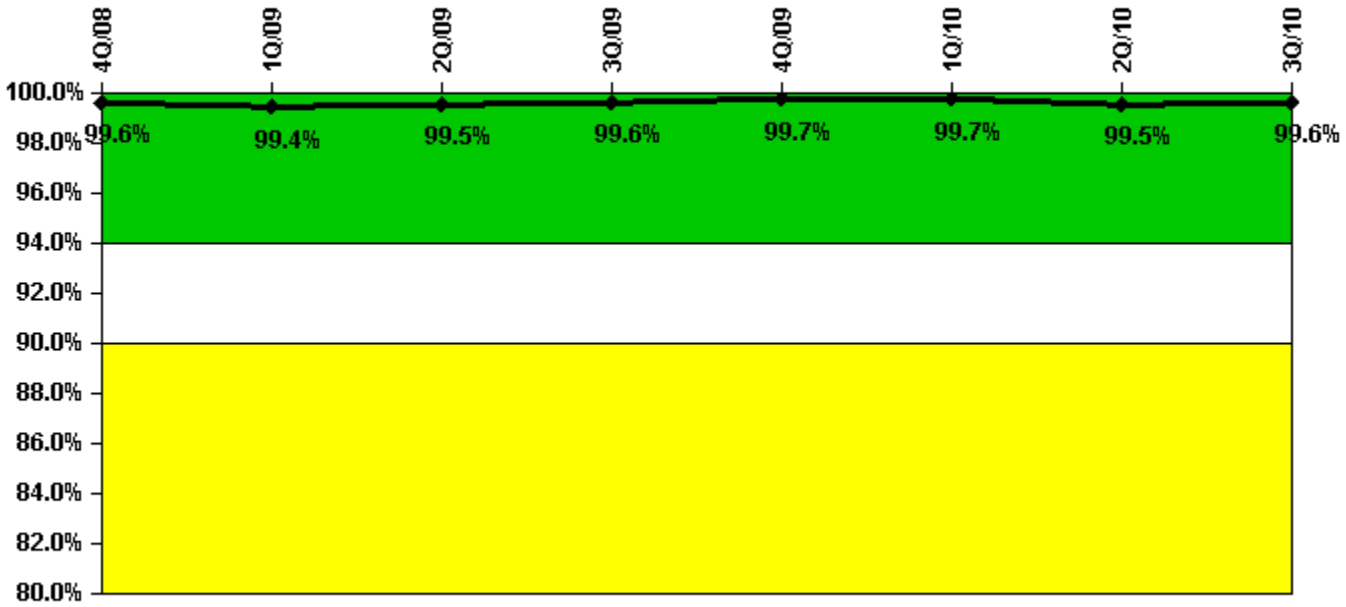
Thresholds: White < 80.0% Yellow < 60.0%

### Notes

ERO Drill Participation	4Q/08	1Q/09	2Q/09	3Q/09	4Q/09	1Q/10	2Q/10	3Q/10
Participating Key personnel	67.0	73.0	66.0	64.0	69.0	72.0	73.0	73.0
Total Key personnel	67.0	73.0	68.0	66.0	69.0	72.0	73.0	73.0
Indicator value	100.0%	100.0%	97.1%	97.0%	100.0%	100.0%	100.0%	100.0%

Licensee Comments: none

# Alert & Notification System



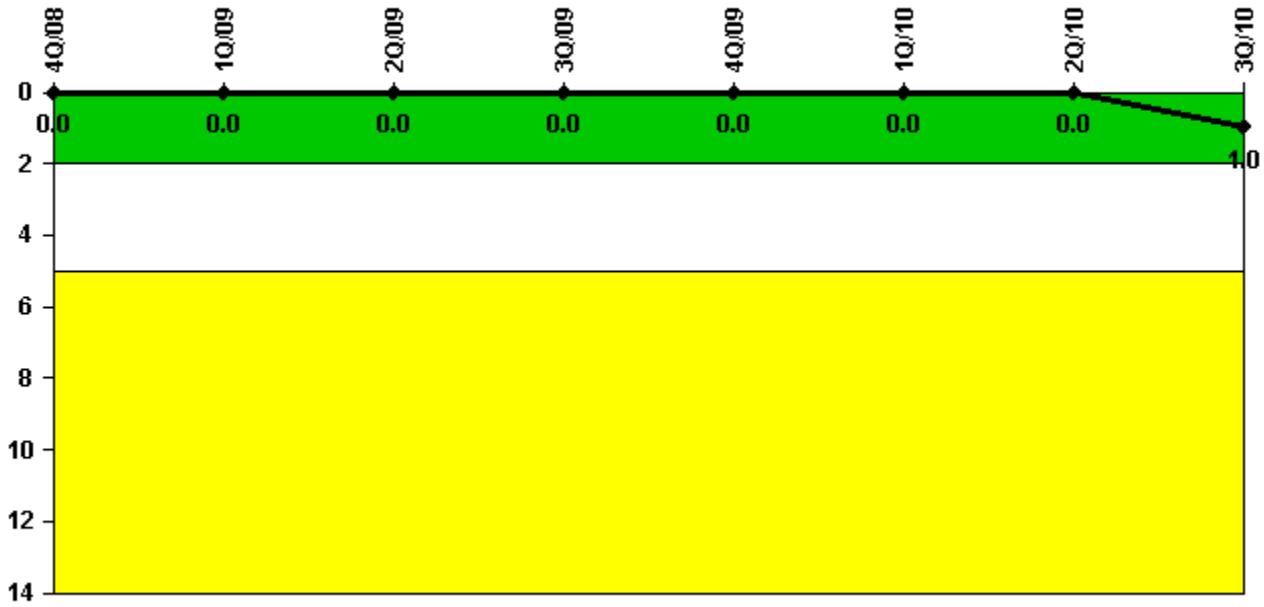
Thresholds: White < 94.0% Yellow < 90.0%

## Notes

Alert & Notification System	4Q/08	1Q/09	2Q/09	3Q/09	4Q/09	1Q/10	2Q/10	3Q/10
Successful siren-tests	597	994	600	897	698	897	693	898
Total sirens-tests	600	1000	600	900	700	900	700	900
Indicator value	99.6%	99.4%	99.5%	99.6%	99.7%	99.7%	99.5%	99.6%

Licensee Comments: none

# Occupational Exposure Control Effectiveness



Thresholds: White > 2.0 Yellow > 5.0

## Notes

Occupational Exposure Control Effectiveness	4Q/08	1Q/09	2Q/09	3Q/09	4Q/09	1Q/10	2Q/10	3Q/10
High radiation area occurrences	0	0	0	0	0	0	0	1
Very high radiation area occurrences	0	0	0	0	0	0	0	0
Unintended exposure occurrences	0	0	0	0	0	0	0	0
<b>Indicator value</b>	<b>0</b>	<b>0</b>	<b>0</b>	<b>0</b>	<b>0</b>	<b>0</b>	<b>0</b>	<b>1</b>

Licensee Comments: none

# RETS/ODCM Radiological Effluent



Thresholds: White > 1.0 Yellow > 3.0

## Notes

RETS/ODCM Radiological Effluent	4Q/08	1Q/09	2Q/09	3Q/09	4Q/09	1Q/10	2Q/10	3Q/10
RETS/ODCM occurrences	0	0	0	0	0	0	0	0
Indicator value	0	0	0	0	0	0	0	0

Licensee Comments: none

[Security](#) information not publicly available.