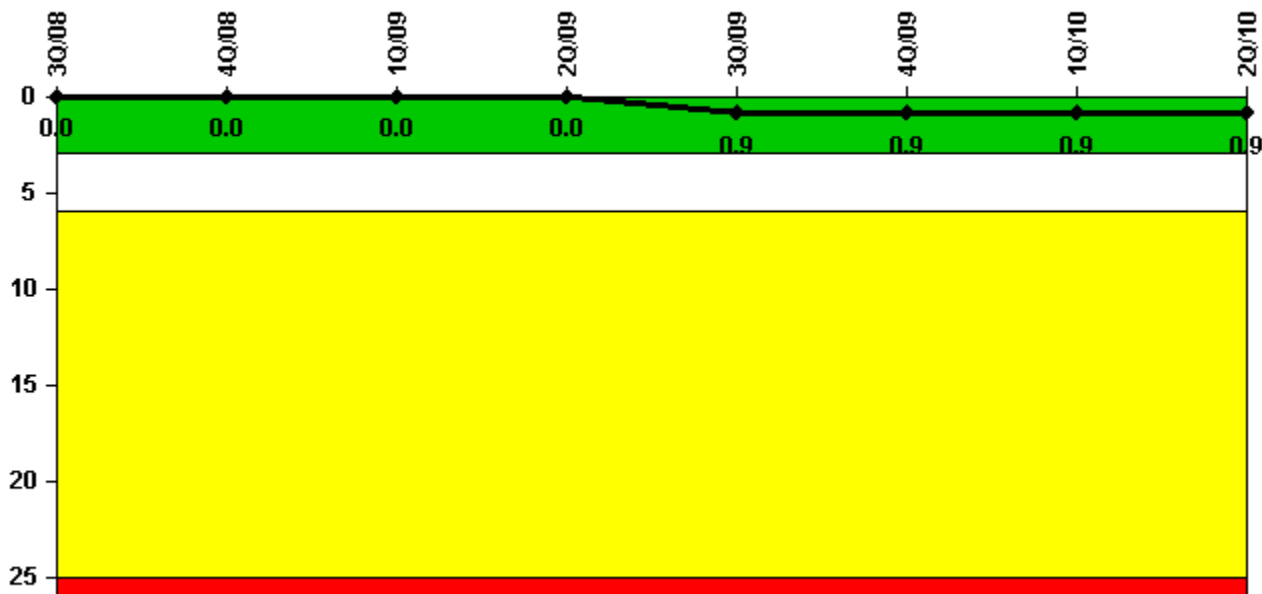


# Peach Bottom 3

## 2Q/2010 Performance Indicators

Licensee's General Comments: Error in data reporting. Does not affect color of the indicator.

### Unplanned Scrams per 7000 Critical Hrs



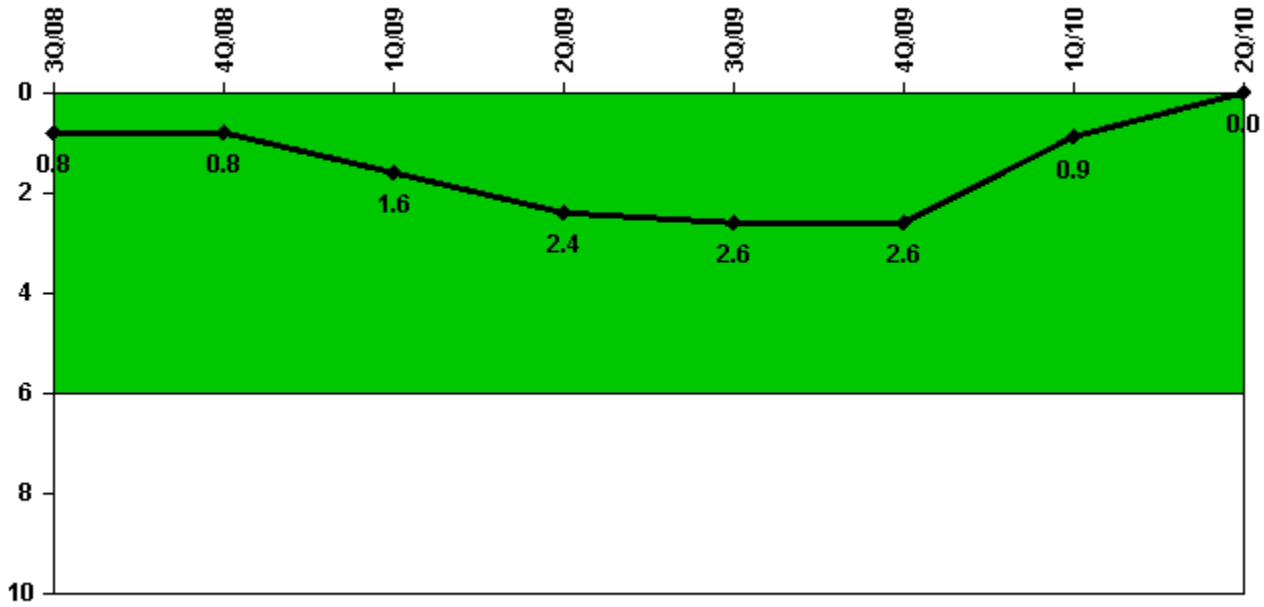
Thresholds: White > 3.0 Yellow > 6.0 Red > 25.0

### Notes

Unplanned Scrams per 7000 Critical Hrs	3Q/08	4Q/08	1Q/09	2Q/09	3Q/09	4Q/09	1Q/10	2Q/10
Unplanned scrams	0	0	0	0	1.0	0	0	0
Critical hours	2208.0	2209.0	2035.6	2184.0	1798.7	1955.5	2159.0	2184.0
Indicator value	0	0	0	0	0.9	0.9	0.9	0.9

Licensee Comments: none

## Unplanned Power Changes per 7000 Critical Hrs



Thresholds: White > 6.0

### Notes

Unplanned Power Changes per 7000 Critical Hrs	3Q/08	4Q/08	1Q/09	2Q/09	3Q/09	4Q/09	1Q/10	2Q/10
Unplanned power changes	0	0	2.0	1.0	0	0	0	0
Critical hours	2208.0	2209.0	2035.6	2184.0	1798.7	1955.5	2159.0	2184.0
Indicator value	0.8	0.8	1.6	2.4	2.6	2.6	0.9	0

Licensee Comments: none

# Unplanned Scrams with Complications



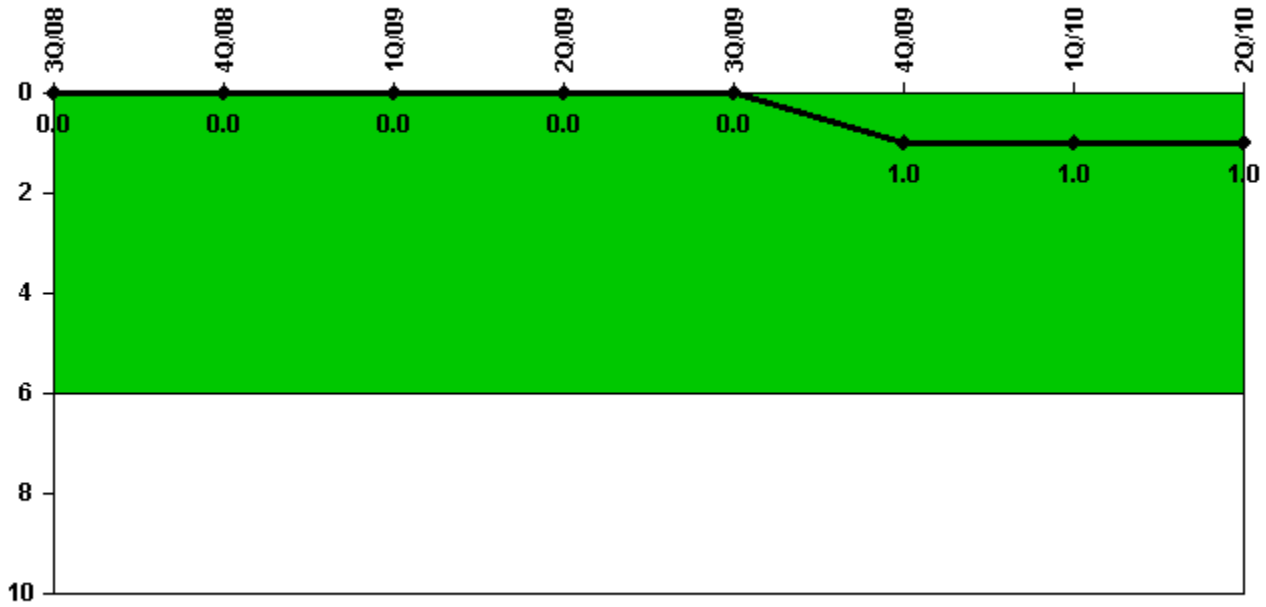
Thresholds: White > 1.0

## Notes

Unplanned Scrams with Complications	3Q/08	4Q/08	1Q/09	2Q/09	3Q/09	4Q/09	1Q/10	2Q/10
Scrams with complications	0	0	0	0	0	0	0	0
Indicator value	0.0	0.0	0.0	0.0	0.0	0.0	0.0	0.0

Licensee Comments: none

## Safety System Functional Failures (BWR)




Thresholds: White > 6.0

### Notes

Safety System Functional Failures (BWR)	3Q/08	4Q/08	1Q/09	2Q/09	3Q/09	4Q/09	1Q/10	2Q/10
Safety System Functional Failures	0	0	0	0	0	1	0	0
Indicator value	0	0	0	0	0	1	1	1

Licensee Comments: none

# Mitigating Systems Performance Index, Emergency AC Power System




Thresholds: White > 1.00E-6 Yellow > 1.00E-5 Red > 1.00E-4

## Notes

Mitigating Systems Performance Index, Emergency AC Power System	3Q/08	4Q/08	1Q/09	2Q/09	3Q/09	4Q/09	1Q/10	2Q/10
UAI ( $\Delta$ CDF)	1.10E-07	1.50E-08	4.60E-08	1.30E-07	8.30E-08	3.30E-08	-2.91E-08	-3.18E-08
URI ( $\Delta$ CDF)	-3.90E-07	-3.80E-07	-3.80E-07	-3.60E-07	-3.40E-07	2.40E-08	3.02E-08	2.66E-08
PLE	NO	NO	NO	NO	NO	NO	NO	NO
Indicator value	-2.80E-07	-3.65E-07	-3.34E-07	-2.30E-07	-2.57E-07	5.70E-08	1.10E-09	-5.20E-09

Licensee Comments: none

# Mitigating Systems Performance Index, High Pressure Injection System



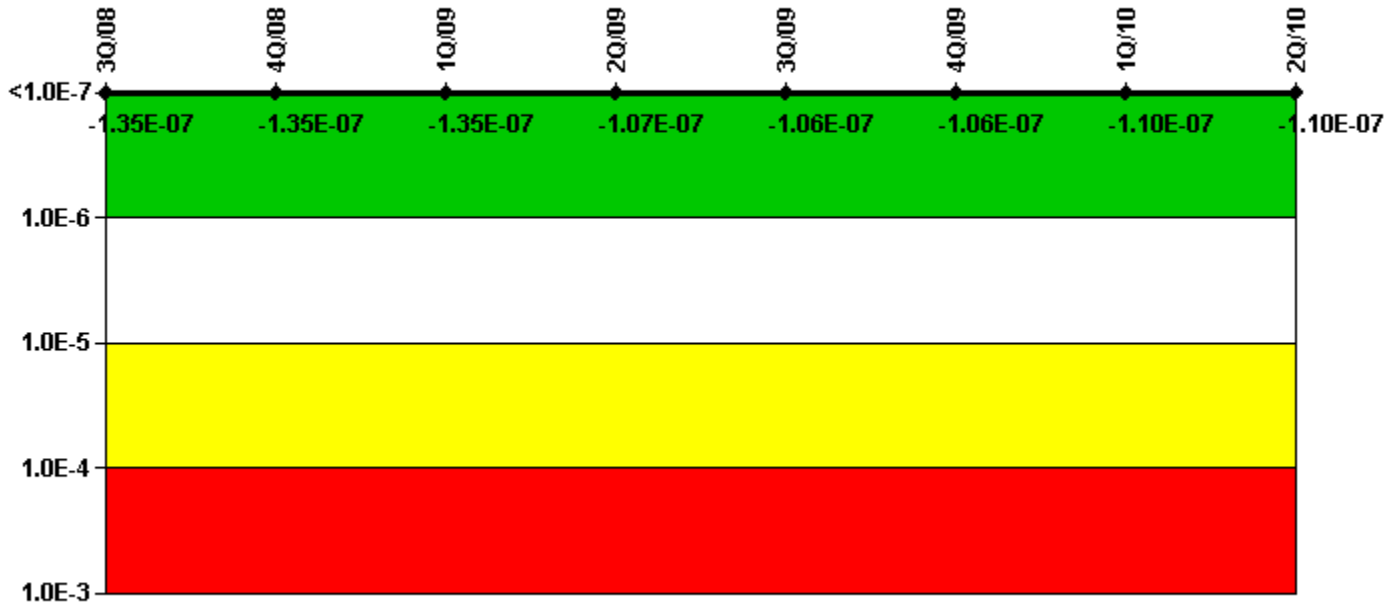
Thresholds: White > 1.00E-6 Yellow > 1.00E-5 Red > 1.00E-4

## Notes

Mitigating Systems Performance Index, High Pressure Injection System	3Q/08	4Q/08	1Q/09	2Q/09	3Q/09	4Q/09	1Q/10	2Q/10
UAI ( $\Delta$ CDF)	-5.40E-09	-5.80E-09	3.90E-09	-2.30E-08	-2.30E-08	-2.30E-08	-2.28E-08	-2.28E-08
URI ( $\Delta$ CDF)	-7.10E-08	-7.10E-08	-7.10E-08	-7.10E-08	-7.10E-08	-7.10E-08	-7.08E-08	-7.08E-08
PLE	NO	NO	NO	NO	NO	NO	NO	NO
Indicator value	-7.64E-08	-7.68E-08	-6.71E-08	-9.40E-08	-9.40E-08	-9.40E-08	-9.40E-08	-9.40E-08

Licensee Comments: none

# Mitigating Systems Performance Index, Heat Removal System



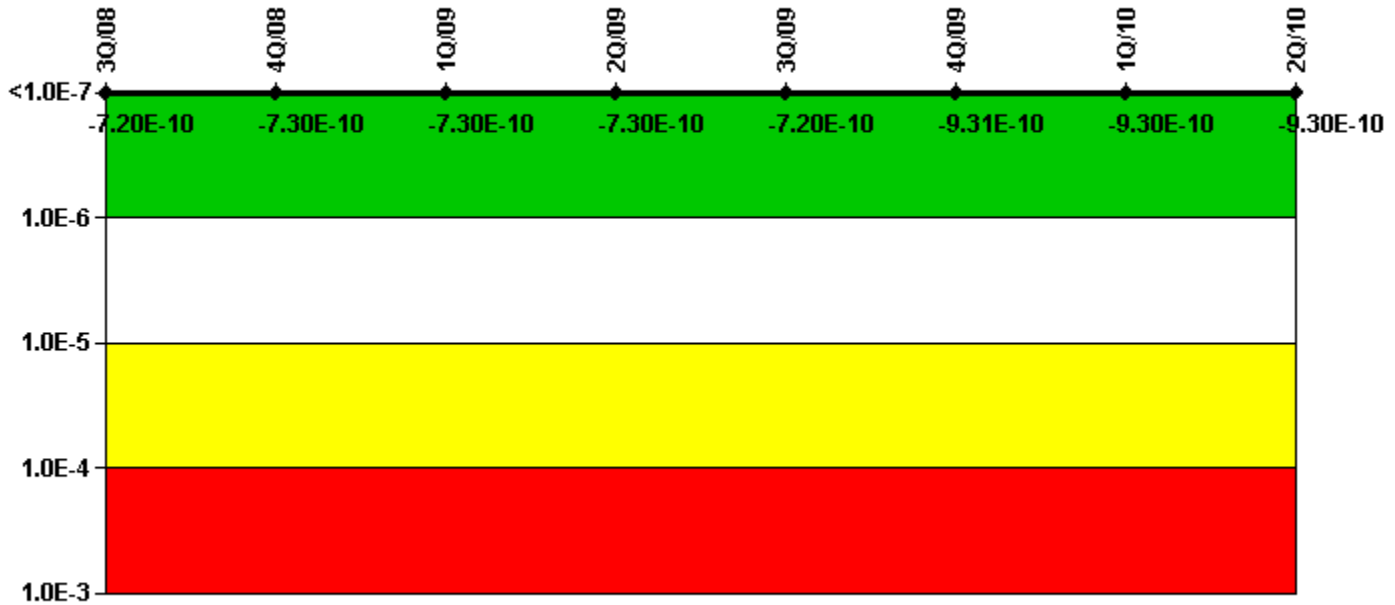
Thresholds: White > 1.00E-6 Yellow > 1.00E-5 Red > 1.00E-4

## Notes

Mitigating Systems Performance Index, Heat Removal System	3Q/08	4Q/08	1Q/09	2Q/09	3Q/09	4Q/09	1Q/10	2Q/10
UAI ( $\Delta$ CDF)	-1.50E-08	-1.50E-08	-1.50E-08	1.30E-08	1.40E-08	1.40E-08	1.44E-08	1.44E-08
URI ( $\Delta$ CDF)	-1.20E-07	-1.20E-07	-1.20E-07	-1.20E-07	-1.20E-07	-1.20E-07	-1.22E-07	-1.22E-07
PLE	NO	NO	NO	NO	NO	NO	NO	NO
Indicator value	-1.35E-07	-1.35E-07	-1.35E-07	-1.07E-07	-1.06E-07	-1.06E-07	-1.10E-07	-1.10E-07

Licensee Comments: none

# Mitigating Systems Performance Index, Residual Heat Removal System



Thresholds: White > 1.00E-6 Yellow > 1.00E-5 Red > 1.00E-4

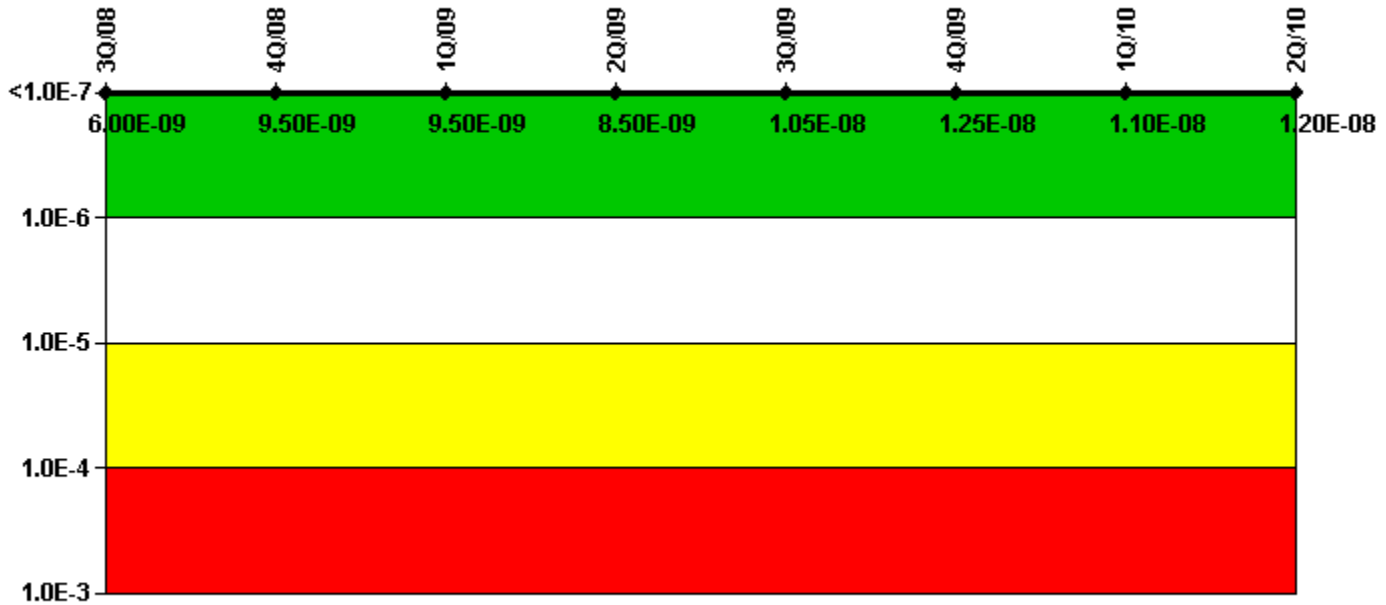
## Notes

Mitigating Systems Performance Index, Residual Heat Removal System	3Q/08	4Q/08	1Q/09	2Q/09	3Q/09	4Q/09	1Q/10	2Q/10
UAI ( $\Delta$ CDF)	1.50E-10	1.40E-10	1.40E-10	1.40E-10	1.50E-10	-6.10E-11	-6.05E-11	-6.05E-11
URI ( $\Delta$ CDF)	-8.70E-10	-8.70E-10	-8.70E-10	-8.70E-10	-8.70E-10	-8.70E-10	-8.67E-10	-8.67E-10
PLE	NO	NO	NO	NO	NO	NO	NO	NO
Indicator value	-7.20E-10	-7.30E-10	-7.30E-10	-7.30E-10	-7.20E-10	-9.31E-10	-9.30E-10	-9.30E-10

Licensee Comments: none



# Mitigating Systems Performance Index, Cooling Water Systems



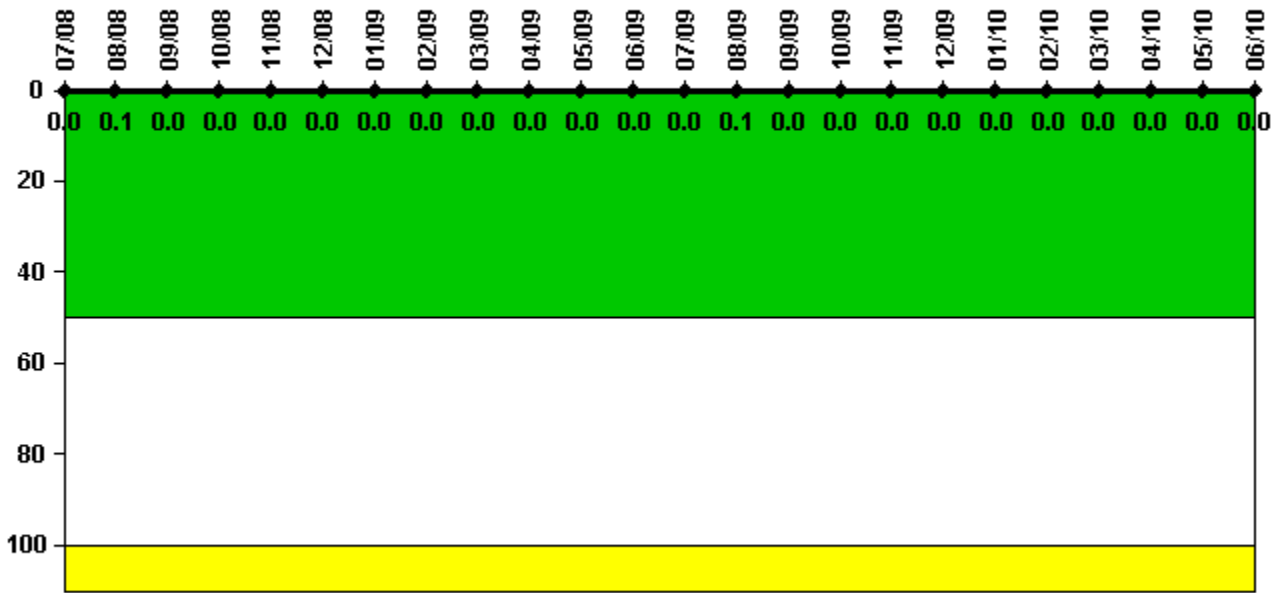
Thresholds: White > 1.00E-6 Yellow > 1.00E-5 Red > 1.00E-4

## Notes

Mitigating Systems Performance Index, Cooling Water Systems	3Q/08	4Q/08	1Q/09	2Q/09	3Q/09	4Q/09	1Q/10	2Q/10
UAI ( $\Delta$ CDF)	9.50E-09	1.30E-08	1.30E-08	1.20E-08	1.40E-08	1.60E-08	1.47E-08	1.54E-08
URI ( $\Delta$ CDF)	-3.50E-09	-3.50E-09	-3.50E-09	-3.50E-09	-3.50E-09	-3.50E-09	-3.51E-09	-3.51E-09
PLE	NO	NO	NO	NO	NO	NO	NO	NO
Indicator value	6.00E-09	9.50E-09	9.50E-09	8.50E-09	1.05E-08	1.25E-08	1.10E-08	1.20E-08

Licensee Comments: none

# Reactor Coolant System Activity




Thresholds: White > 50.0 Yellow > 100.0

## Notes

Reactor Coolant System Activity	7/08	8/08	9/08	10/08	11/08	12/08	1/09	2/09	3/09	4/09	5/09	6/09
Maximum activity	0.000091	0.000114	0.000085	0.000076	0.000041	0.000045	0.000058	0.000075	0.000068	0.000064	0.000058	0.000052
Technical specification limit	0.2	0.2	0.2	0.2	0.2	0.2	0.2	0.2	0.2	0.2	0.2	0.2
Indicator value	0	0.1	0	0	0	0	0	0	0	0	0	0
Reactor Coolant System Activity	7/09	8/09	9/09	10/09	11/09	12/09	1/10	2/10	3/10	4/10	5/10	6/10
Maximum activity	0.000074	0.000105	0.000074	0.000099	0.000025	0.000035	0.000057	0.000040	0.000035	0.000033	0.000031	0.000042
Technical specification limit	0.2	0.2	0.2	0.2	0.2	0.2	0.2	0.2	0.2	0.2	0.2	0.2
Indicator value	0	0.1	0	0	0	0	0	0	0	0	0	0

Licensee Comments: none

## Reactor Coolant System Leakage



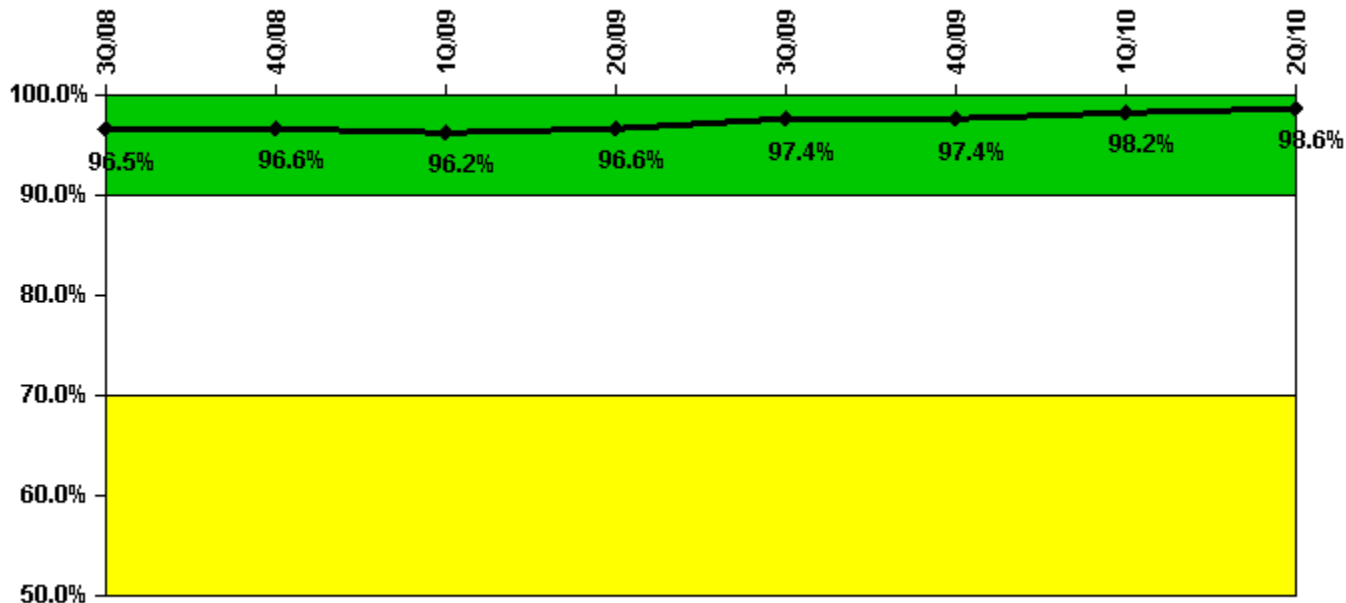
Thresholds: White > 50.0 Yellow > 100.0

### Notes

<b>Reactor Coolant System Leakage</b>	<b>7/08</b>	<b>8/08</b>	<b>9/08</b>	<b>10/08</b>	<b>11/08</b>	<b>12/08</b>	<b>1/09</b>	<b>2/09</b>	<b>3/09</b>	<b>4/09</b>	<b>5/09</b>	<b>6/09</b>
Maximum leakage	1.680	1.680	1.680	1.670	1.660	1.620	1.600	1.650	1.680	1.680	1.700	1.580
Technical specification limit	25.0	25.0	25.0	25.0	25.0	25.0	25.0	25.0	25.0	25.0	25.0	25.0
Indicator value	6.7	6.7	6.7	6.7	6.6	6.5	6.4	6.6	6.7	6.7	6.8	6.3
<b>Reactor Coolant System Leakage</b>	<b>7/09</b>	<b>8/09</b>	<b>9/09</b>	<b>10/09</b>	<b>11/09</b>	<b>12/09</b>	<b>1/10</b>	<b>2/10</b>	<b>3/10</b>	<b>4/10</b>	<b>5/10</b>	<b>6/10</b>
Maximum leakage	1.750	1.740	1.780	1.790	1.770	1.610	1.770	1.630	1.680	1.740	1.750	1.770
Technical specification limit	25.0	25.0	25.0	25.0	25.0	25.0	25.0	25.0	25.0	25.0	25.0	25.0
Indicator value	7.0	7.0	7.1	7.2	7.1	6.4	7.1	6.5	6.7	7.0	7.0	7.1

Licensee Comments: none

## Drill/Exercise Performance



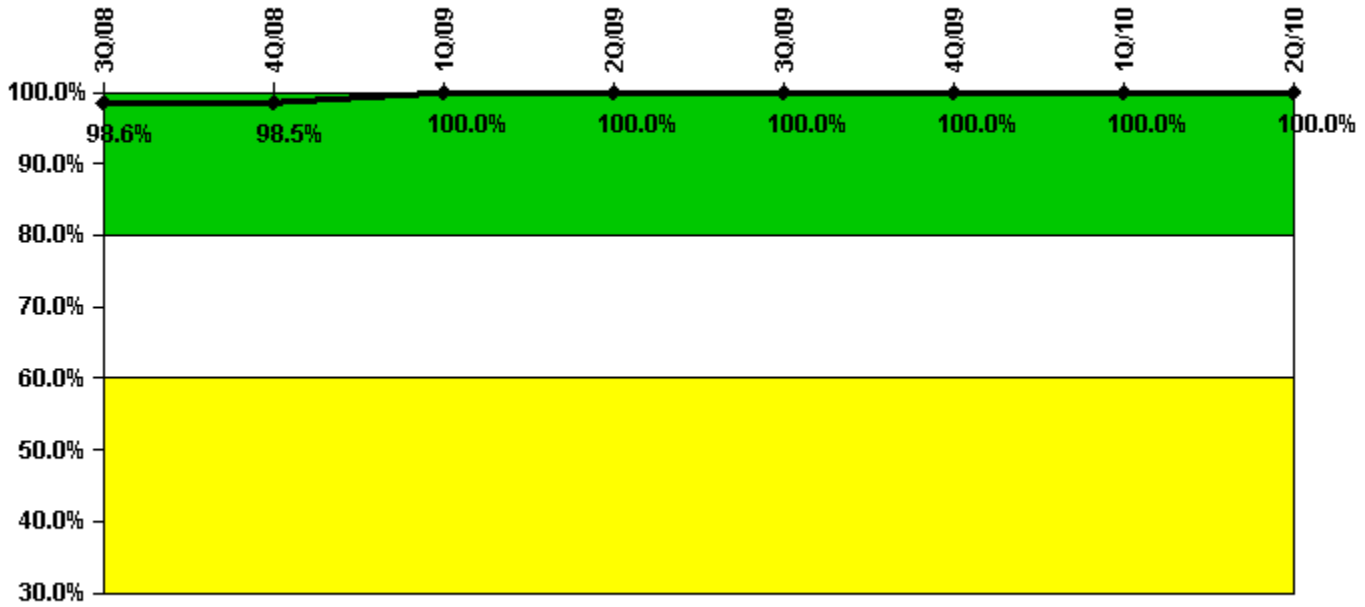
Thresholds: White < 90.0% Yellow < 70.0%

### Notes

Drill/Exercise Performance	3Q/08	4Q/08	1Q/09	2Q/09	3Q/09	4Q/09	1Q/10	2Q/10
Successful opportunities	22.0	36.0	71.0	37.0	47.0	14.0	73.0	57.0
Total opportunities	22.0	36.0	73.0	38.0	48.0	14.0	74.0	57.0
Indicator value	96.5%	96.6%	96.2%	96.6%	97.4%	97.4%	98.2%	98.6%

Licensee Comments: none

# ERO Drill Participation



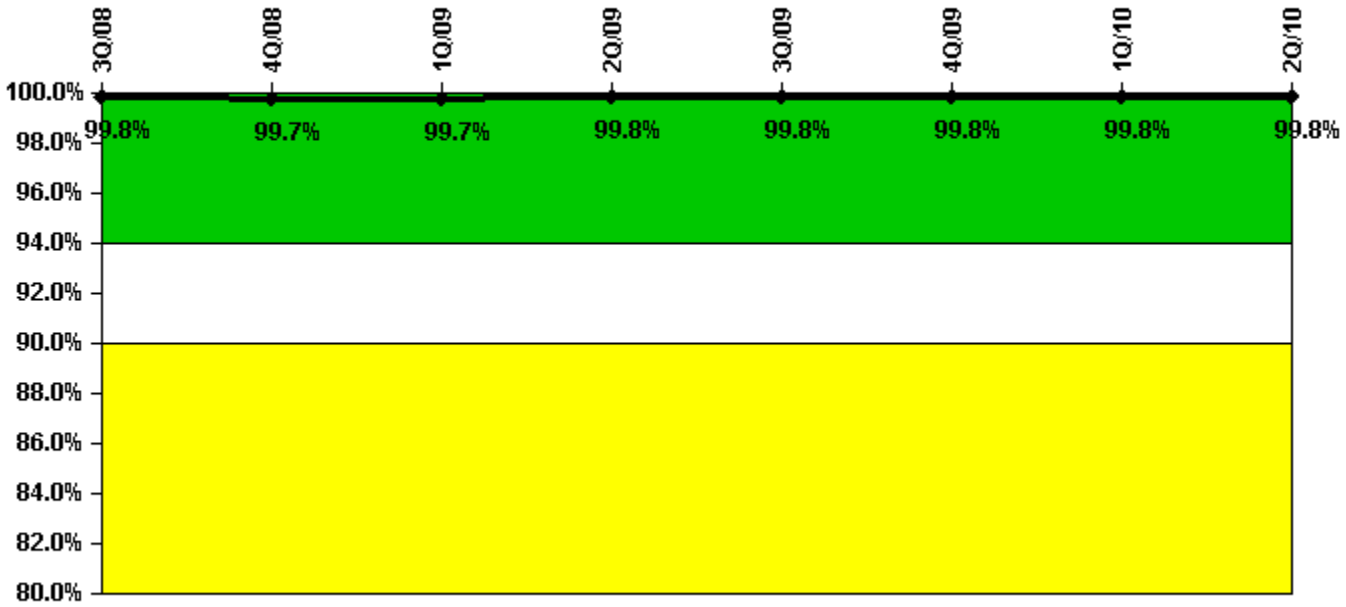
Thresholds: White < 80.0% Yellow < 60.0%

## Notes

ERO Drill Participation	3Q/08	4Q/08	1Q/09	2Q/09	3Q/09	4Q/09	1Q/10	2Q/10
Participating Key personnel	71.0	67.0	68.0	71.0	69.0	67.0	68.0	68.0
Total Key personnel	72.0	68.0	68.0	71.0	69.0	67.0	68.0	68.0
Indicator value	98.6%	98.5%	100.0%	100.0%	100.0%	100.0%	100.0%	100.0%

Licensee Comments: none

# Alert & Notification System



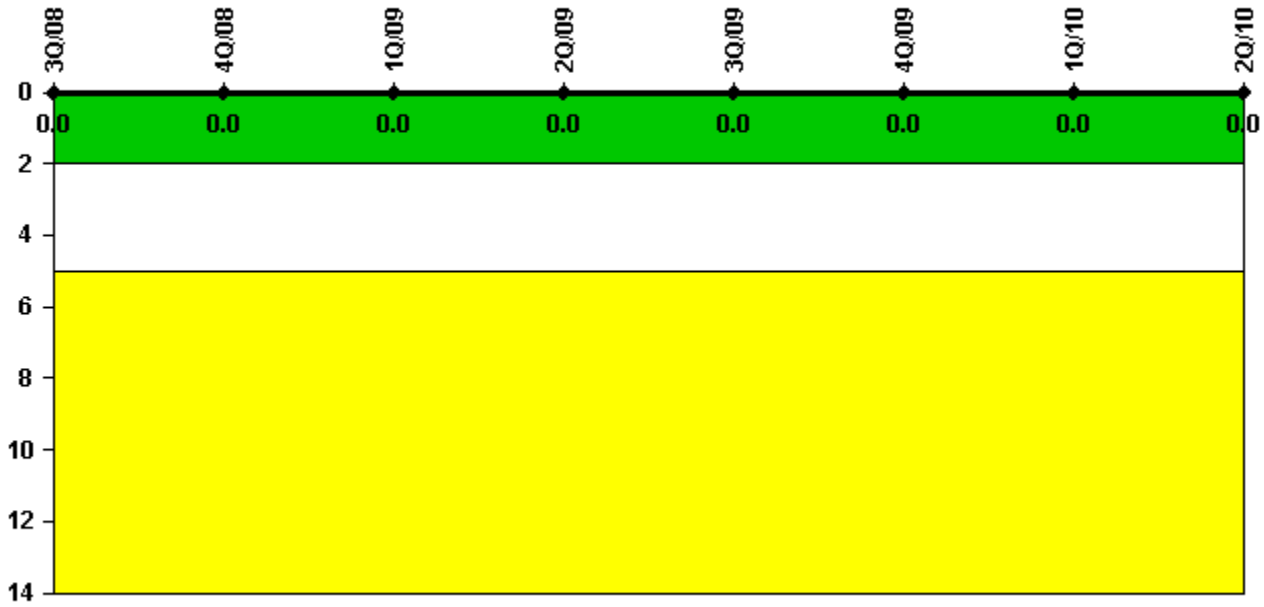
Thresholds: White < 94.0% Yellow < 90.0%

## Notes

Alert & Notification System	3Q/08	4Q/08	1Q/09	2Q/09	3Q/09	4Q/09	1Q/10	2Q/10
Successful siren-tests	1259	1355	1162	1257	1355	1259	1259	1260
Total sirens-tests	1261	1358	1164	1261	1358	1261	1261	1261
Indicator value	99.8%	99.7%	99.7%	99.8%	99.8%	99.8%	99.8%	99.8%

Licensee Comments: none

# Occupational Exposure Control Effectiveness



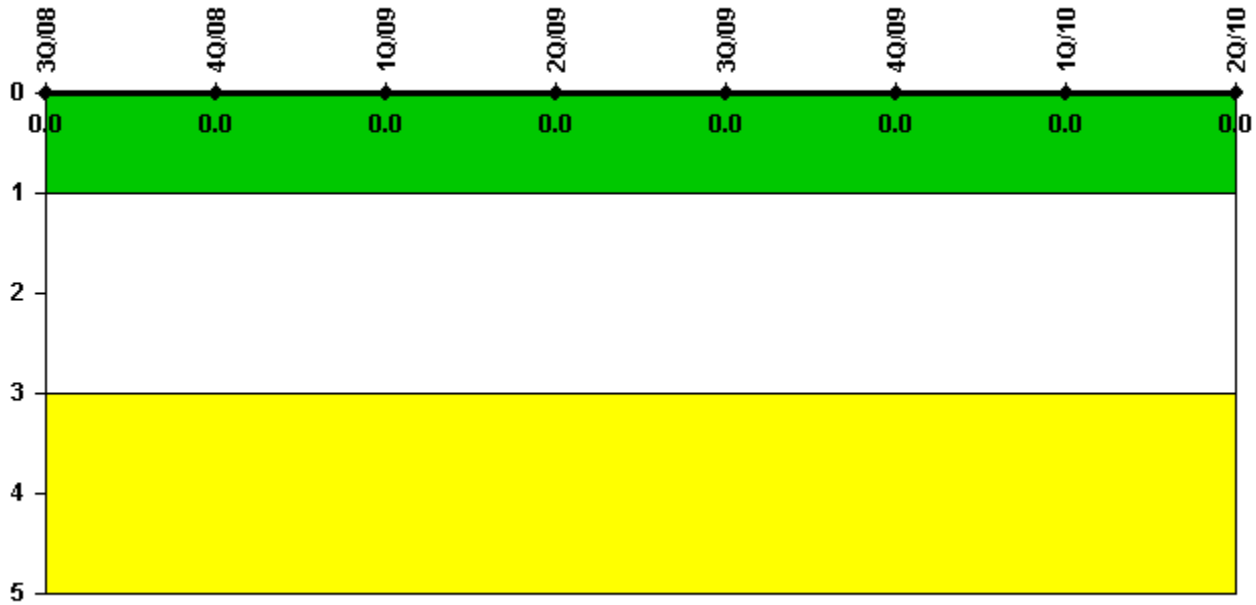
**Thresholds: White > 2.0 Yellow > 5.0**

## Notes

Occupational Exposure Control Effectiveness	3Q/08	4Q/08	1Q/09	2Q/09	3Q/09	4Q/09	1Q/10	2Q/10
High radiation area occurrences	0	0	0	0	0	0	0	0
Very high radiation area occurrences	0	0	0	0	0	0	0	0
Unintended exposure occurrences	0	0	0	0	0	0	0	0
<b>Indicator value</b>	<b>0</b>	<b>0</b>	<b>0</b>	<b>0</b>	<b>0</b>	<b>0</b>	<b>0</b>	<b>0</b>

Licensee Comments: none

## RETS/ODCM Radiological Effluent



Thresholds: White > 1.0 Yellow > 3.0

### Notes

RETS/ODCM Radiological Effluent	3Q/08	4Q/08	1Q/09	2Q/09	3Q/09	4Q/09	1Q/10	2Q/10
RETS/ODCM occurrences	0	0	0	0	0	0	0	0
Indicator value	0	0	0	0	0	0	0	0

Licensee Comments: none

[Security](#) information not publicly available.