


Nine Mile Point 1

2Q/2010 Performance Indicators

Licensee's General Comments: Unit 1 RCS leakage was reported in April 2009 as 5.372. It should have been 7.207. This has been corrected. This change has no impact on the color of the indicator.

Unplanned Scrams per 7000 Critical Hrs



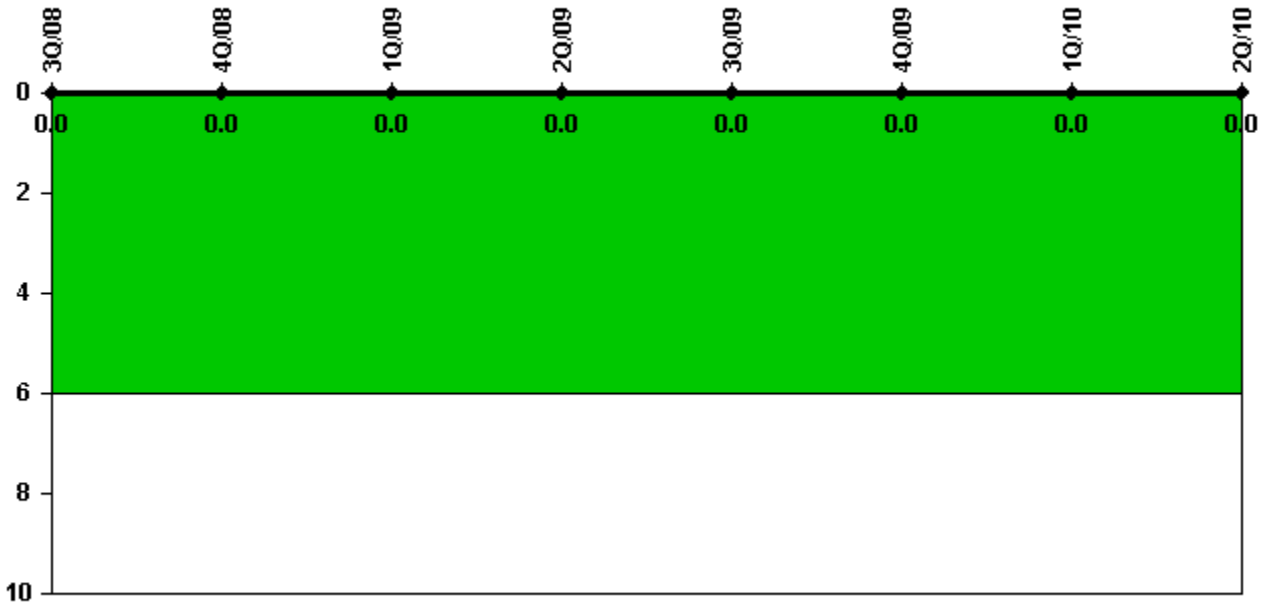
Thresholds: White > 3.0 Yellow > 6.0 Red > 25.0

Notes

Unplanned Scrams per 7000 Critical Hrs	3Q/08	4Q/08	1Q/09	2Q/09	3Q/09	4Q/09	1Q/10	2Q/10
Unplanned scrams	0	1.0	0	0	0	1.0	0	0
Critical hours	2208.0	2149.7	1896.3	1988.9	2208.0	2151.4	2159.0	2184.0
Indicator value	0	0.8	0.8	0.8	0.8	0.8	0.8	0.8

Licensee Comments: none

Unplanned Power Changes per 7000 Critical Hrs



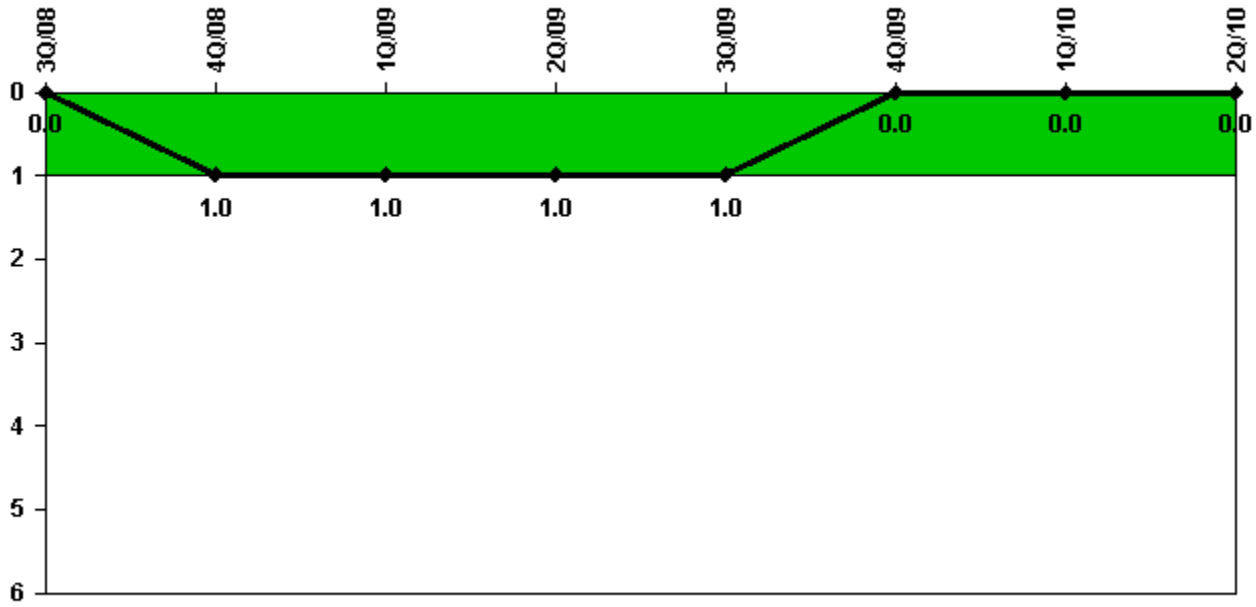
Thresholds: White > 6.0

Notes

Unplanned Power Changes per 7000 Critical Hrs	3Q/08	4Q/08	1Q/09	2Q/09	3Q/09	4Q/09	1Q/10	2Q/10
Unplanned power changes	0	0	0	0	0	0	0	0
Critical hours	2208.0	2149.7	1896.3	1988.9	2208.0	2151.4	2159.0	2184.0
Indicator value	0	0	0	0	0	0	0	0

Licensee Comments: none

Unplanned Scrams with Complications



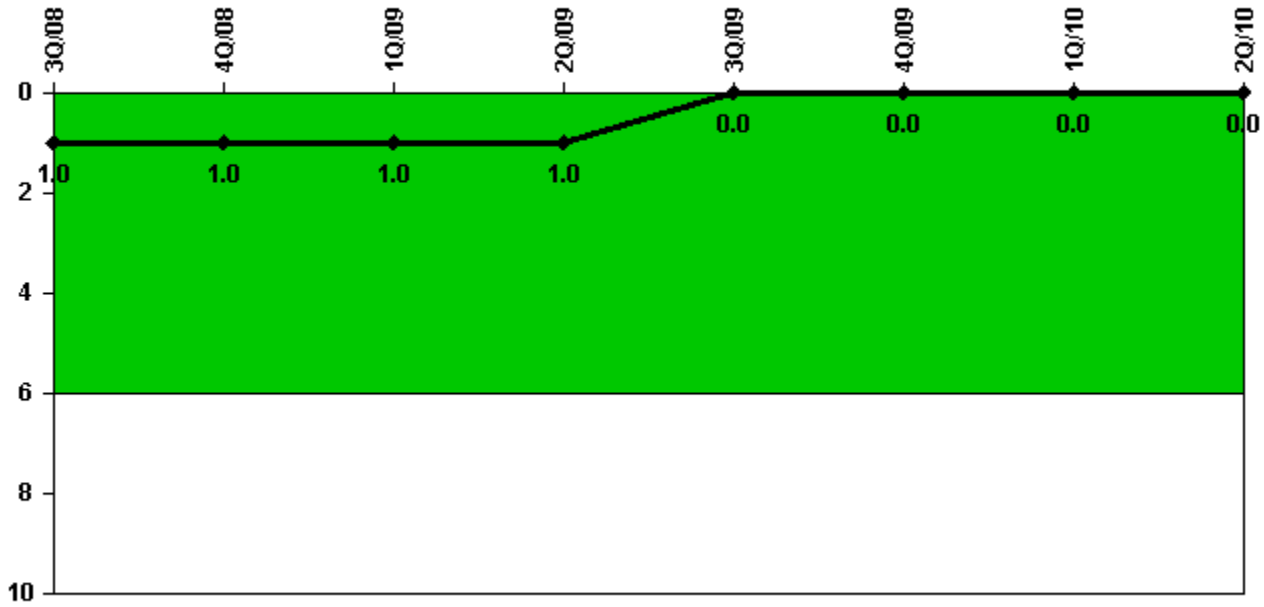
Thresholds: White > 1.0

Notes

Unplanned Scrams with Complications	3Q/08	4Q/08	1Q/09	2Q/09	3Q/09	4Q/09	1Q/10	2Q/10
Scrams with complications	0	1.0	0	0	0	0	0	0
Indicator value	0.0	1.0	1.0	1.0	1.0	0.0	0.0	0.0

Licensee Comments: none

Safety System Functional Failures (BWR)



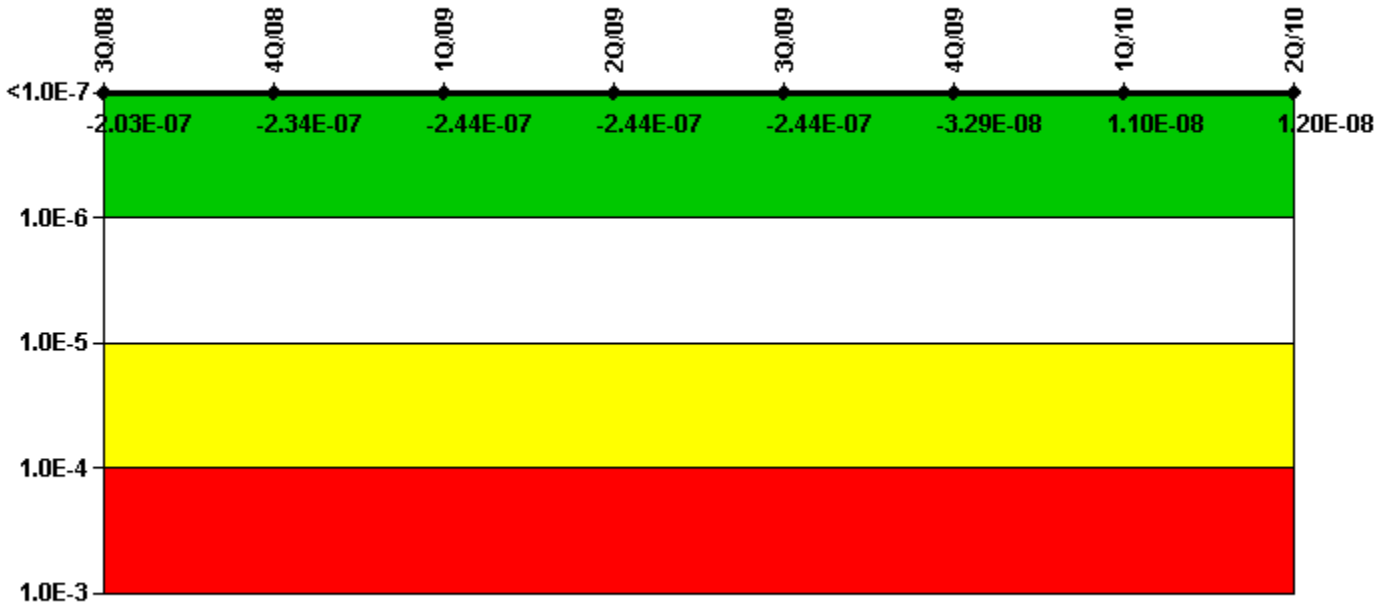
Thresholds: White > 6.0

Notes

Safety System Functional Failures (BWR)	3Q/08	4Q/08	1Q/09	2Q/09	3Q/09	4Q/09	1Q/10	2Q/10
Safety System Functional Failures	1	0	0	0	0	0	0	0
Indicator value	1	1	1	1	0	0	0	0

Licensee Comments: none

Mitigating Systems Performance Index, Emergency AC Power System



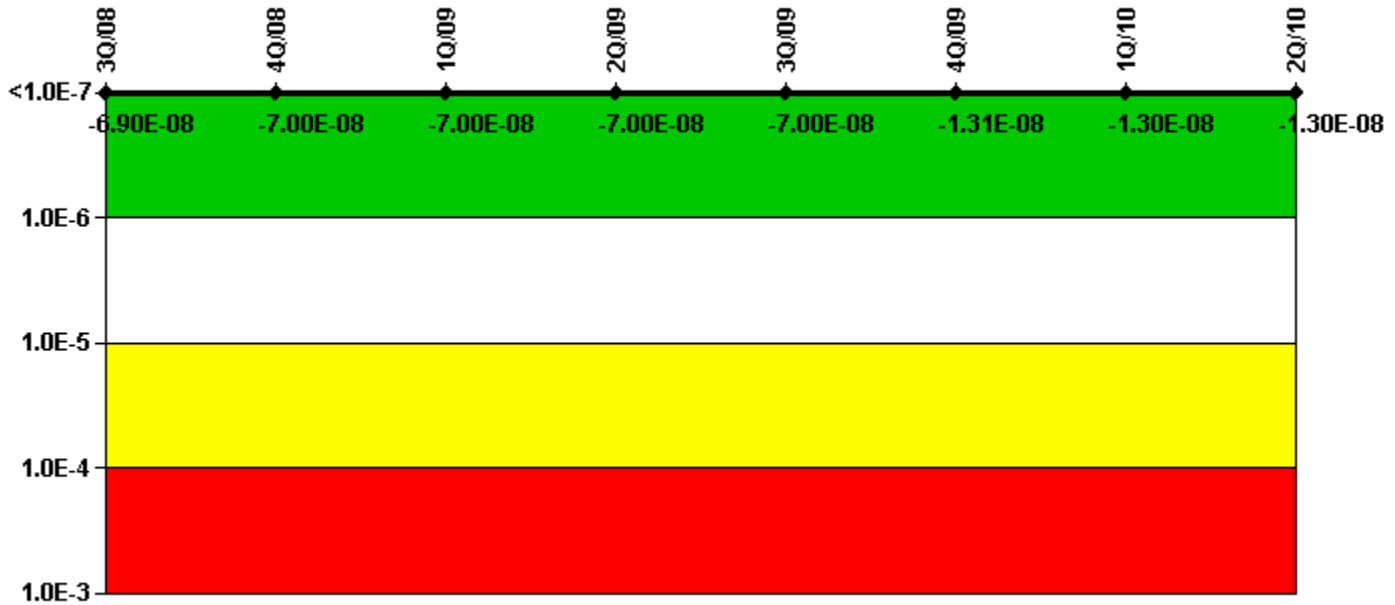
Thresholds: White > 1.00E-6 Yellow > 1.00E-5 Red > 1.00E-4

Notes

Mitigating Systems Performance Index, Emergency AC Power System	3Q/08	4Q/08	1Q/09	2Q/09	3Q/09	4Q/09	1Q/10	2Q/10
UAI (Δ CDF)	-3.00E-09	-4.40E-08	-4.40E-08	-4.40E-08	-4.40E-08	-5.90E-09	-4.06E-09	-4.26E-09
URI (Δ CDF)	-2.00E-07	-1.90E-07	-2.00E-07	-2.00E-07	-2.00E-07	-2.70E-08	1.55E-08	1.58E-08
PLE	NO	NO	NO	NO	NO	NO	NO	NO
Indicator value	-2.03E-07	-2.34E-07	-2.44E-07	-2.44E-07	-2.44E-07	-3.29E-08	1.10E-08	1.20E-08

Licensee Comments: none

Mitigating Systems Performance Index, High Pressure Injection System



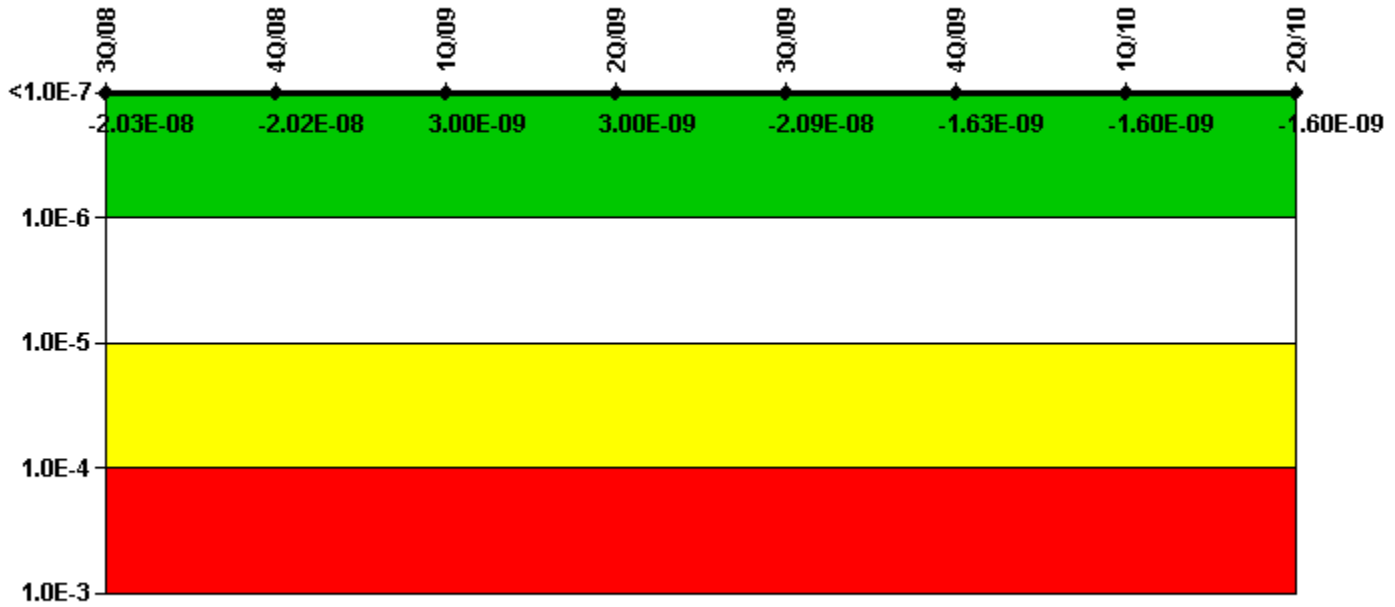
Thresholds: White > 1.00E-6 Yellow > 1.00E-5 Red > 1.00E-4

Notes

Mitigating Systems Performance Index, High Pressure Injection System	3Q/08	4Q/08	1Q/09	2Q/09	3Q/09	4Q/09	1Q/10	2Q/10
UAI (Δ CDF)	-5.60E-08	-5.60E-08	-5.60E-08	-5.60E-08	-5.60E-08	-1.10E-08	-1.13E-08	-1.13E-08
URI (Δ CDF)	-1.30E-08	-1.40E-08	-1.40E-08	-1.40E-08	-1.40E-08	-2.10E-09	-2.14E-09	-1.92E-09
PLE	NO	NO	NO	NO	NO	NO	NO	NO
Indicator value	-6.90E-08	-7.00E-08	-7.00E-08	-7.00E-08	-7.00E-08	-1.31E-08	-1.30E-08	-1.30E-08

Licensee Comments: none

Mitigating Systems Performance Index, Heat Removal System



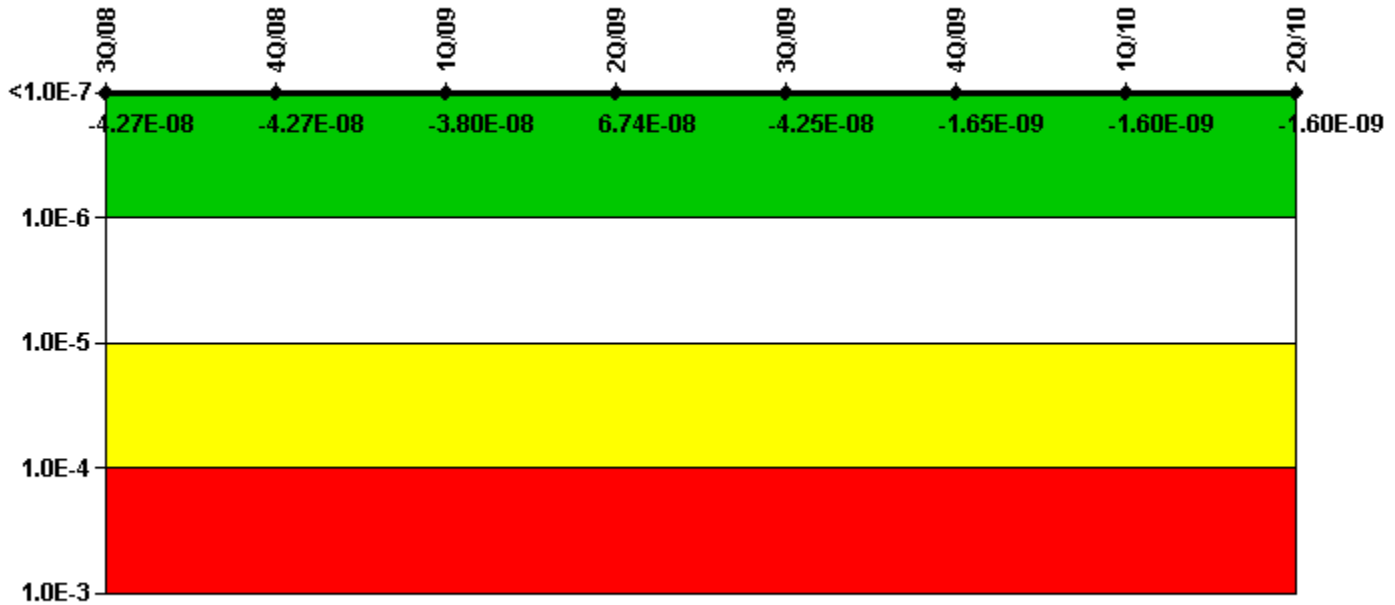
Thresholds: White > 1.00E-6 Yellow > 1.00E-5 Red > 1.00E-4

Notes

Mitigating Systems Performance Index, Heat Removal System	3Q/08	4Q/08	1Q/09	2Q/09	3Q/09	4Q/09	1Q/10	2Q/10
UAI (Δ CDF)	-8.30E-09	-8.20E-09	1.70E-08	1.70E-08	-6.90E-09	-1.10E-09	-1.10E-09	-1.11E-09
URI (Δ CDF)	-1.20E-08	-1.20E-08	-1.40E-08	-1.40E-08	-1.40E-08	-5.30E-10	-5.12E-10	-5.00E-10
PLE	NO	NO	NO	NO	NO	NO	NO	NO
Indicator value	-2.03E-08	-2.02E-08	3.00E-09	3.00E-09	-2.09E-08	-1.63E-09	-1.60E-09	-1.60E-09

Licensee Comments: none

Mitigating Systems Performance Index, Residual Heat Removal System



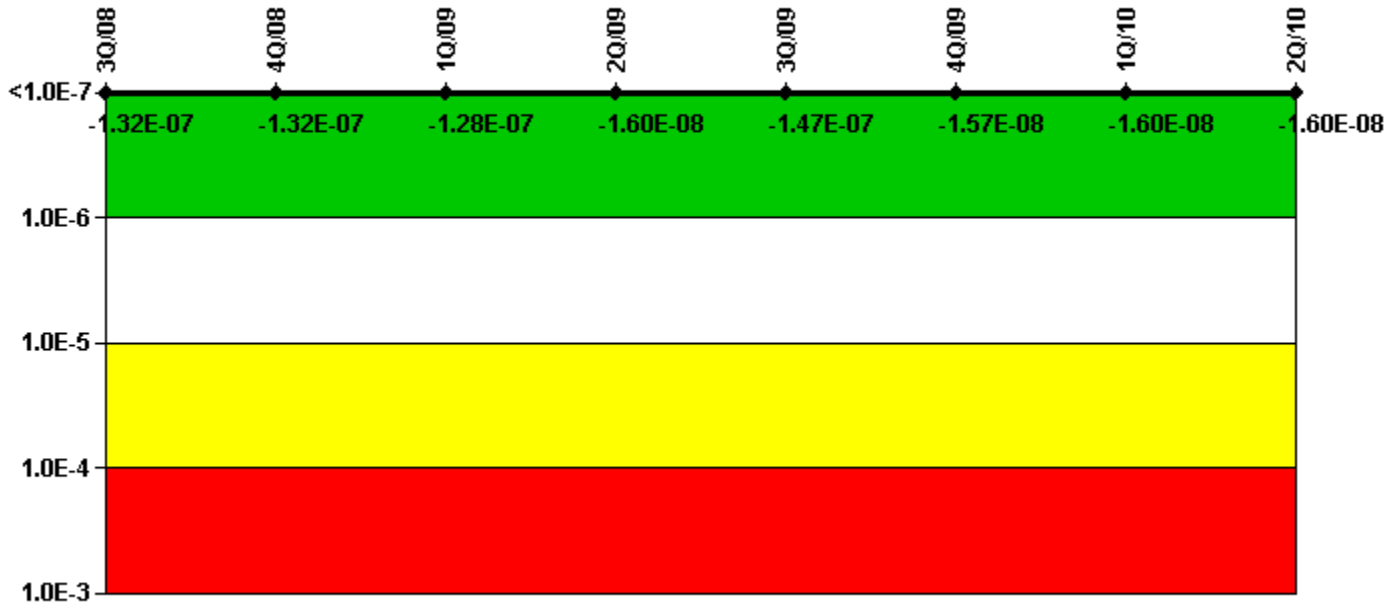
Thresholds: White > 1.00E-6 Yellow > 1.00E-5 Red > 1.00E-4

Notes

Mitigating Systems Performance Index, Residual Heat Removal System	3Q/08	4Q/08	1Q/09	2Q/09	3Q/09	4Q/09	1Q/10	2Q/10
UAI (Δ CDF)	-3.50E-08	-3.50E-08	-3.00E-08	7.60E-08	-3.40E-08	-1.50E-10	-1.46E-10	-1.47E-10
URI (Δ CDF)	-7.70E-09	-7.70E-09	-8.00E-09	-8.60E-09	-8.50E-09	-1.50E-09	-1.48E-09	-1.45E-09
PLE	NO	NO	NO	NO	NO	NO	NO	NO
Indicator value	-4.27E-08	-4.27E-08	-3.80E-08	6.74E-08	-4.25E-08	-1.65E-09	-1.60E-09	-1.60E-09

Licensee Comments: none

Mitigating Systems Performance Index, Cooling Water Systems




Thresholds: White > 1.00E-6 Yellow > 1.00E-5 Red > 1.00E-4

Notes

Mitigating Systems Performance Index, Cooling Water Systems	3Q/08	4Q/08	1Q/09	2Q/09	3Q/09	4Q/09	1Q/10	2Q/10
UAI (Δ CDF)	-9.70E-08	-9.70E-08	-9.20E-08	2.10E-08	-1.10E-07	-1.50E-08	-1.56E-08	-1.57E-08
URI (Δ CDF)	-3.50E-08	-3.50E-08	-3.60E-08	-3.70E-08	-3.70E-08	-7.30E-10	-7.14E-10	-7.12E-10
PLE	NO	NO	NO	NO	NO	NO	NO	NO
Indicator value	-1.32E-07	-1.32E-07	-1.28E-07	-1.60E-08	-1.47E-07	-1.57E-08	-1.60E-08	-1.60E-08

Licensee Comments: none

Reactor Coolant System Activity



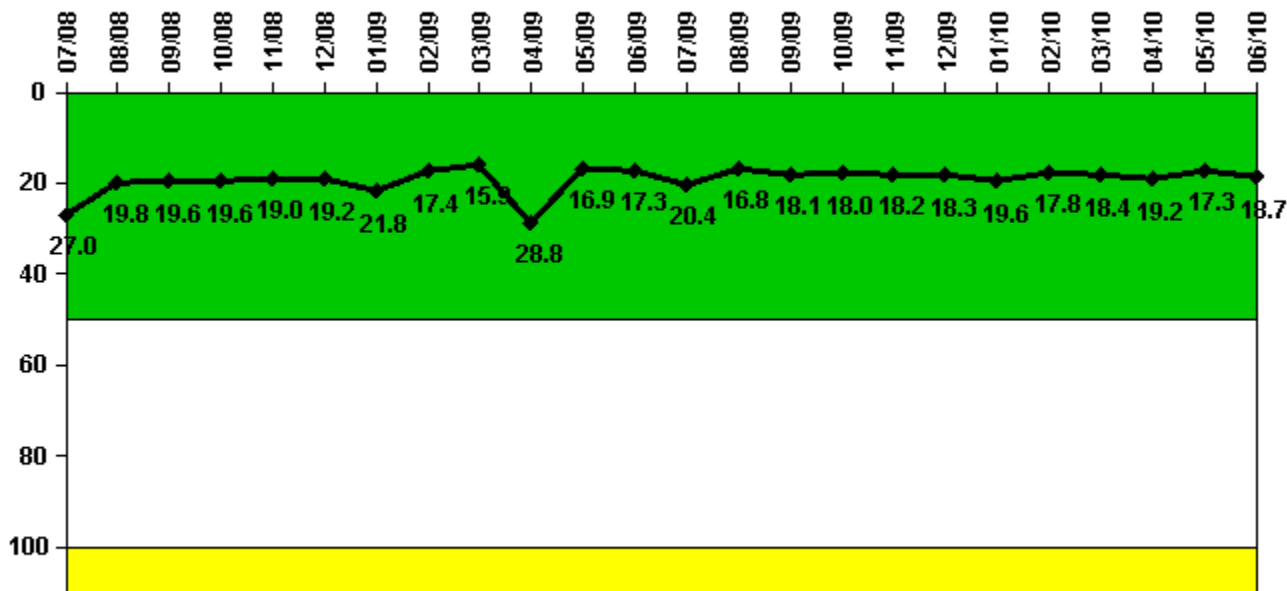
Thresholds: White > 50.0 Yellow > 100.0

Notes

Reactor Coolant System Activity	7/08	8/08	9/08	10/08	11/08	12/08	1/09	2/09	3/09	4/09	5/09	6/09
Maximum activity	0.000007	0.000008	0.000012	0.000010	0.000007	0.000006	0.000006	0.000007	0.000005	0.000010	0.000014	0.000009
Technical specification limit	0.2	0.2	0.2	0.2	0.2	0.2	0.2	0.2	0.2	0.2	0.2	0.2
Indicator value	0	0	0	0	0	0	0	0	0	0	0	0
Reactor Coolant System Activity	7/09	8/09	9/09	10/09	11/09	12/09	1/10	2/10	3/10	4/10	5/10	6/10
Maximum activity	0.000006	0.000005	0.000006	0.000007	0.000006	0.000007	0.000005	0.000006	0.000005	0.000006	0.000008	0.000006
Technical specification limit	0.2	0.2	0.2	0.2	0.2	0.2	0.2	0.2	0.2	0.2	0.2	0.2
Indicator value	0	0	0	0	0	0	0	0	0	0	0	0

Licensee Comments: none

Reactor Coolant System Leakage



Thresholds: White > 50.0 Yellow > 100.0

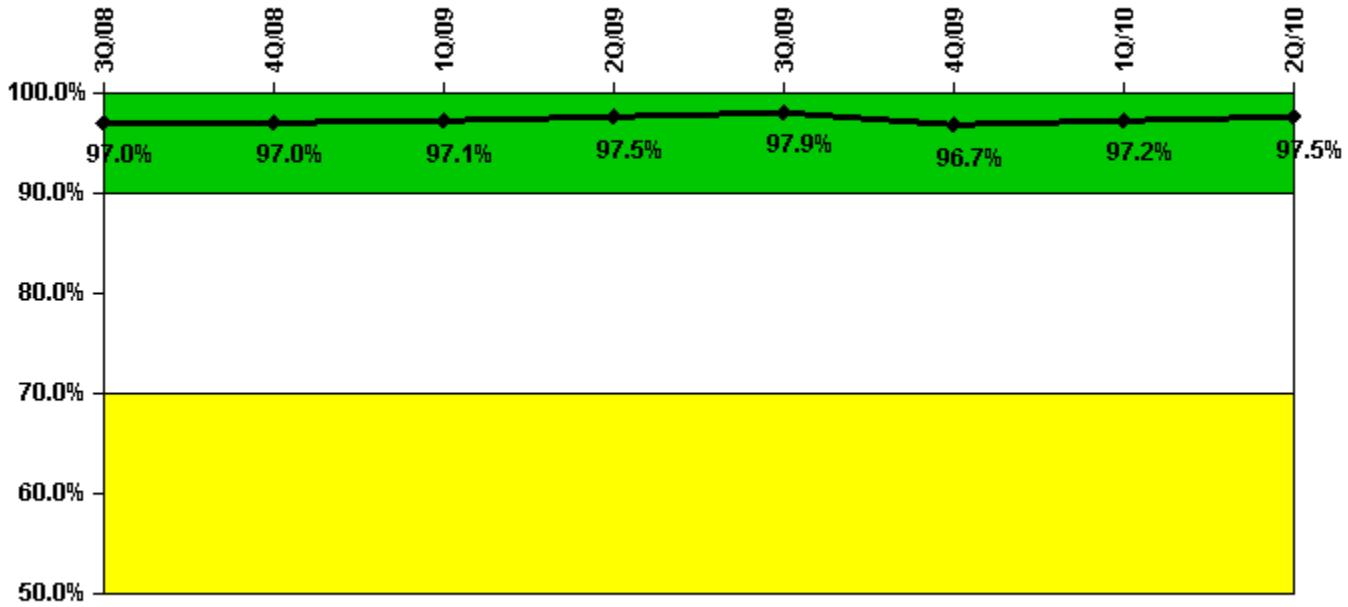
Notes

Reactor Coolant System Leakage	7/08	8/08	9/08	10/08	11/08	12/08	1/09	2/09	3/09	4/09	5/09	6/09
Maximum leakage	6.750	4.950	4.900	4.900	4.750	4.800	5.456	4.360	3.974	7.207	4.216	4.337
Technical specification limit	25.0	25.0	25.0	25.0	25.0	25.0	25.0	25.0	25.0	25.0	25.0	25.0
Indicator value	27.0	19.8	19.6	19.6	19.0	19.2	21.8	17.4	15.9	28.8	16.9	17.3
Reactor Coolant System Leakage	7/09	8/09	9/09	10/09	11/09	12/09	1/10	2/10	3/10	4/10	5/10	6/10
Maximum leakage	5.088	4.199	4.521	4.500	4.561	4.566	4.901	4.451	4.603	4.810	4.320	4.680
Technical specification limit	25.0	25.0	25.0	25.0	25.0	25.0	25.0	25.0	25.0	25.0	25.0	25.0
Indicator value	20.4	16.8	18.1	18.0	18.2	18.3	19.6	17.8	18.4	19.2	17.3	18.7

Licensee Comments:

6/09: Change reflects a correction to RCS leakage. Unit 1 RCS leakage was reported in April 2009 as 5.372. It should have been 7.207. This change has no impact on the color of the indicator.

Drill/Exercise Performance



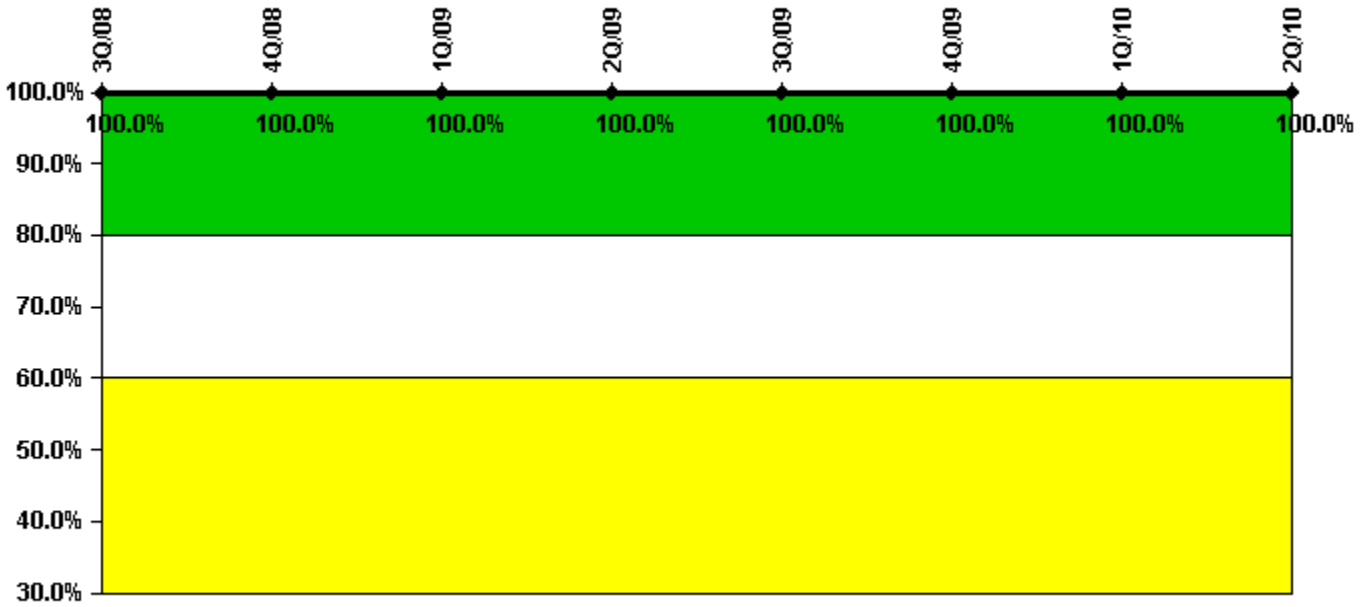
Thresholds: White < 90.0% Yellow < 70.0%

Notes

Drill/Exercise Performance	3Q/08	4Q/08	1Q/09	2Q/09	3Q/09	4Q/09	1Q/10	2Q/10
Successful opportunities	75.0	117.0	34.0	20.0	68.0	87.0	45.0	14.0
Total opportunities	78.0	121.0	35.0	20.0	70.0	88.0	46.0	14.0
Indicator value	97.0%	97.0%	97.1%	97.5%	97.9%	96.7%	97.2%	97.5%

Licensee Comments: none

ERO Drill Participation



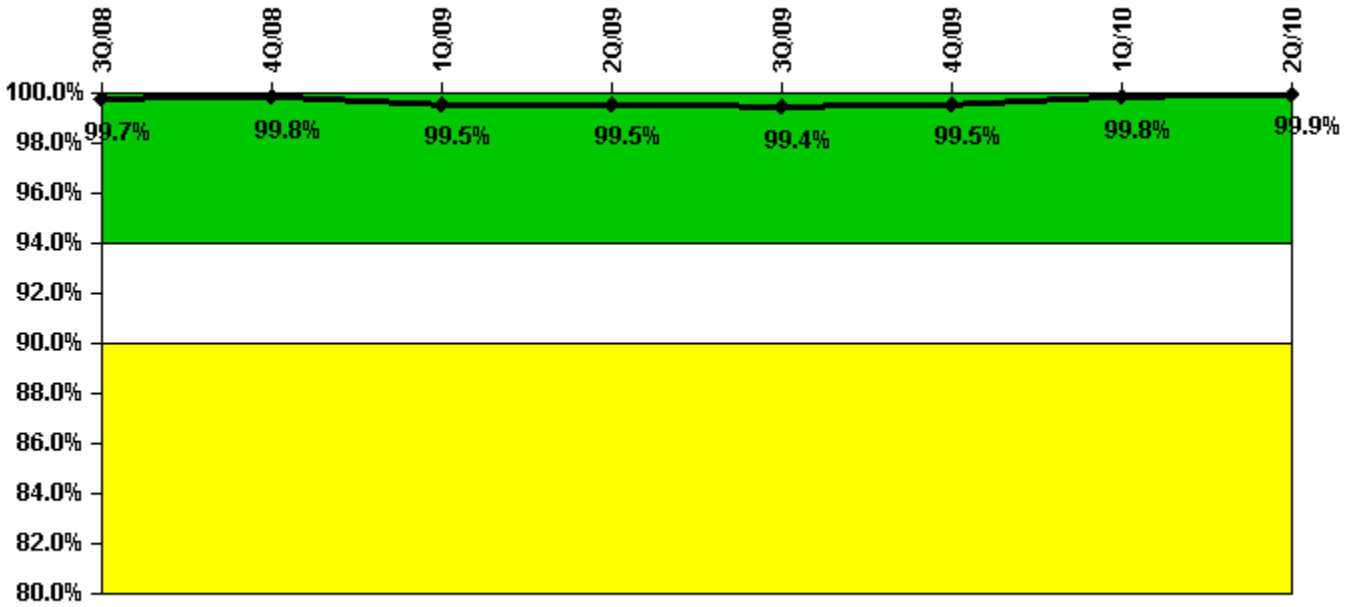
Thresholds: White < 80.0% Yellow < 60.0%

Notes

ERO Drill Participation	3Q/08	4Q/08	1Q/09	2Q/09	3Q/09	4Q/09	1Q/10	2Q/10
Participating Key personnel	95.0	93.0	93.0	93.0	92.0	97.0	103.0	102.0
Total Key personnel	95.0	93.0	93.0	93.0	92.0	97.0	103.0	102.0
Indicator value	100.0%	100.0%	100.0%	100.0%	100.0%	100.0%	100.0%	100.0%

Licensee Comments: none

Alert & Notification System



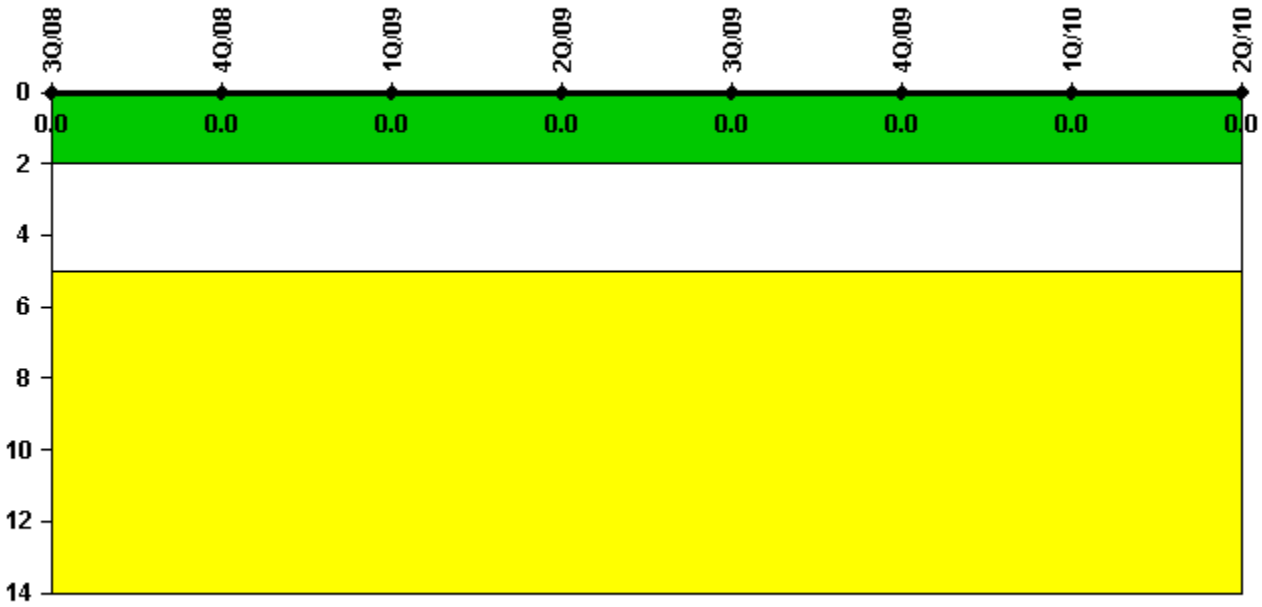
Thresholds: White < 94.0% Yellow < 90.0%

Notes

Alert & Notification System	3Q/08	4Q/08	1Q/09	2Q/09	3Q/09	4Q/09	1Q/10	2Q/10
Successful siren-tests	295	295	256	258	258	296	259	259
Total sirens-tests	296	296	259	259	259	296	259	259
Indicator value	99.7%	99.8%	99.5%	99.5%	99.4%	99.5%	99.8%	99.9%

Licensee Comments: none

Occupational Exposure Control Effectiveness



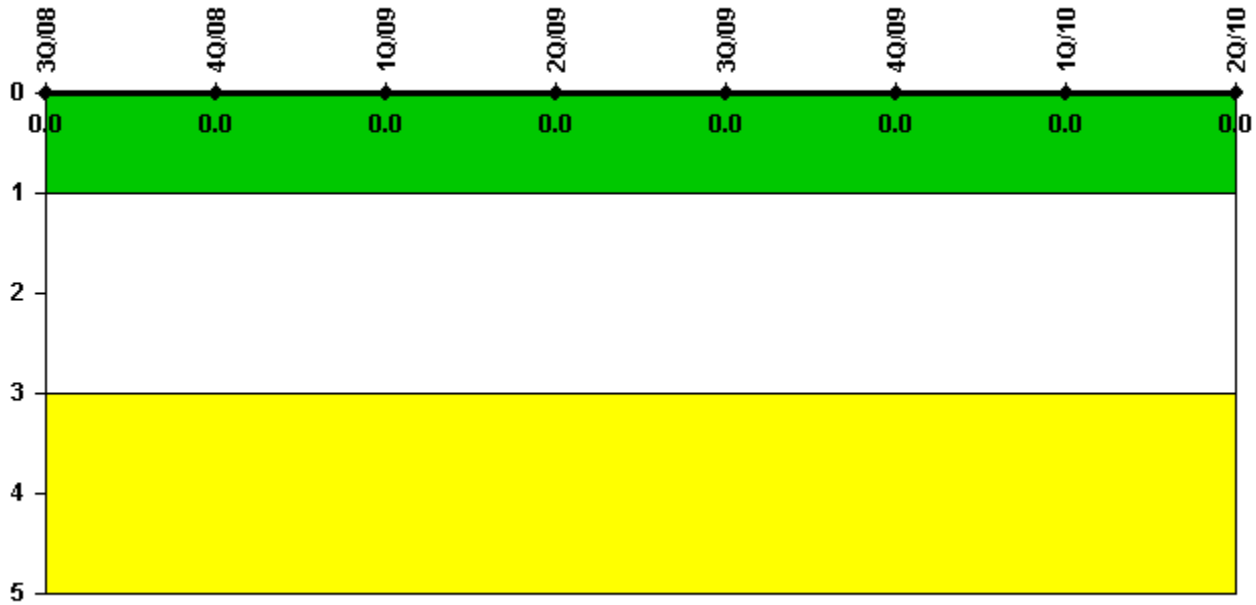
Thresholds: White > 2.0 Yellow > 5.0

Notes

Occupational Exposure Control Effectiveness	3Q/08	4Q/08	1Q/09	2Q/09	3Q/09	4Q/09	1Q/10	2Q/10
High radiation area occurrences	0	0	0	0	0	0	0	0
Very high radiation area occurrences	0	0	0	0	0	0	0	0
Unintended exposure occurrences	0	0	0	0	0	0	0	0
Indicator value	0	0	0	0	0	0	0	0

Licensee Comments: none

RETS/ODCM Radiological Effluent



Thresholds: White > 1.0 Yellow > 3.0

Notes

RETS/ODCM Radiological Effluent	3Q/08	4Q/08	1Q/09	2Q/09	3Q/09	4Q/09	1Q/10	2Q/10
RETS/ODCM occurrences	0	0	0	0	0	0	0	0
Indicator value	0	0	0	0	0	0	0	0

Licensee Comments: none

[Security](#) information not publicly available.