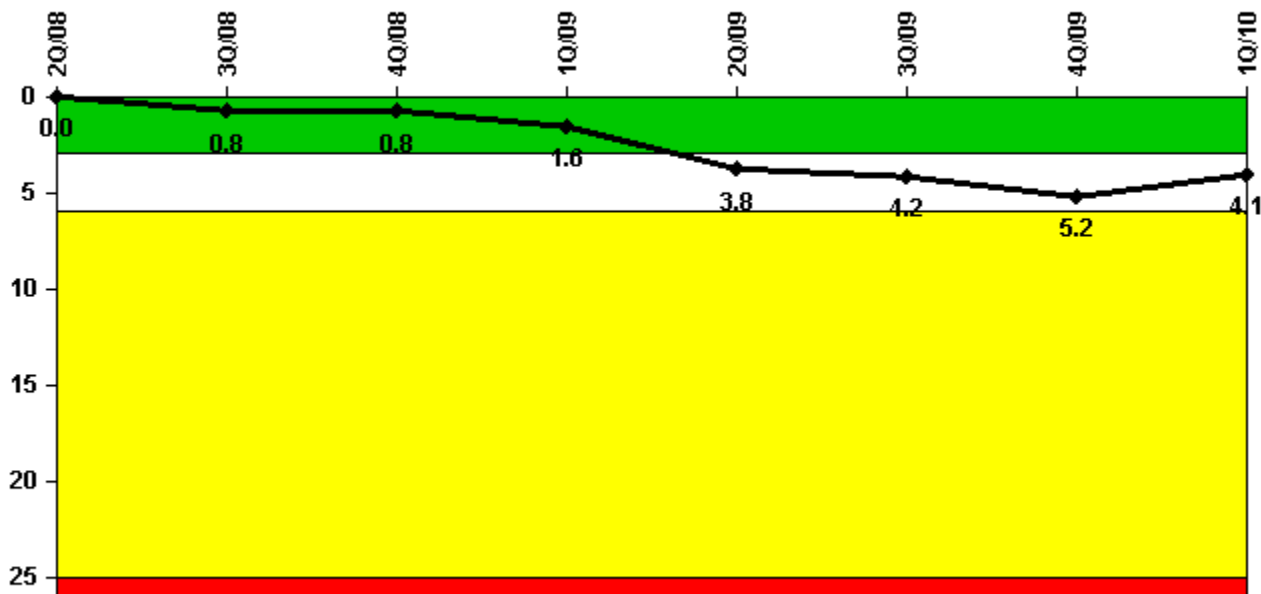


# Columbia Generating Station

## 1Q/2010 Performance Indicators

Licensee's General Comments: none

### Unplanned Scrams per 7000 Critical Hrs



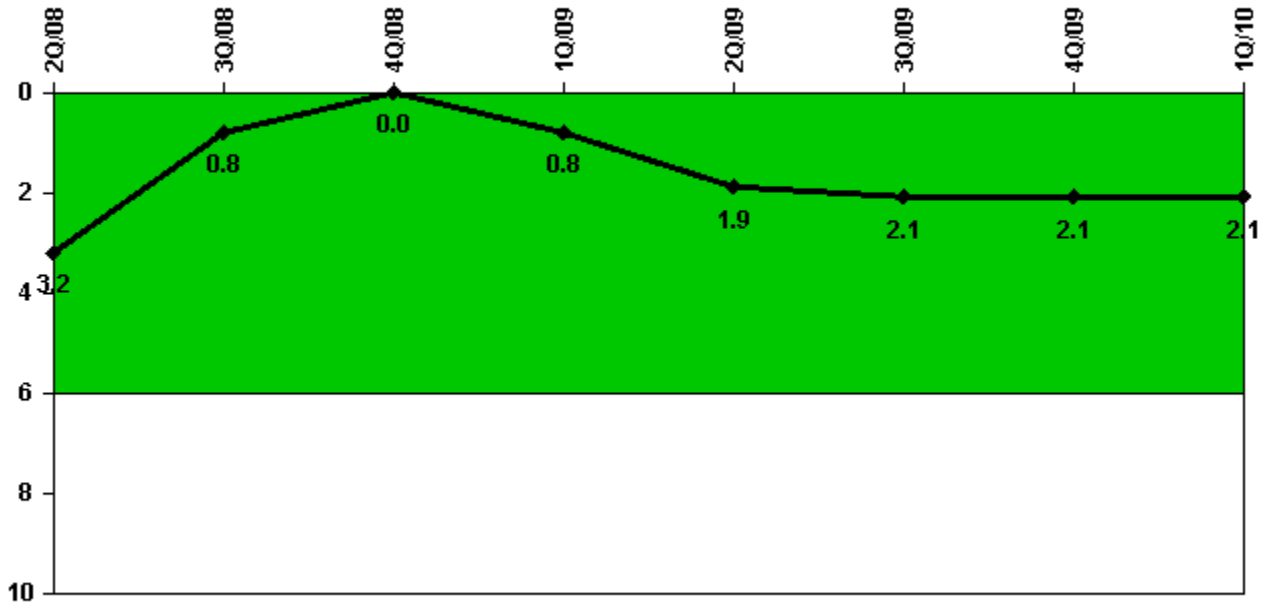
Thresholds: White > 3.0 Yellow > 6.0 Red > 25.0

### Notes

Unplanned Scrams per 7000 Critical Hrs	2Q/08	3Q/08	4Q/08	1Q/09	2Q/09	3Q/09	4Q/09	1Q/10
Unplanned scrams	0	1.0	0	1.0	2.0	1.0	1.0	0
Critical hours	2184.0	2162.8	2109.2	2053.5	1049.1	1518.6	2059.7	2159.0
Indicator value	0	0.8	0.8	1.6	3.8	4.2	5.2	4.1

Licensee Comments: none

## Unplanned Power Changes per 7000 Critical Hrs



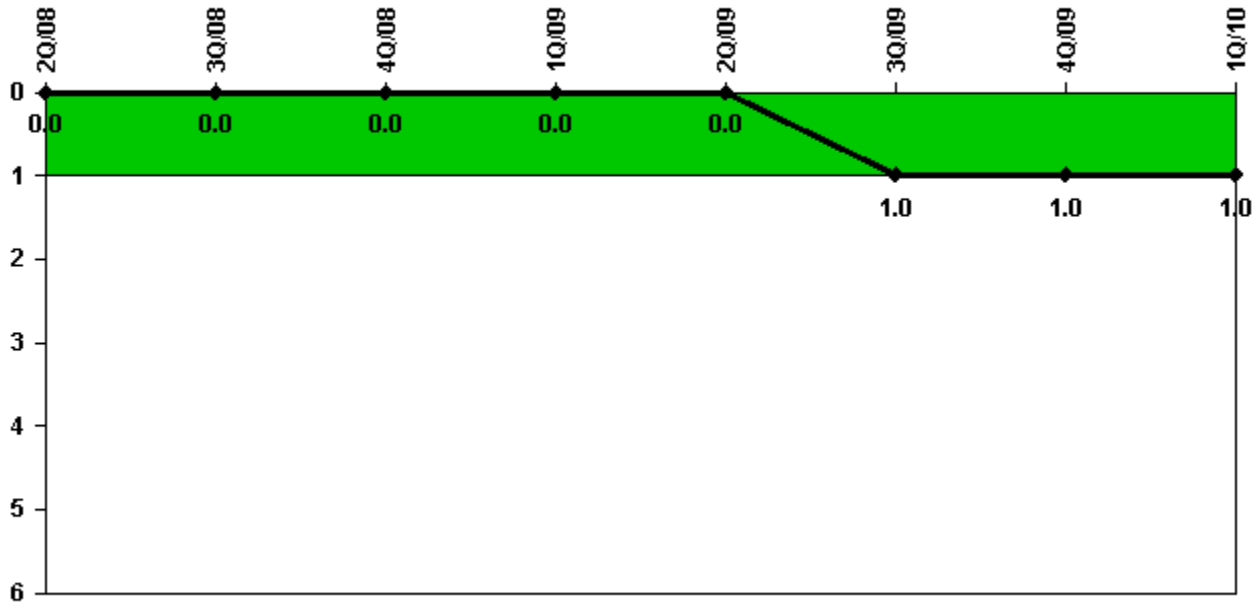
Thresholds: White > 6.0

### Notes

Unplanned Power Changes per 7000 Critical Hrs	2Q/08	3Q/08	4Q/08	1Q/09	2Q/09	3Q/09	4Q/09	1Q/10
Unplanned power changes	0	0	0	1.0	1.0	0	0	1.0
Critical hours	2184.0	2162.8	2109.2	2053.5	1049.1	1518.6	2059.7	2159.0
Indicator value	3.2	0.8	0	0.8	1.9	2.1	2.1	2.1

Licensee Comments: none

## Unplanned Scrams with Complications



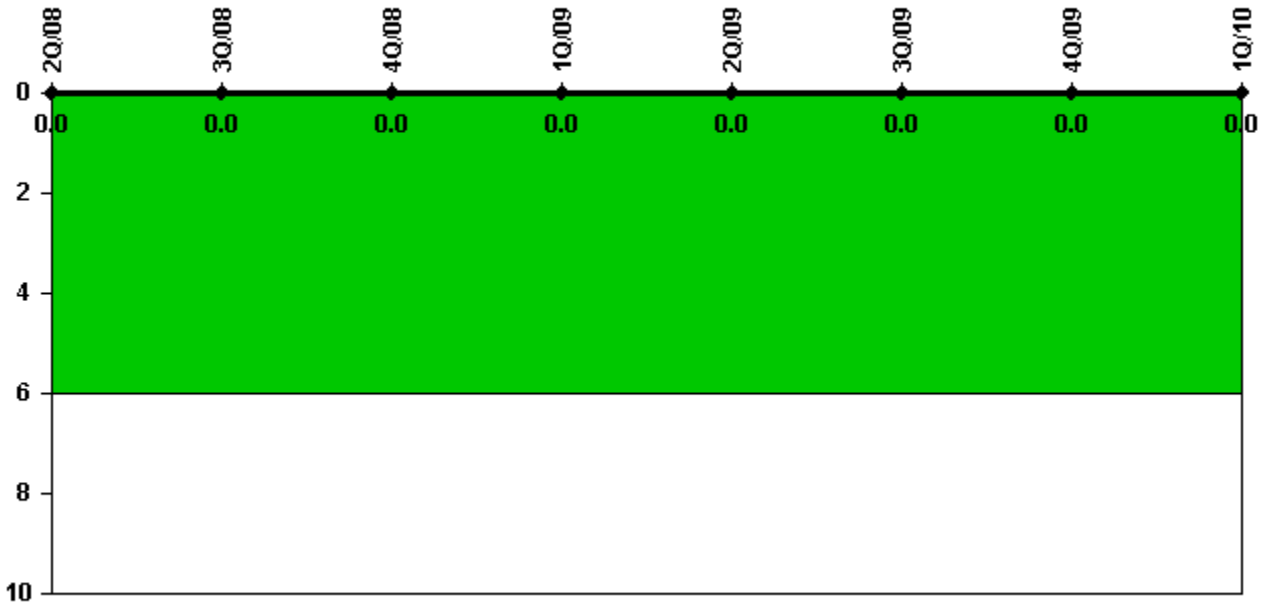
Thresholds: White > 1.0

### Notes

Unplanned Scrams with Complications	2Q/08	3Q/08	4Q/08	1Q/09	2Q/09	3Q/09	4Q/09	1Q/10
Scrams with complications	0	0	0	0	0	1.0	0	0
Indicator value	0.0	0.0	0.0	0.0	0.0	1.0	1.0	1.0

Licensee Comments: none

## Safety System Functional Failures (BWR)



Thresholds: White > 6.0

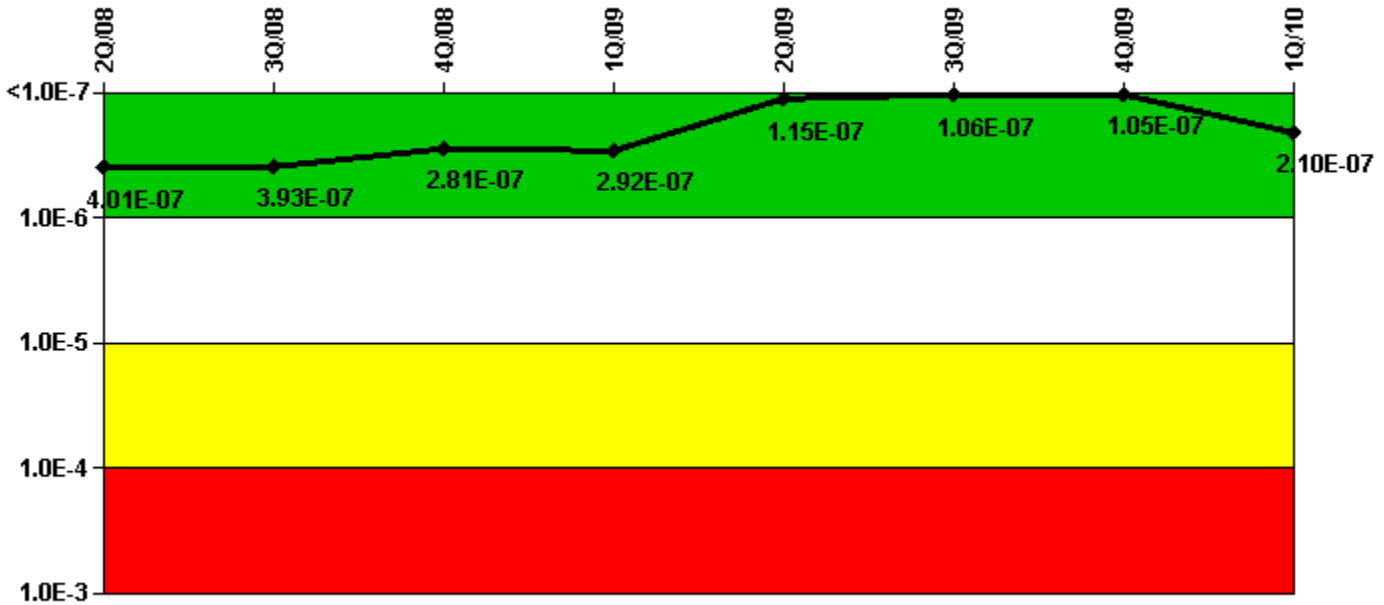
### Notes

Safety System Functional Failures (BWR)	2Q/08	3Q/08	4Q/08	1Q/09	2Q/09	3Q/09	4Q/09	1Q/10
Safety System Functional Failures	0	0	0	0	0	0	0	0
Indicator value	0	0	0	0	0	0	0	0

Licensee Comments: none

---

# Mitigating Systems Performance Index, Emergency AC Power System



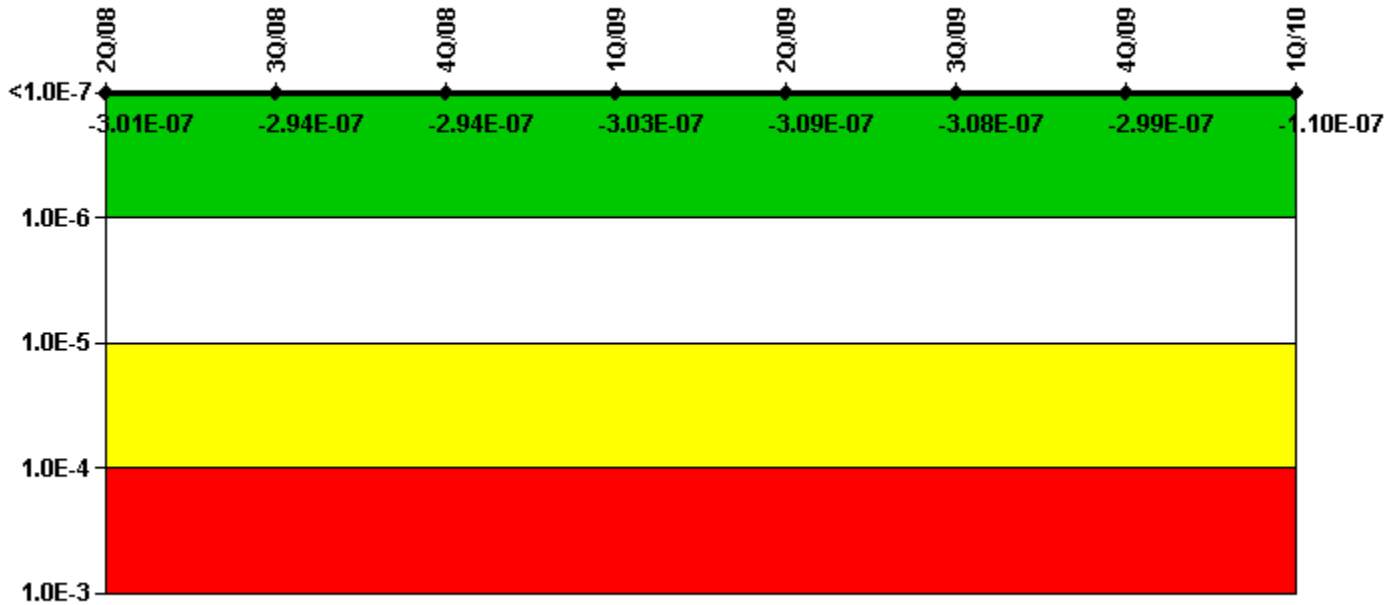
Thresholds: White > 1.00E-6 Yellow > 1.00E-5 Red > 1.00E-4

## Notes

Mitigating Systems Performance Index, Emergency AC Power System	2Q/08	3Q/08	4Q/08	1Q/09	2Q/09	3Q/09	4Q/09	1Q/10
UAI ( $\Delta$ CDF)	2.10E-08	1.30E-08	1.10E-08	2.20E-08	-5.10E-09	-4.50E-09	-4.60E-09	7.66E-08
URI ( $\Delta$ CDF)	3.80E-07	3.80E-07	2.70E-07	2.70E-07	1.20E-07	1.10E-07	1.10E-07	1.33E-07
PLE	NO	NO	NO	NO	NO	NO	NO	NO
Indicator value	4.01E-07	3.93E-07	2.81E-07	2.92E-07	1.15E-07	1.06E-07	1.05E-07	2.10E-07

Licensee Comments: none

# Mitigating Systems Performance Index, High Pressure Injection System



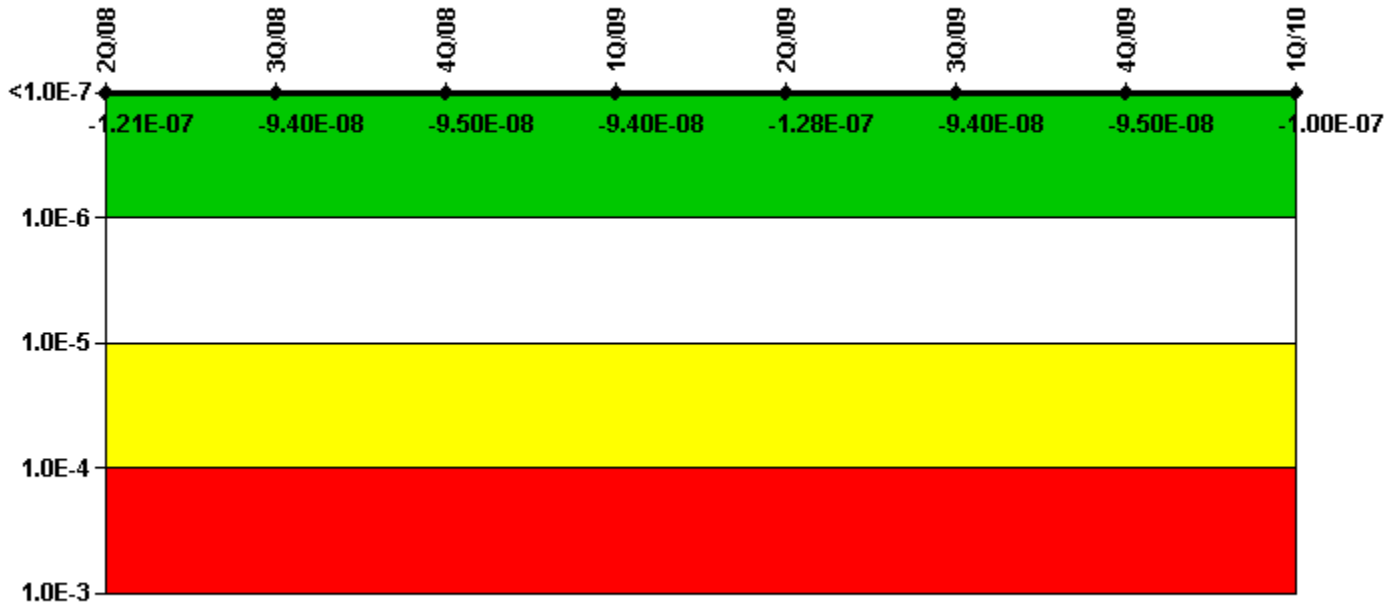
Thresholds: White > 1.00E-6 Yellow > 1.00E-5 Red > 1.00E-4

## Notes

Mitigating Systems Performance Index, High Pressure Injection System	2Q/08	3Q/08	4Q/08	1Q/09	2Q/09	3Q/09	4Q/09	1Q/10
UAI ( $\Delta$ CDF)	9.10E-09	1.60E-08	5.90E-09	6.90E-09	1.50E-09	2.20E-09	1.10E-08	1.26E-07
URI ( $\Delta$ CDF)	-3.10E-07	-3.10E-07	-3.00E-07	-3.10E-07	-3.10E-07	-3.10E-07	-3.10E-07	-2.33E-07
PLE	NO	NO	NO	NO	NO	NO	NO	NO
Indicator value	-3.01E-07	-2.94E-07	-2.94E-07	-3.03E-07	-3.09E-07	-3.08E-07	-2.99E-07	-1.10E-07

Licensee Comments: none

# Mitigating Systems Performance Index, Heat Removal System



Thresholds: White > 1.00E-6 Yellow > 1.00E-5 Red > 1.00E-4

## Notes

Mitigating Systems Performance Index, Heat Removal System	2Q/08	3Q/08	4Q/08	1Q/09	2Q/09	3Q/09	4Q/09	1Q/10
UAI ( $\Delta$ CDF)	-1.10E-08	1.60E-08	1.50E-08	1.60E-08	-8.40E-09	2.60E-08	2.50E-08	1.61E-08
URI ( $\Delta$ CDF)	-1.10E-07	-1.10E-07	-1.10E-07	-1.10E-07	-1.20E-07	-1.20E-07	-1.20E-07	-1.18E-07
PLE	NO	NO	NO	NO	NO	NO	NO	NO
Indicator value	-1.21E-07	-9.40E-08	-9.50E-08	-9.40E-08	-1.28E-07	-9.40E-08	-9.50E-08	-1.00E-07

Licensee Comments: none

# Mitigating Systems Performance Index, Residual Heat Removal System



Thresholds: White > 1.00E-6 Yellow > 1.00E-5 Red > 1.00E-4

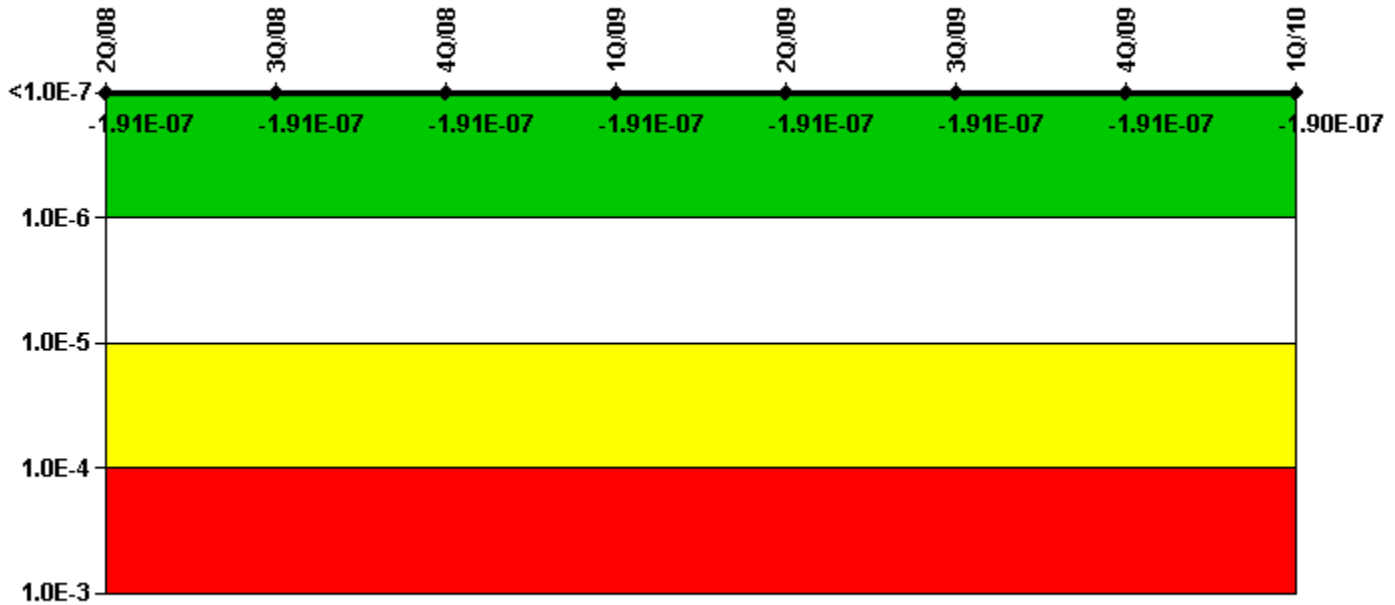
## Notes

Mitigating Systems Performance Index, Residual Heat Removal System	2Q/08	3Q/08	4Q/08	1Q/09	2Q/09	3Q/09	4Q/09	1Q/10
UAI ( $\Delta$ CDF)	1.30E-08	2.00E-08	1.50E-08	9.80E-09	-3.00E-09	-2.30E-09	-1.30E-09	8.99E-10
URI ( $\Delta$ CDF)	-3.60E-08	-3.60E-08	-3.60E-08	-3.60E-08	-3.60E-08	-3.60E-08	-3.60E-08	-3.58E-08
PLE	NO	NO	NO	NO	NO	NO	NO	NO
Indicator value	-2.30E-08	-1.60E-08	-2.10E-08	-2.62E-08	-3.90E-08	-3.83E-08	-3.73E-08	-3.50E-08

Licensee Comments: none



# Mitigating Systems Performance Index, Cooling Water Systems



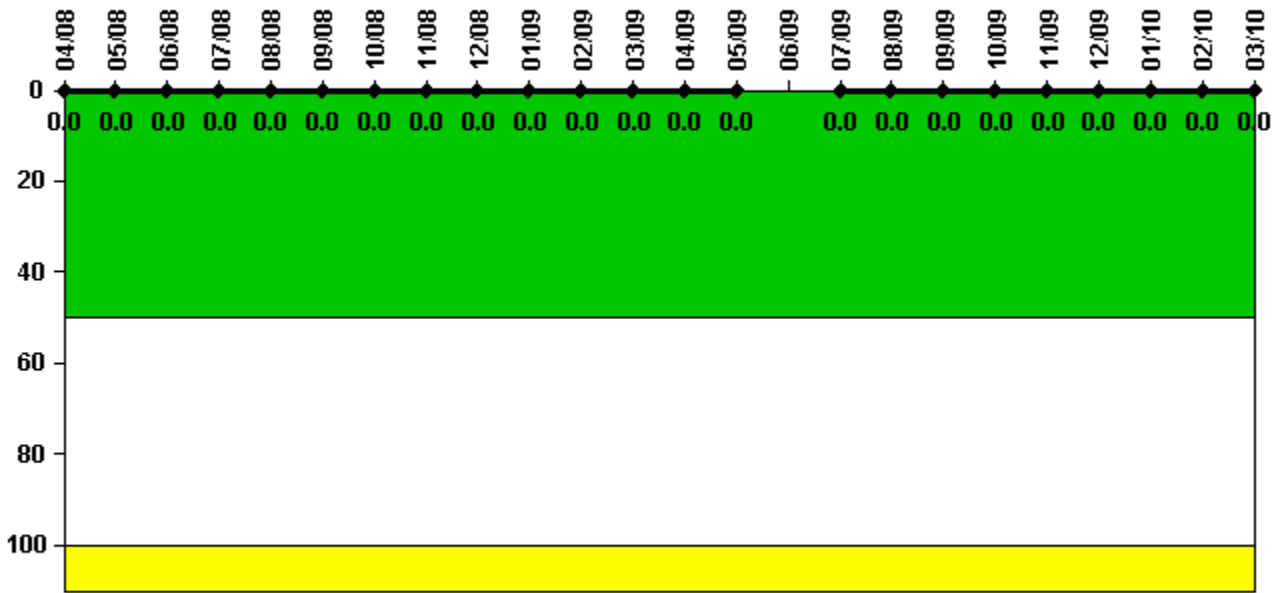
Thresholds: White > 1.00E-6 Yellow > 1.00E-5 Red > 1.00E-4

## Notes

Mitigating Systems Performance Index, Cooling Water Systems	2Q/08	3Q/08	4Q/08	1Q/09	2Q/09	3Q/09	4Q/09	1Q/10
UAI ( $\Delta$ CDF)	-3.10E-08	-3.10E-08	-3.10E-08	-3.10E-08	-3.10E-08	-3.10E-08	-3.10E-08	-3.12E-08
URI ( $\Delta$ CDF)	-1.60E-07	-1.60E-07	-1.60E-07	-1.60E-07	-1.60E-07	-1.60E-07	-1.60E-07	-1.63E-07
PLE	NO	NO	NO	NO	NO	NO	NO	NO
Indicator value	-1.91E-07	-1.91E-07	-1.91E-07	-1.91E-07	-1.91E-07	-1.91E-07	-1.91E-07	-1.90E-07

Licensee Comments: none

# Reactor Coolant System Activity



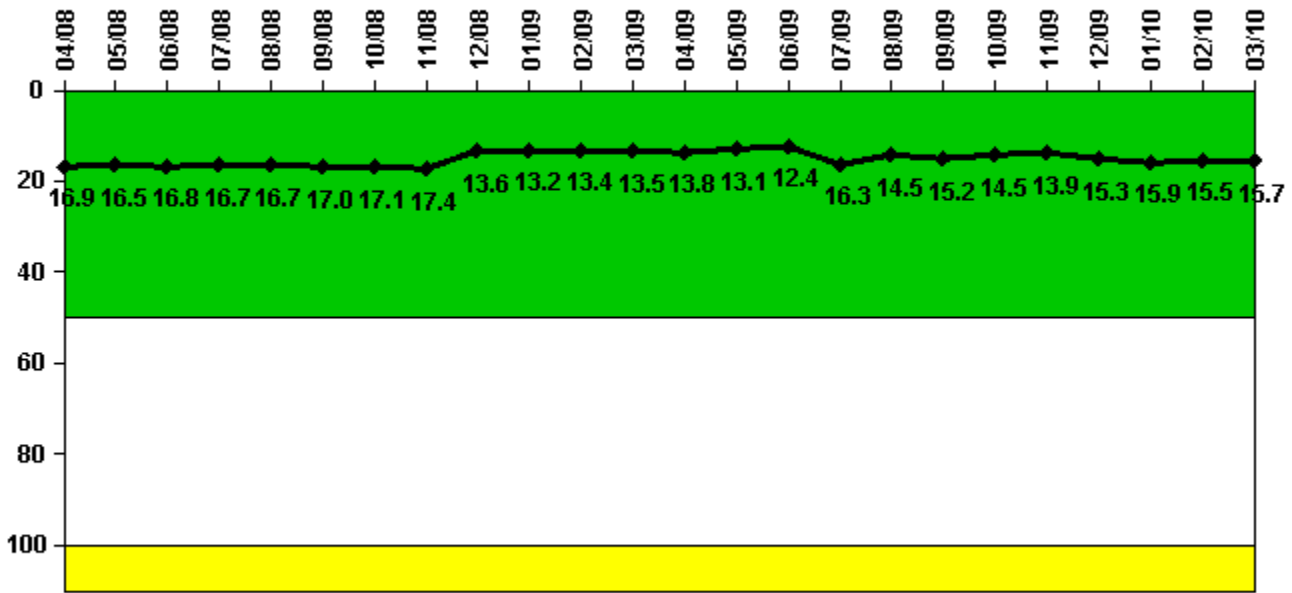
Thresholds: White > 50.0 Yellow > 100.0

## Notes

Reactor Coolant System Activity	4/08	5/08	6/08	7/08	8/08	9/08	10/08	11/08	12/08	1/09	2/09	3/09
Maximum activity	0.000004	0.000004	0.000003	0.000006	0.000004	0.000003	0.000005	0.000005	0.000003	0.000002	0.000004	0.000003
Technical specification limit	0.2	0.2	0.2	0.2	0.2	0.2	0.2	0.2	0.2	0.2	0.2	0.2
Indicator value	0	0	0	0	0	0	0	0	0	0	0	0
Reactor Coolant System Activity	4/09	5/09	6/09	7/09	8/09	9/09	10/09	11/09	12/09	1/10	2/10	3/10
Maximum activity	0.000003	0.000003	N/A	0.000004	0.000002	0.000004	0.000005	0.000003	0.000002	0.000003	0.000002	0.000004
Technical specification limit	0.2	0.2	0.2	0.2	0.2	0.2	0.2	0.2	0.2	0.2	0.2	0.2
Indicator value	0	0	N/A	0	0	0	0	0	0	0	0	0

Licensee Comments: none

## Reactor Coolant System Leakage



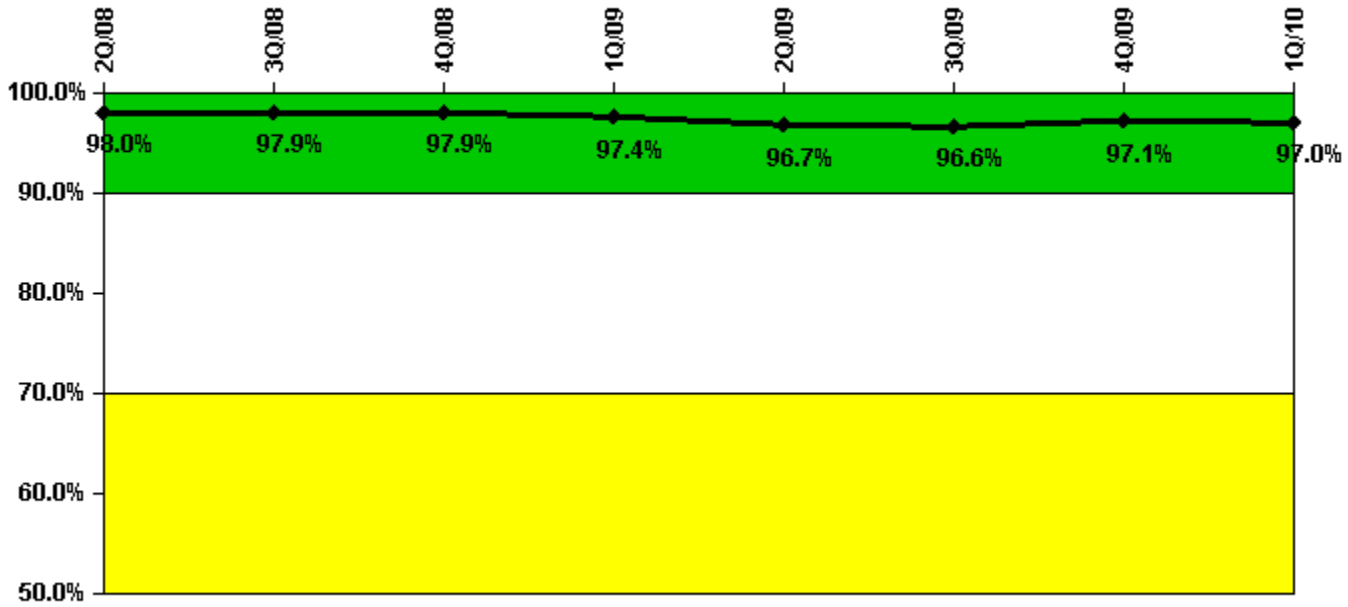
Thresholds: White > 50.0 Yellow > 100.0

### Notes

Reactor Coolant System Leakage	4/08	5/08	6/08	7/08	8/08	9/08	10/08	11/08	12/08	1/09	2/09	3/09
Maximum leakage	4.230	4.120	4.200	4.180	4.170	4.260	4.270	4.350	3.400	3.310	3.350	3.380
Technical specification limit	25.0	25.0	25.0	25.0	25.0	25.0	25.0	25.0	25.0	25.0	25.0	25.0
Indicator value	16.9	16.5	16.8	16.7	16.7	17.0	17.1	17.4	13.6	13.2	13.4	13.5
Reactor Coolant System Leakage	4/09	5/09	6/09	7/09	8/09	9/09	10/09	11/09	12/09	1/10	2/10	3/10
Maximum leakage	3.450	3.270	3.090	4.080	3.620	3.810	3.620	3.480	3.830	3.970	3.880	3.920
Technical specification limit	25.0	25.0	25.0	25.0	25.0	25.0	25.0	25.0	25.0	25.0	25.0	25.0
Indicator value	13.8	13.1	12.4	16.3	14.5	15.2	14.5	13.9	15.3	15.9	15.5	15.7

Licensee Comments: none

## Drill/Exercise Performance



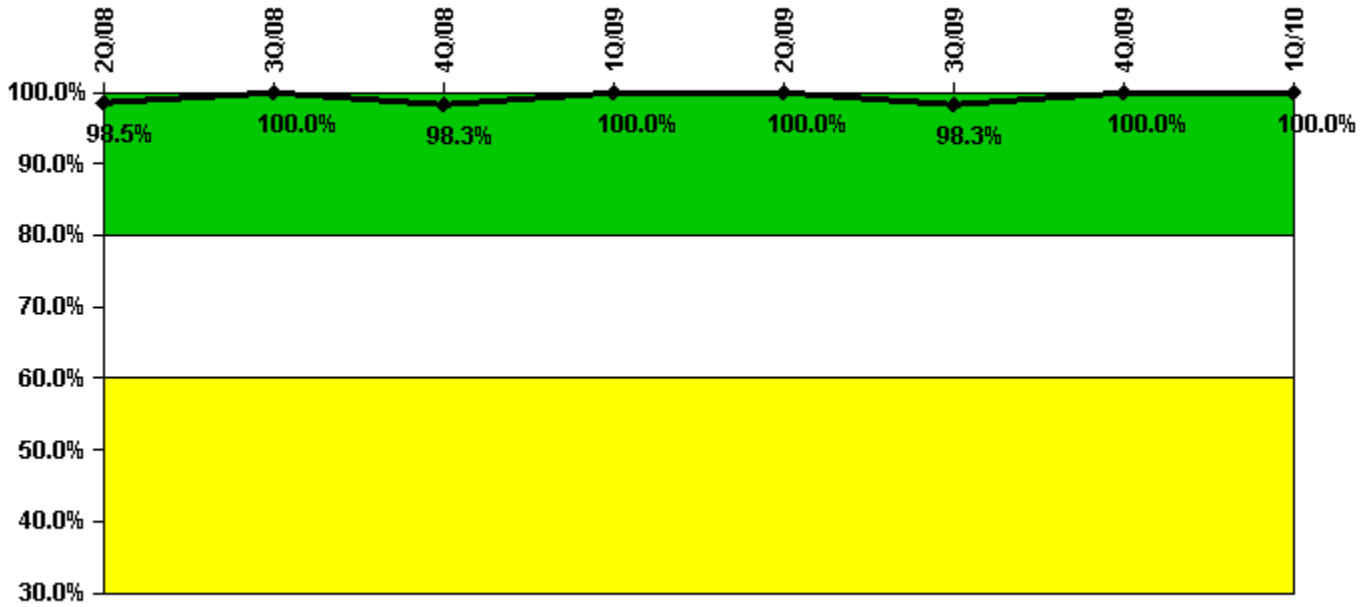
**Thresholds: White < 90.0% Yellow < 70.0%**

### Notes

Drill/Exercise Performance	2Q/08	3Q/08	4Q/08	1Q/09	2Q/09	3Q/09	4Q/09	1Q/10
Successful opportunities	48.0	36.0	48.0	17.0	9.0	55.0	81.0	24.0
Total opportunities	50.0	38.0	48.0	18.0	11.0	58.0	81.0	24.0
<b>Indicator value</b>	<b>98.0%</b>	<b>97.9%</b>	<b>97.9%</b>	<b>97.4%</b>	<b>96.7%</b>	<b>96.6%</b>	<b>97.1%</b>	<b>97.0%</b>

Licensee Comments: none

# ERO Drill Participation



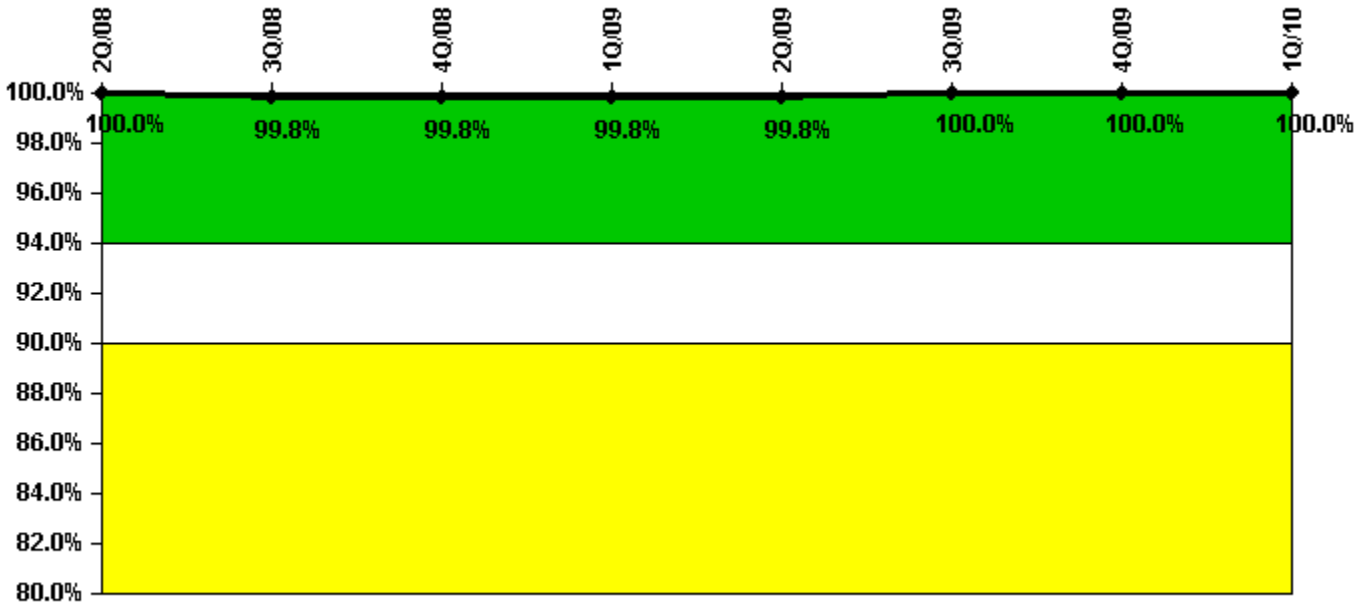
Thresholds: White < 80.0% Yellow < 60.0%

## Notes

ERO Drill Participation	2Q/08	3Q/08	4Q/08	1Q/09	2Q/09	3Q/09	4Q/09	1Q/10
Participating Key personnel	64.0	59.0	58.0	59.0	59.0	59.0	63.0	61.0
Total Key personnel	65.0	59.0	59.0	59.0	59.0	60.0	63.0	61.0
Indicator value	98.5%	100.0%	98.3%	100.0%	100.0%	98.3%	100.0%	100.0%

Licensee Comments: none

# Alert & Notification System



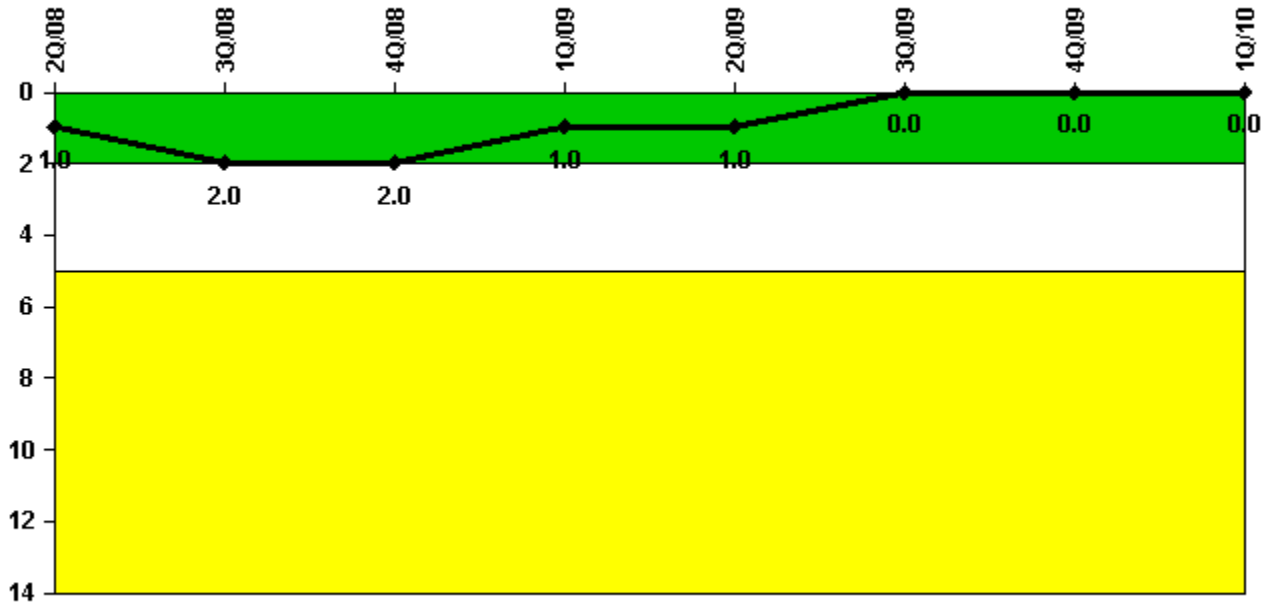
Thresholds: White < 94.0% Yellow < 90.0%

## Notes

Alert & Notification System	2Q/08	3Q/08	4Q/08	1Q/09	2Q/09	3Q/09	4Q/09	1Q/10
Successful siren-tests	143	142	165	132	143	154	154	143
Total sirens-tests	143	143	165	132	143	154	154	143
Indicator value	100.0%	99.8%	99.8%	99.8%	99.8%	100.0%	100.0%	100.0%

Licensee Comments: none

# Occupational Exposure Control Effectiveness



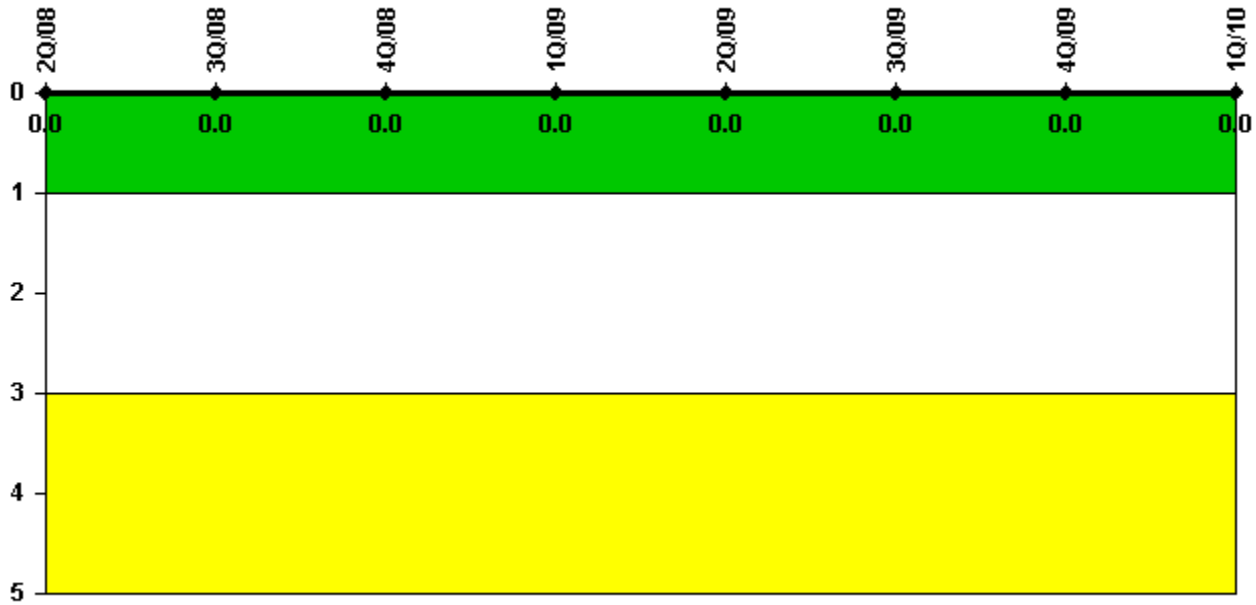
Thresholds: White > 2.0 Yellow > 5.0

## Notes

Occupational Exposure Control Effectiveness	2Q/08	3Q/08	4Q/08	1Q/09	2Q/09	3Q/09	4Q/09	1Q/10
High radiation area occurrences	0	1	0	0	0	0	0	0
Very high radiation area occurrences	0	0	0	0	0	0	0	0
Unintended exposure occurrences	0	0	0	0	0	0	0	0
<b>Indicator value</b>	<b>1</b>	<b>2</b>	<b>2</b>	<b>1</b>	<b>1</b>	<b>0</b>	<b>0</b>	<b>0</b>

Licensee Comments: none

# RETS/ODCM Radiological Effluent



Thresholds: White > 1.0 Yellow > 3.0

## Notes

RETS/ODCM Radiological Effluent	2Q/08	3Q/08	4Q/08	1Q/09	2Q/09	3Q/09	4Q/09	1Q/10
RETS/ODCM occurrences	0	0	0	0	0	0	0	0
Indicator value	0	0	0	0	0	0	0	0

Licensee Comments: none

[Security](#) information not publicly available.