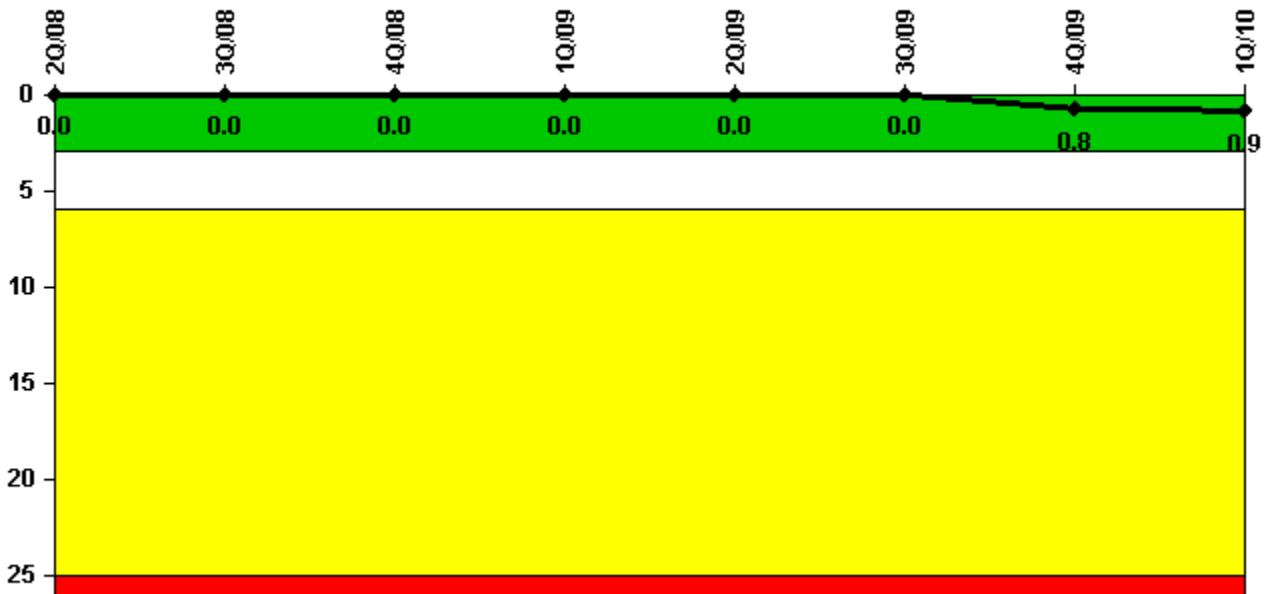


Ginna

1Q/2010 Performance Indicators

Licensee's General Comments: none

Unplanned Scrams per 7000 Critical Hrs



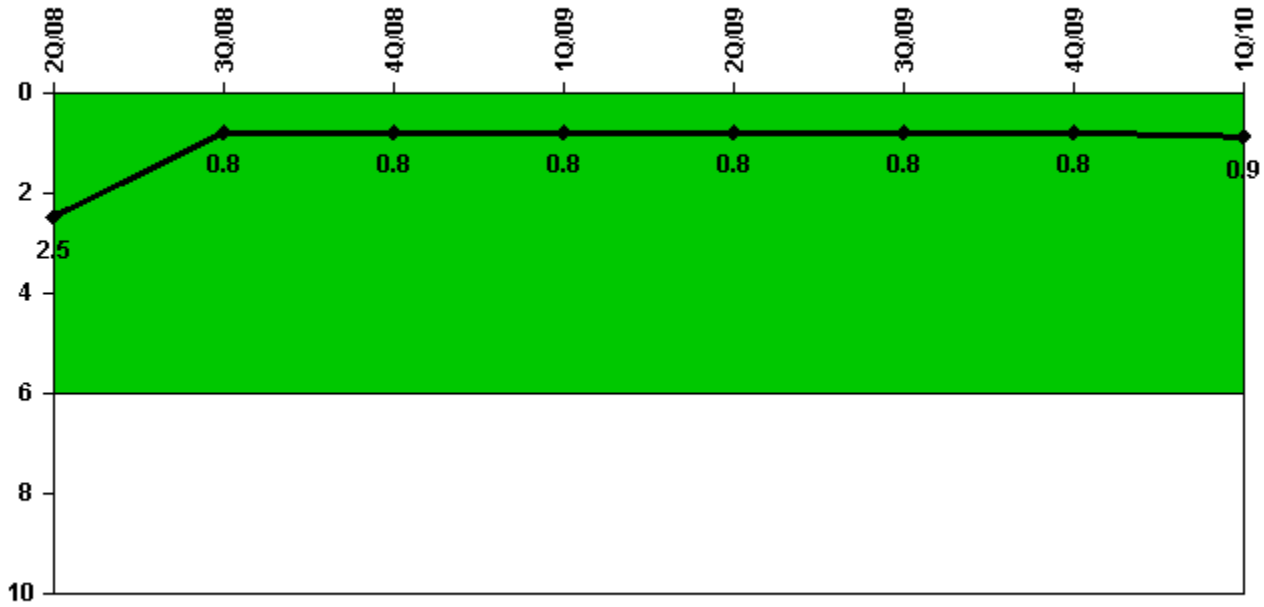
Thresholds: White > 3.0 Yellow > 6.0 Red > 25.0

Notes

Unplanned Scrams per 7000 Critical Hrs	2Q/08	3Q/08	4Q/08	1Q/09	2Q/09	3Q/09	4Q/09	1Q/10
Unplanned scrams	0	0	0	0	0	0	1.0	0
Critical hours	1697.6	2208.0	2209.0	2159.0	2184.0	1796.0	2125.0	2063.6
Indicator value	0	0	0	0	0	0	0.8	0.9

Licensee Comments: none

Unplanned Power Changes per 7000 Critical Hrs



Thresholds: White > 6.0

Notes

Unplanned Power Changes per 7000 Critical Hrs	2Q/08	3Q/08	4Q/08	1Q/09	2Q/09	3Q/09	4Q/09	1Q/10
Unplanned power changes	1.0	0	0	0	1.0	0	0	0
Critical hours	1697.6	2208.0	2209.0	2159.0	2184.0	1796.0	2125.0	2063.6
Indicator value	2.5	0.8	0.8	0.8	0.8	0.8	0.8	0.9

Licensee Comments: none

Unplanned Scrams with Complications



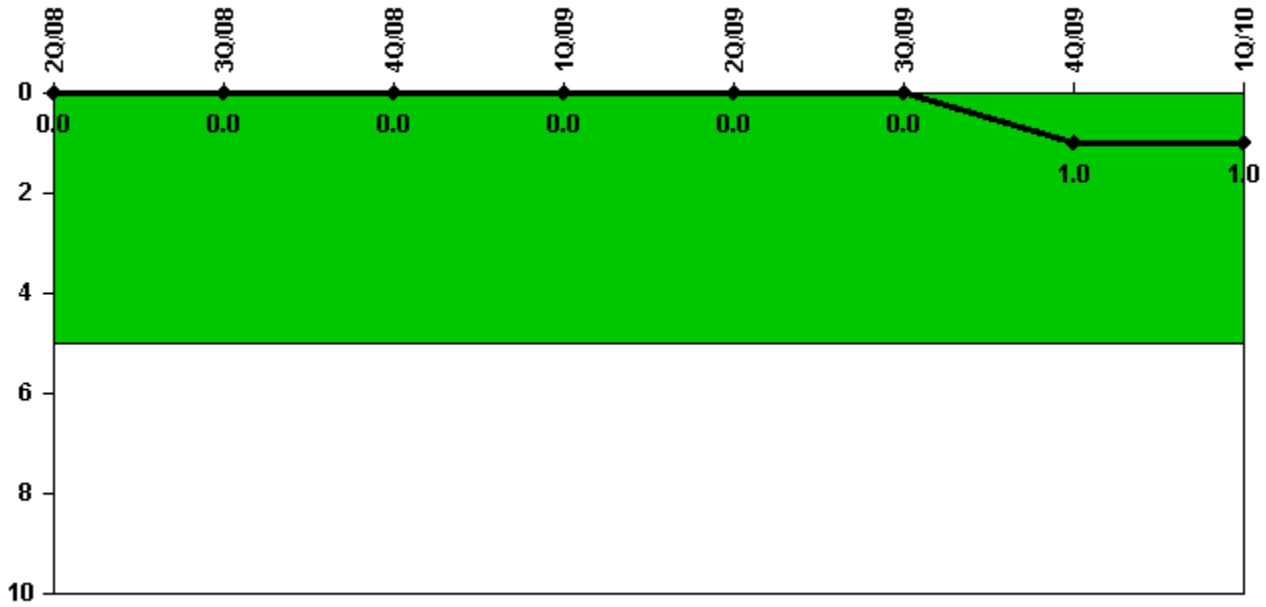
Thresholds: White > 1.0

Notes

Unplanned Scrams with Complications	2Q/08	3Q/08	4Q/08	1Q/09	2Q/09	3Q/09	4Q/09	1Q/10
Scrams with complications	0	0	0	0	0	0	0	0
Indicator value	0.0	0.0	0.0	0.0	0.0	0.0	0.0	0.0

Licensee Comments: none

Safety System Functional Failures (PWR)



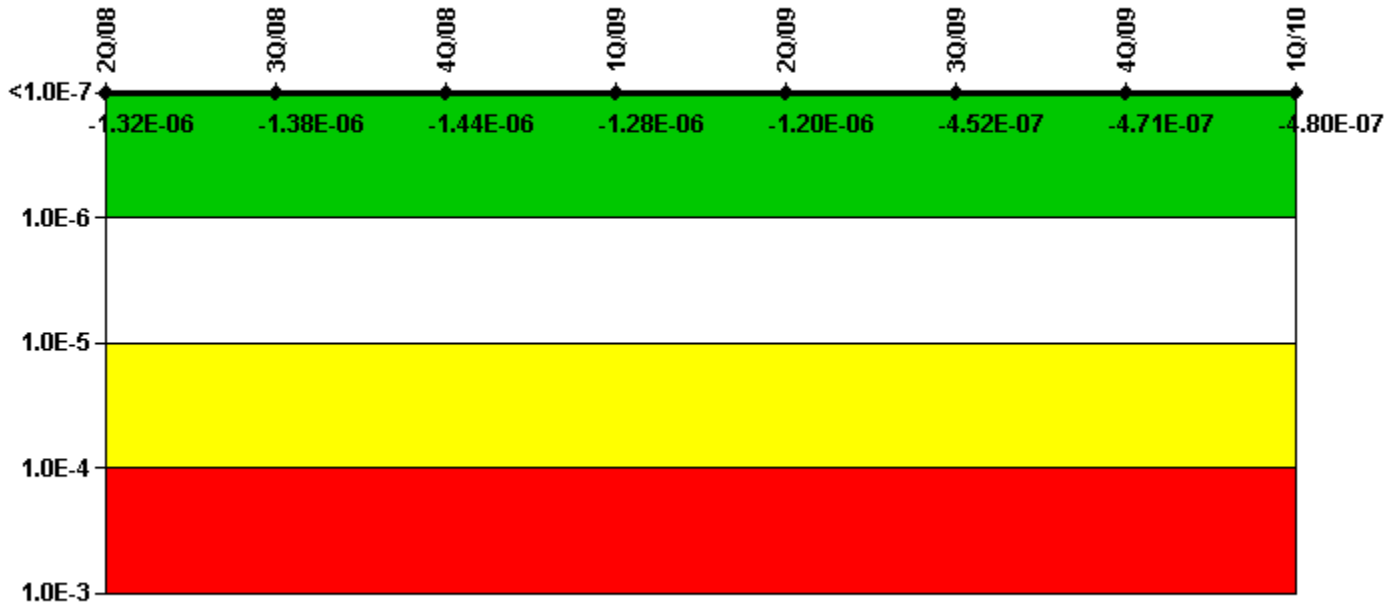
Thresholds: White > 5.0

Notes

Safety System Functional Failures (PWR)	2Q/08	3Q/08	4Q/08	1Q/09	2Q/09	3Q/09	4Q/09	1Q/10
Safety System Functional Failures	0	0	0	0	0	0	1	0
Indicator value	0	0	0	0	0	0	1	1

Licensee Comments: none

Mitigating Systems Performance Index, Emergency AC Power System



Thresholds: White > 1.00E-6 Yellow > 1.00E-5 Red > 1.00E-4

Notes

Mitigating Systems Performance Index, Emergency AC Power System	2Q/08	3Q/08	4Q/08	1Q/09	2Q/09	3Q/09	4Q/09	1Q/10
UAI (Δ CDF)	-2.10E-08	-7.90E-08	-1.40E-07	1.80E-08	9.70E-08	8.80E-08	7.90E-08	7.45E-08
URI (Δ CDF)	-1.30E-06	-1.30E-06	-1.30E-06	-1.30E-06	-1.30E-06	-5.40E-07	-5.50E-07	-5.58E-07
PLE	NO	NO	NO	NO	NO	NO	NO	NO
Indicator value	-1.32E-06	-1.38E-06	-1.44E-06	-1.28E-06	-1.20E-06	-4.52E-07	-4.71E-07	-4.80E-07

Licensee Comments: none

Mitigating Systems Performance Index, High Pressure Injection System



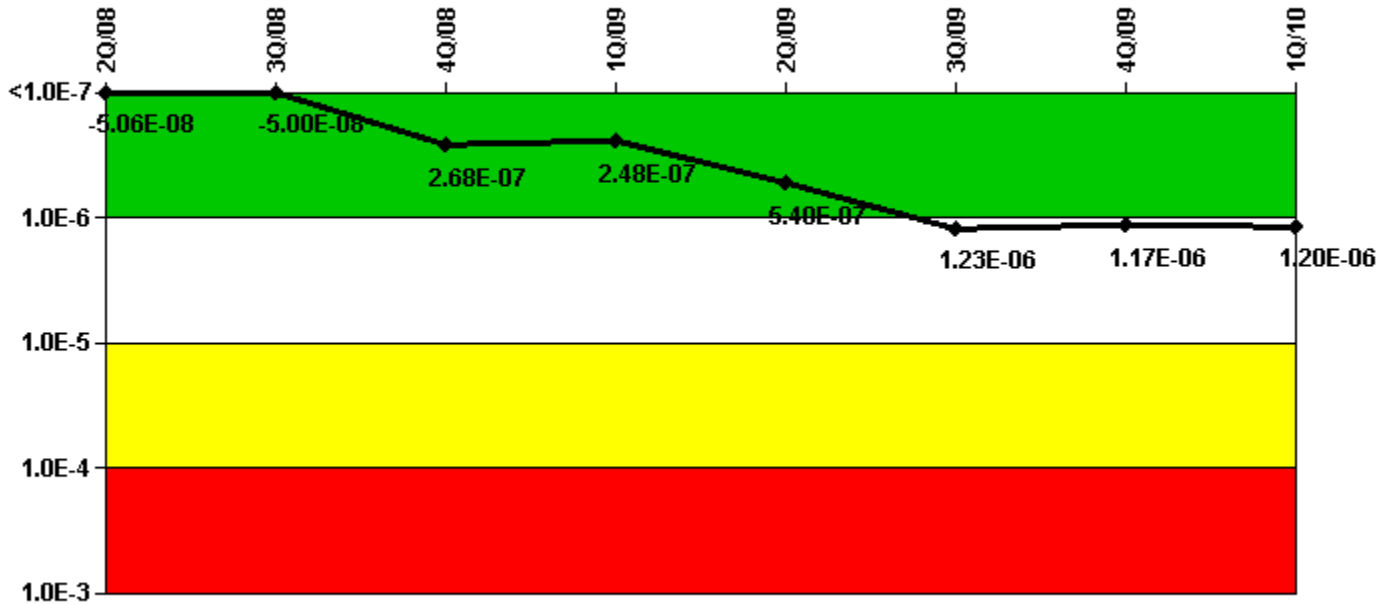
Thresholds: White > 1.00E-6 Yellow > 1.00E-5 Red > 1.00E-4

Notes

Mitigating Systems Performance Index, High Pressure Injection System	2Q/08	3Q/08	4Q/08	1Q/09	2Q/09	3Q/09	4Q/09	1Q/10
UAI (Δ CDF)	4.70E-08	4.70E-08	4.70E-08	4.70E-08	4.70E-08	6.30E-08	6.20E-08	6.18E-08
URI (Δ CDF)	-2.00E-08	-2.00E-08	-2.00E-08	-1.90E-08	-1.90E-08	-4.80E-09	-4.80E-09	-4.58E-09
PLE	NO	NO	NO	NO	NO	NO	NO	NO
Indicator value	2.70E-08	2.70E-08	2.70E-08	2.80E-08	2.80E-08	5.82E-08	5.72E-08	5.70E-08

Licensee Comments: none

Mitigating Systems Performance Index, Heat Removal System



Thresholds: White > 1.00E-6 Yellow > 1.00E-5 Red > 1.00E-4

Notes

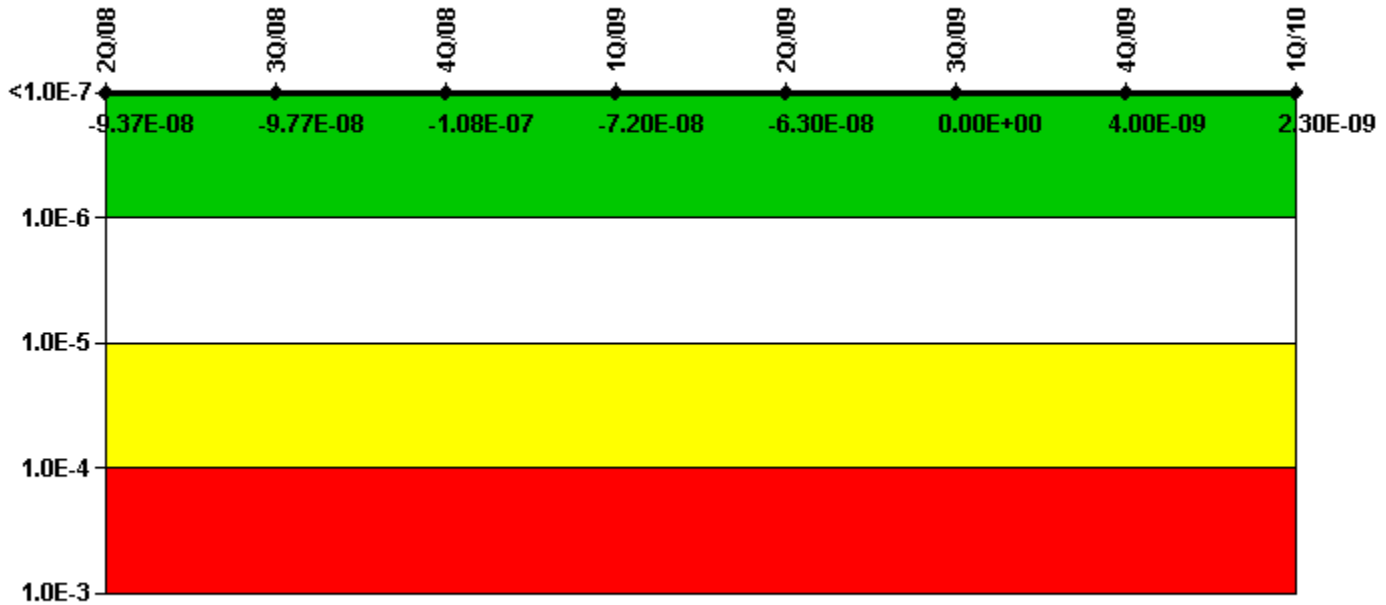
Mitigating Systems Performance Index, Heat Removal System	2Q/08	3Q/08	4Q/08	1Q/09	2Q/09	3Q/09	4Q/09	1Q/10
UAI (Δ CDF)	6.40E-09	8.00E-09	5.80E-08	4.80E-08	1.10E-07	3.10E-07	3.00E-07	3.10E-07
URI (Δ CDF)	-5.70E-08	-5.80E-08	2.10E-07	2.00E-07	4.30E-07	9.20E-07	8.70E-07	8.58E-07
PLE	NO	NO	NO	NO	NO	NO	NO	NO
Indicator value	-5.06E-08	-5.00E-08	2.68E-07	2.48E-07	5.40E-07	1.23E-06	1.17E-06	1.20E-06

Licensee Comments:

2Q/07: Reporting of start demands and run hours for the Heat Removal System pumps was changed from estimated data to actual data to improve the accuracy of the system's monitored performance. Data has been adjusted from October 2006 forward. The color of the indicator has not changed.

1Q/07: Reporting of start demands and run hours for the Heat Removal System pumps was changed from estimated data to actual data to improve the accuracy of the system's monitored performance. Data has been adjusted from October 2006 forward. The color of the indicator has not changed.

Mitigating Systems Performance Index, Residual Heat Removal System



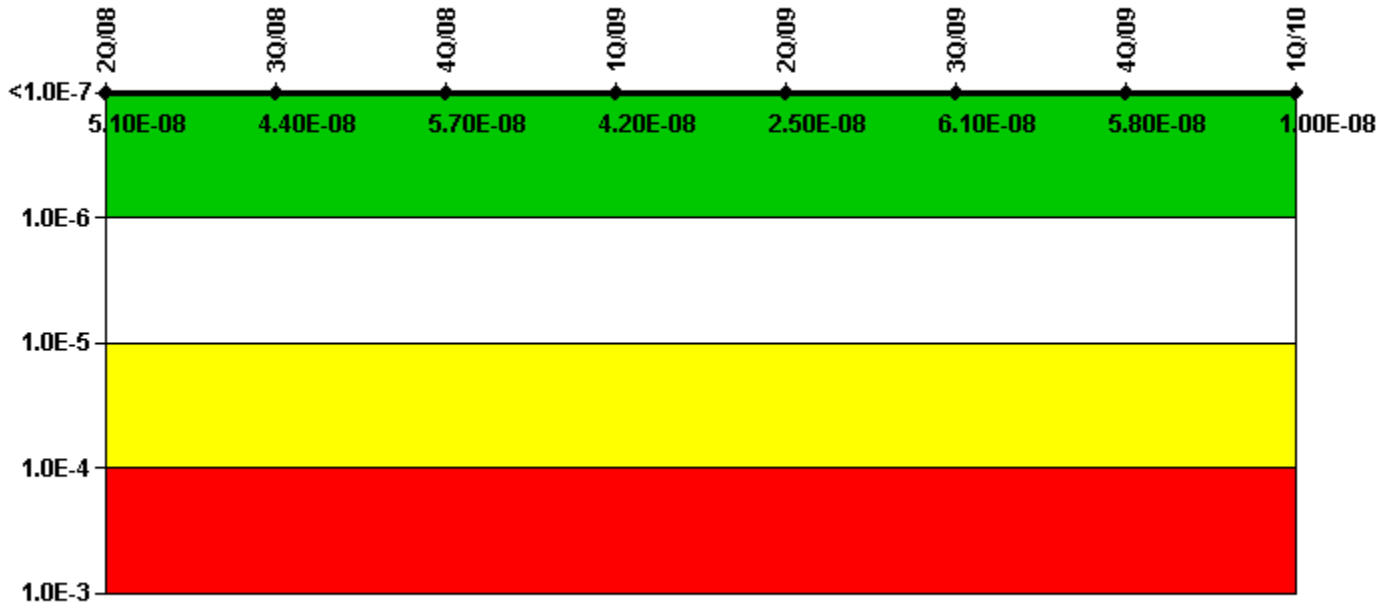
Thresholds: White > 1.00E-6 Yellow > 1.00E-5 Red > 1.00E-4

Notes

Mitigating Systems Performance Index, Residual Heat Removal System	2Q/08	3Q/08	4Q/08	1Q/09	2Q/09	3Q/09	4Q/09	1Q/10
UAI (Δ CDF)	2.30E-09	2.30E-09	2.30E-09	3.80E-08	5.70E-08	2.20E-08	2.40E-08	2.22E-08
URI (Δ CDF)	-9.60E-08	-1.00E-07	-1.10E-07	-1.10E-07	-1.20E-07	-2.20E-08	-2.00E-08	-1.99E-08
PLE	NO	NO	NO	NO	NO	NO	NO	NO
Indicator value	-9.37E-08	-9.77E-08	-1.08E-07	-7.20E-08	-6.30E-08	0.00E+00	4.00E-09	2.30E-09

Licensee Comments: none

Mitigating Systems Performance Index, Cooling Water Systems




Thresholds: White > 1.00E-6 Yellow > 1.00E-5 Red > 1.00E-4

Notes

Mitigating Systems Performance Index, Cooling Water Systems	2Q/08	3Q/08	4Q/08	1Q/09	2Q/09	3Q/09	4Q/09	1Q/10
UAI (Δ CDF)	7.90E-08	7.20E-08	8.50E-08	6.90E-08	5.20E-08	9.00E-08	8.60E-08	3.82E-08
URI (Δ CDF)	-2.80E-08	-2.80E-08	-2.80E-08	-2.70E-08	-2.70E-08	-2.90E-08	-2.80E-08	-2.78E-08
PLE	NO	NO	NO	NO	NO	NO	NO	NO
Indicator value	5.10E-08	4.40E-08	5.70E-08	4.20E-08	2.50E-08	6.10E-08	5.80E-08	1.00E-08

Licensee Comments: none

Reactor Coolant System Activity



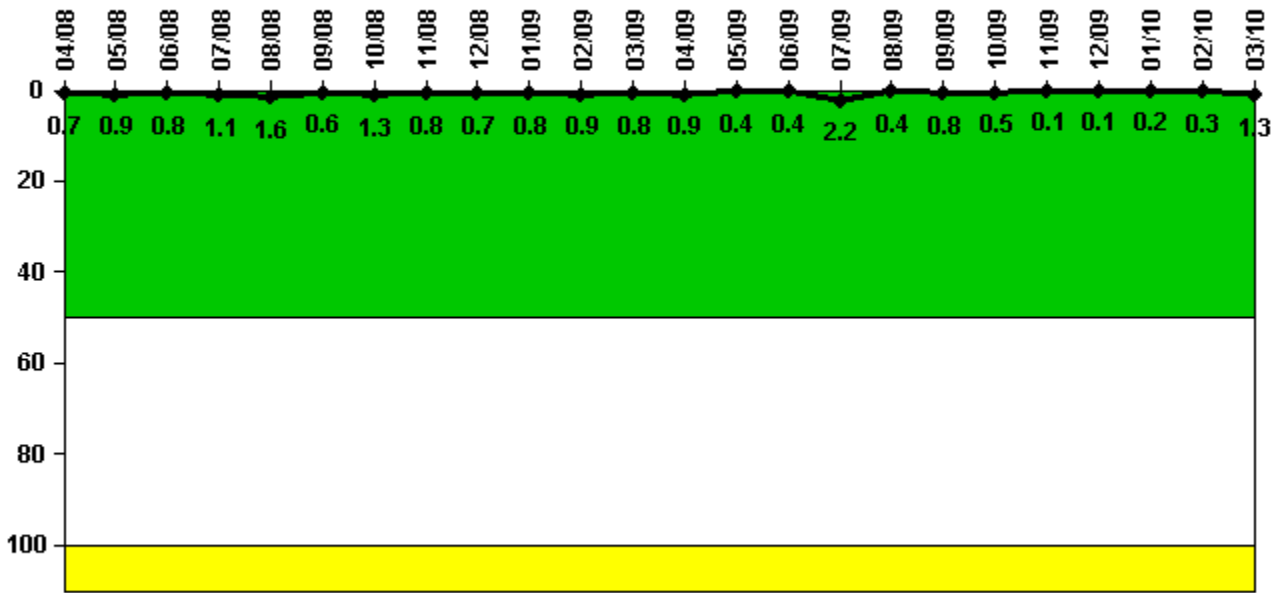
Thresholds: White > 50.0 Yellow > 100.0

Notes

Reactor Coolant System Activity	4/08	5/08	6/08	7/08	8/08	9/08	10/08	11/08	12/08	1/09	2/09	3/09
Maximum activity	0.003490	0.001250	0.001500	0.001710	0.001460	0.001620	0.002190	0.002260	0.002690	0.002720	0.002680	0.002550
Technical specification limit	1.0	1.0	1.0	1.0	1.0	1.0	1.0	1.0	1.0	1.0	1.0	1.0
Indicator value	0.3	0.1	0.2	0.2	0.1	0.2	0.2	0.2	0.3	0.3	0.3	0.3
Reactor Coolant System Activity	4/09	5/09	6/09	7/09	8/09	9/09	10/09	11/09	12/09	1/10	2/10	3/10
Maximum activity	0.002590	0.002630	0.002700	0.002800	0.002830	0.002530	0.001000	0.001130	0.001270	0.001370	0.001620	0.001550
Technical specification limit	1.0	1.0	1.0	1.0	1.0	1.0	1.0	1.0	1.0	1.0	1.0	1.0
Indicator value	0.3	0.3	0.3	0.3	0.3	0.3	0.1	0.1	0.1	0.1	0.2	0.2

Licensee Comments: none

Reactor Coolant System Leakage



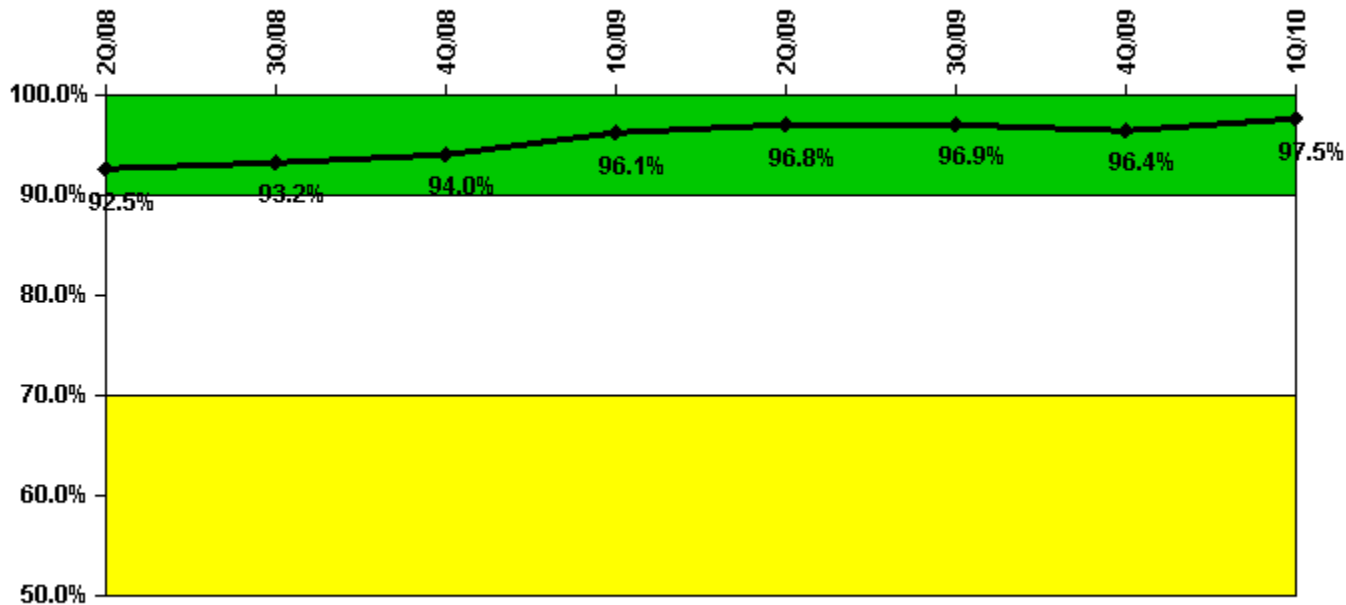
Thresholds: White > 50.0 Yellow > 100.0

Notes

Reactor Coolant System Leakage	4/08	5/08	6/08	7/08	8/08	9/08	10/08	11/08	12/08	1/09	2/09	3/09
Maximum leakage	0.067	0.089	0.081	0.107	0.158	0.058	0.134	0.077	0.069	0.078	0.094	0.080
Technical specification limit	10.0	10.0	10.0	10.0	10.0	10.0	10.0	10.0	10.0	10.0	10.0	10.0
Indicator value	0.7	0.9	0.8	1.1	1.6	0.6	1.3	0.8	0.7	0.8	0.9	0.8
Reactor Coolant System Leakage	4/09	5/09	6/09	7/09	8/09	9/09	10/09	11/09	12/09	1/10	2/10	3/10
Maximum leakage	0.089	0.038	0.035	0.216	0.035	0.079	0.045	0.012	0.012	0.019	0.025	0.134
Technical specification limit	10.0	10.0	10.0	10.0	10.0	10.0	10.0	10.0	10.0	10.0	10.0	10.0
Indicator value	0.9	0.4	0.4	2.2	0.4	0.8	0.5	0.1	0.1	0.2	0.3	1.3

Licensee Comments: none

Drill/Exercise Performance



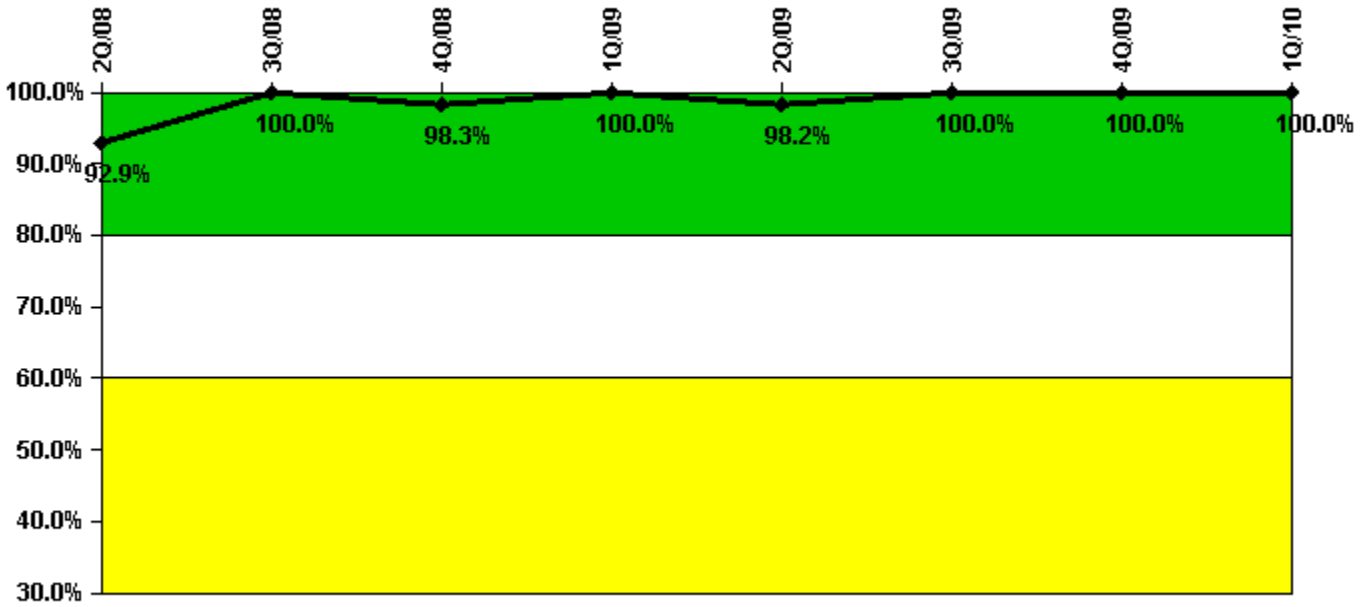
Thresholds: White < 90.0% Yellow < 70.0%

Notes

Drill/Exercise Performance	2Q/08	3Q/08	4Q/08	1Q/09	2Q/09	3Q/09	4Q/09	1Q/10
Successful opportunities	0	38.0	32.0	55.0	15.0	14.0	23.0	16.0
Total opportunities	0	38.0	32.0	55.0	16.0	14.0	26.0	17.0
Indicator value	92.5%	93.2%	94.0%	96.1%	96.8%	96.9%	96.4%	97.5%

Licensee Comments: none

ERO Drill Participation



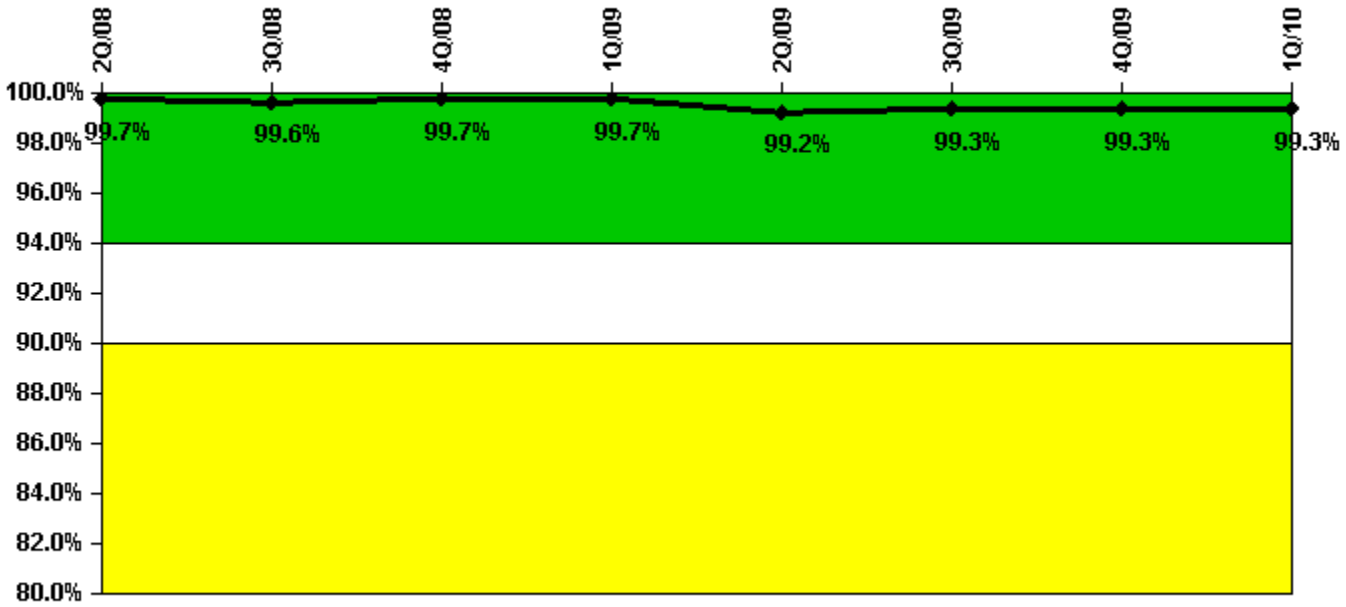
Thresholds: White < 80.0% Yellow < 60.0%

Notes

ERO Drill Participation	2Q/08	3Q/08	4Q/08	1Q/09	2Q/09	3Q/09	4Q/09	1Q/10
Participating Key personnel	52.0	57.0	58.0	58.0	54.0	53.0	50.0	48.0
Total Key personnel	56.0	57.0	59.0	58.0	55.0	53.0	50.0	48.0
Indicator value	92.9%	100.0%	98.3%	100.0%	98.2%	100.0%	100.0%	100.0%

Licensee Comments: none

Alert & Notification System



Thresholds: White < 94.0% Yellow < 90.0%

Notes

Alert & Notification System	2Q/08	3Q/08	4Q/08	1Q/09	2Q/09	3Q/09	4Q/09	1Q/10
Successful siren-tests	1245	1239	1248	1245	1221	1243	1247	1246
Total sirens-tests	1247	1247	1248	1248	1248	1248	1248	1248
Indicator value	99.7%	99.6%	99.7%	99.7%	99.2%	99.3%	99.3%	99.3%

Licensee Comments: none

Occupational Exposure Control Effectiveness



Thresholds: White > 2.0 Yellow > 5.0

Notes

Occupational Exposure Control Effectiveness	2Q/08	3Q/08	4Q/08	1Q/09	2Q/09	3Q/09	4Q/09	1Q/10
High radiation area occurrences	0	0	0	0	0	0	0	0
Very high radiation area occurrences	0	0	0	0	0	0	0	0
Unintended exposure occurrences	0	0	0	0	0	0	0	0
Indicator value	0	0	0	0	0	0	0	0

Licensee Comments: none

RETS/ODCM Radiological Effluent



Thresholds: White > 1.0 Yellow > 3.0

Notes

RETS/ODCM Radiological Effluent	2Q/08	3Q/08	4Q/08	1Q/09	2Q/09	3Q/09	4Q/09	1Q/10
RETS/ODCM occurrences	0	0	0	0	0	0	0	0
Indicator value	0	0	0	0	0	0	0	0

Licensee Comments: none

[Security](#) information not publicly available.