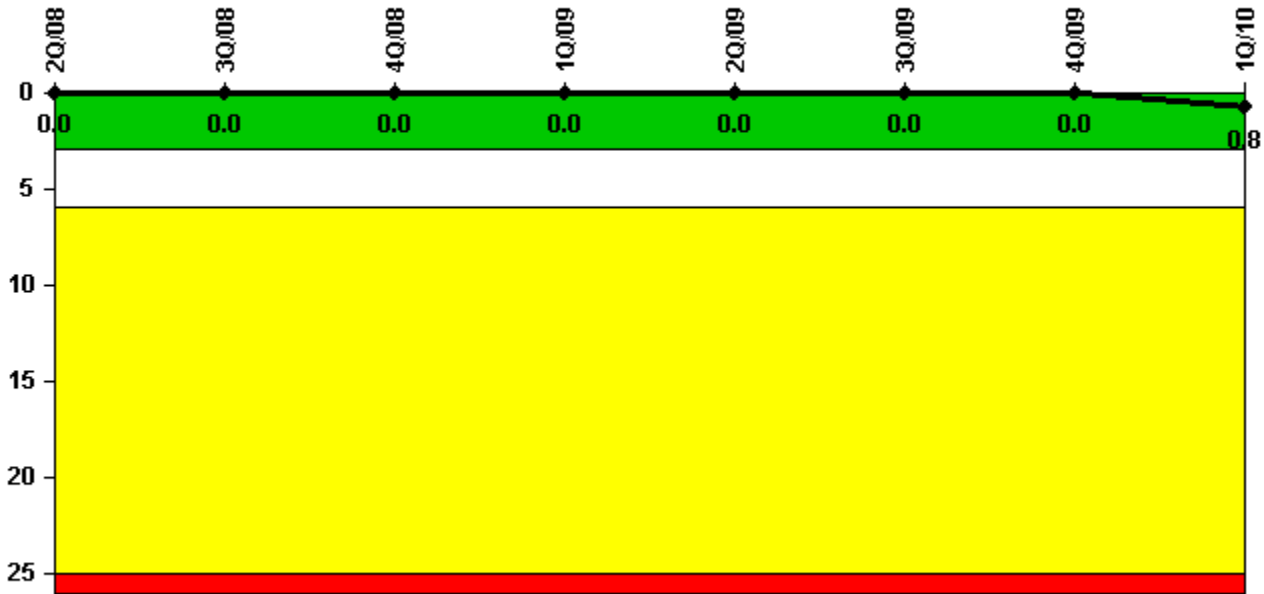


Comanche Peak 1

1Q/2010 Performance Indicators

Licensee's General Comments: none

Unplanned Scrams per 7000 Critical Hrs



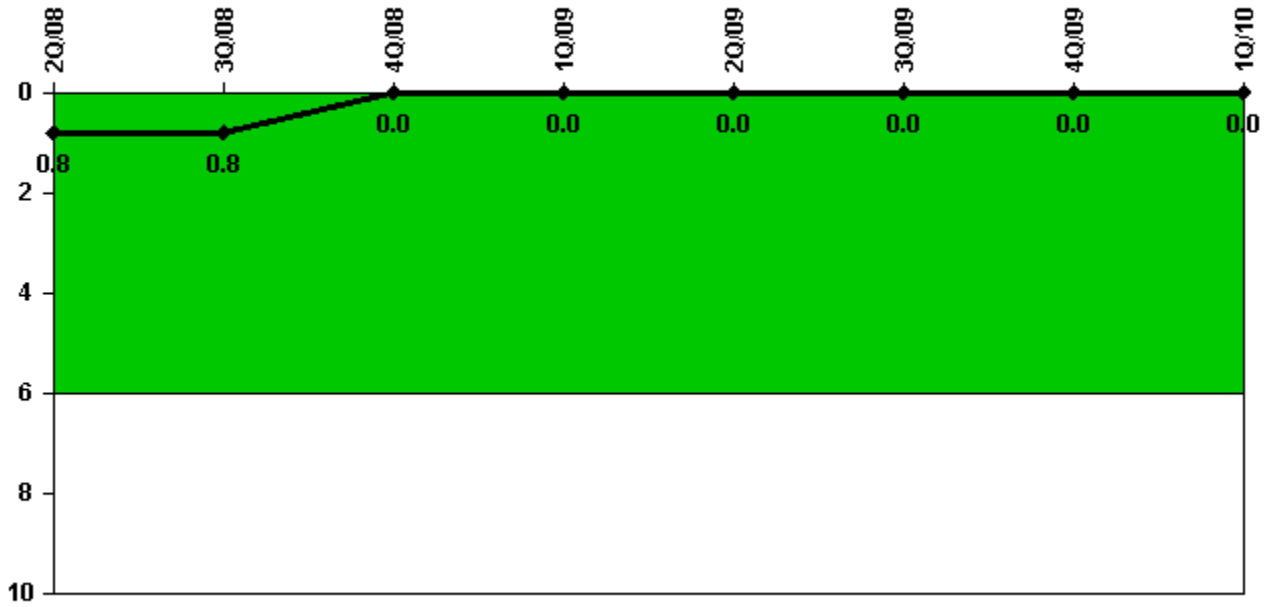
Thresholds: White > 3.0 Yellow > 6.0 Red > 25.0

Notes

Unplanned Scrams per 7000 Critical Hrs	2Q/08	3Q/08	4Q/08	1Q/09	2Q/09	3Q/09	4Q/09	1Q/10
Unplanned scrams	0	0	0	0	0	0	0	1.0
Critical hours	2184.0	2124.0	1849.4	2159.0	2184.0	2208.0	2209.0	2069.7
Indicator value	0	0	0	0	0	0	0	0.8

Licensee Comments: none

Unplanned Power Changes per 7000 Critical Hrs



Thresholds: White > 6.0

Notes

Unplanned Power Changes per 7000 Critical Hrs	2Q/08	3Q/08	4Q/08	1Q/09	2Q/09	3Q/09	4Q/09	1Q/10
Unplanned power changes	0	0	0	0	0	0	0	0
Critical hours	2184.0	2124.0	1849.4	2159.0	2184.0	2208.0	2209.0	2069.7
Indicator value	0.8	0.8	0	0	0	0	0	0

Licensee Comments: none

Unplanned Scrams with Complications



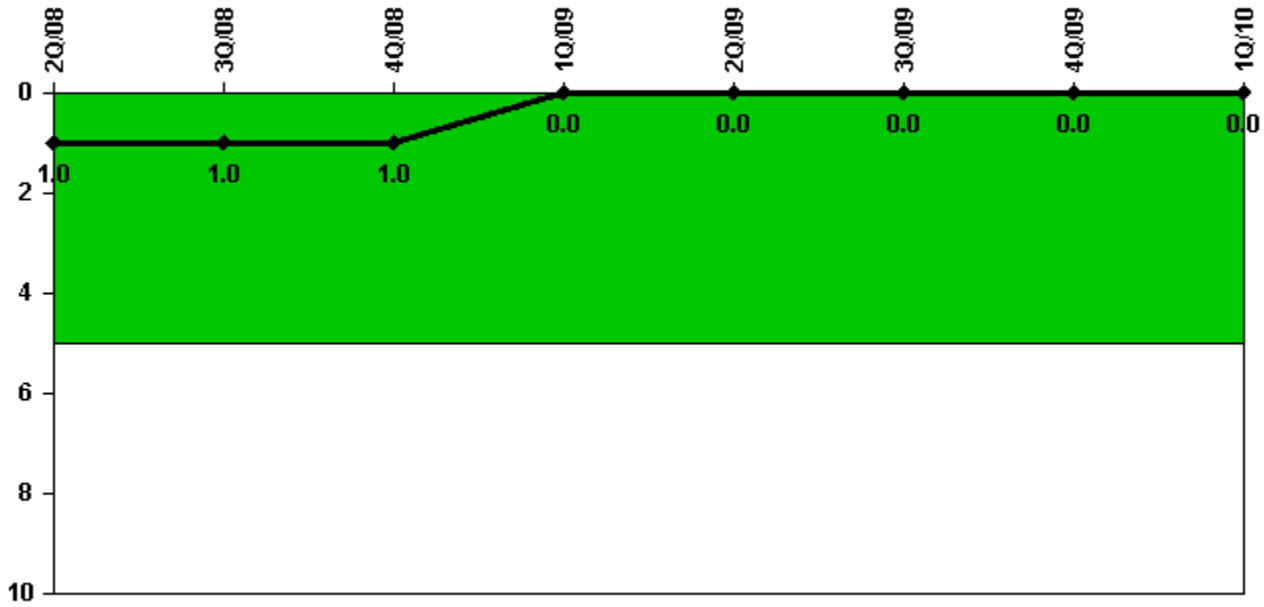
Thresholds: White > 1.0

Notes

Unplanned Scrams with Complications	2Q/08	3Q/08	4Q/08	1Q/09	2Q/09	3Q/09	4Q/09	1Q/10
Scrams with complications	0	0	0	0	0	0	0	0
Indicator value	0.0	0.0	0.0	0.0	0.0	0.0	0.0	0.0

Licensee Comments: none

Safety System Functional Failures (PWR)



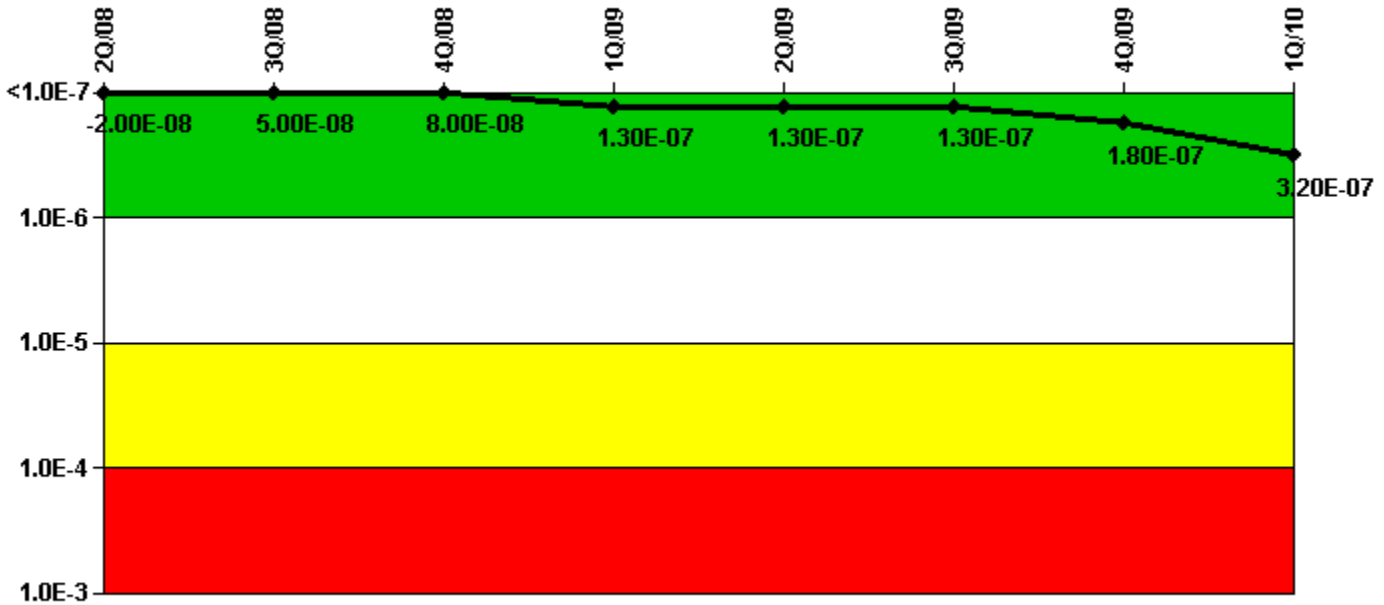
Thresholds: White > 5.0

Notes

Safety System Functional Failures (PWR)	2Q/08	3Q/08	4Q/08	1Q/09	2Q/09	3Q/09	4Q/09	1Q/10
Safety System Functional Failures	0	0	0	0	0	0	0	0
Indicator value	1	1	1	0	0	0	0	0

Licensee Comments: none

Mitigating Systems Performance Index, Emergency AC Power System



Thresholds: White > 1.00E-6 Yellow > 1.00E-5 Red > 1.00E-4


Notes

Mitigating Systems Performance Index, Emergency AC Power System	2Q/08	3Q/08	4Q/08	1Q/09	2Q/09	3Q/09	4Q/09	1Q/10
UAI (Δ CDF)	-2.70E-07	-2.70E-07	-2.70E-07	-3.70E-07	-3.70E-07	-3.70E-07	-3.30E-07	-2.27E-07
URI (Δ CDF)	2.50E-07	3.20E-07	3.50E-07	5.00E-07	5.00E-07	5.00E-07	5.10E-07	5.50E-07
PLE	NO	NO	NO	NO	NO	NO	NO	NO
Indicator value	-2.00E-08	5.00E-08	8.00E-08	1.30E-07	1.30E-07	1.30E-07	1.80E-07	3.20E-07

Licensee Comments:

1Q/10: Risk Cap Invoked.

Mitigating Systems Performance Index, High Pressure Injection System



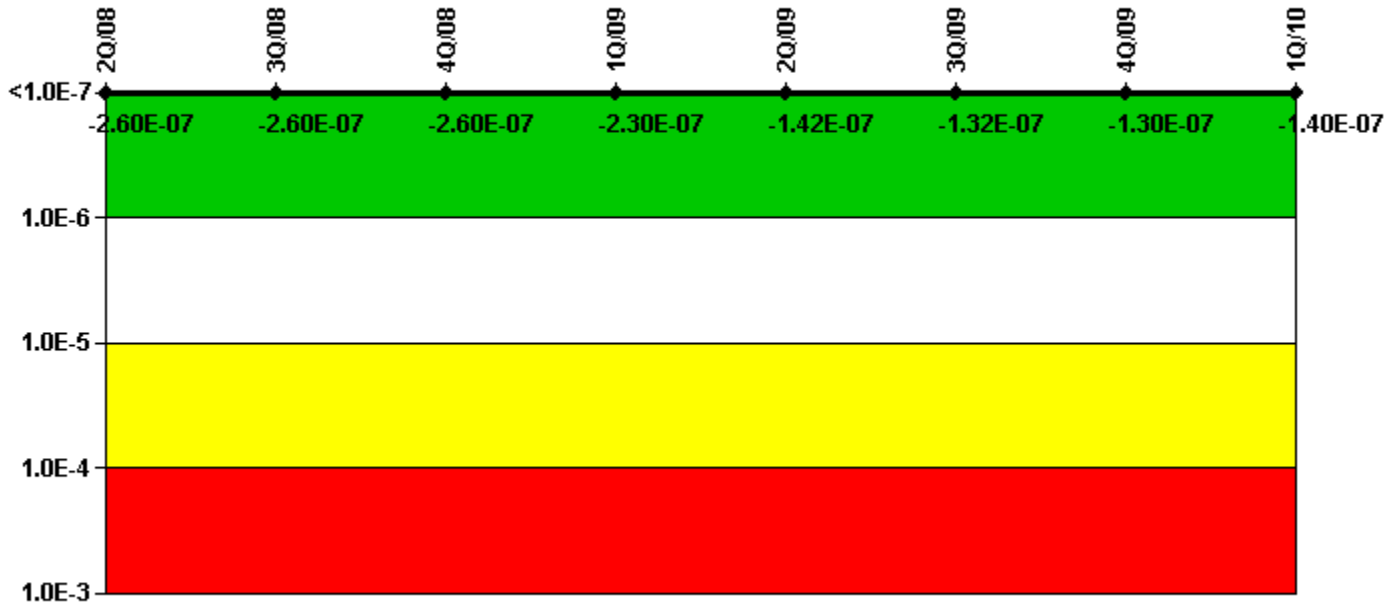
Thresholds: White > 1.00E-6 Yellow > 1.00E-5 Red > 1.00E-4

Notes

Mitigating Systems Performance Index, High Pressure Injection System	2Q/08	3Q/08	4Q/08	1Q/09	2Q/09	3Q/09	4Q/09	1Q/10
UAI (Δ CDF)	-7.50E-08	-7.50E-08	-7.50E-08	-1.50E-08	-1.50E-08	-1.30E-08	-1.30E-08	-1.33E-08
URI (Δ CDF)	-3.30E-08	-3.20E-08	-2.40E-08	6.40E-09	7.90E-09	1.00E-08	1.40E-08	1.76E-08
PLE	NO	NO	NO	NO	NO	NO	NO	NO
Indicator value	-1.08E-07	-1.07E-07	-9.90E-08	-8.60E-09	-7.10E-09	-3.00E-09	1.00E-09	4.40E-09

Licensee Comments: none

Mitigating Systems Performance Index, Heat Removal System



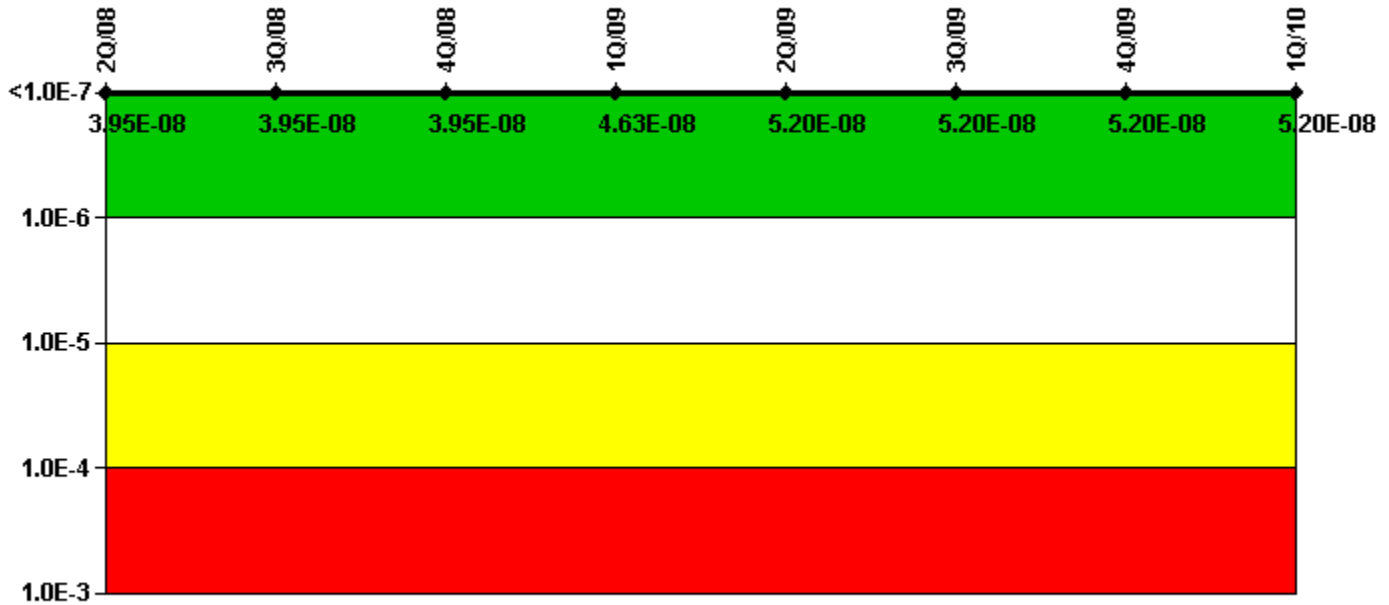
Thresholds: White > 1.00E-6 Yellow > 1.00E-5 Red > 1.00E-4

Notes

Mitigating Systems Performance Index, Heat Removal System	2Q/08	3Q/08	4Q/08	1Q/09	2Q/09	3Q/09	4Q/09	1Q/10
UAI (Δ CDF)	-1.50E-07	-1.50E-07	-1.50E-07	-1.20E-07	-3.20E-08	-3.20E-08	-3.20E-08	-3.67E-08
URI (Δ CDF)	-1.10E-07	-1.10E-07	-1.10E-07	-1.10E-07	-1.10E-07	-1.00E-07	-9.80E-08	-1.00E-07
PLE	NO	NO	NO	NO	NO	NO	NO	NO
Indicator value	-2.60E-07	-2.60E-07	-2.60E-07	-2.30E-07	-1.42E-07	-1.32E-07	-1.30E-07	-1.40E-07

Licensee Comments: none

Mitigating Systems Performance Index, Residual Heat Removal System



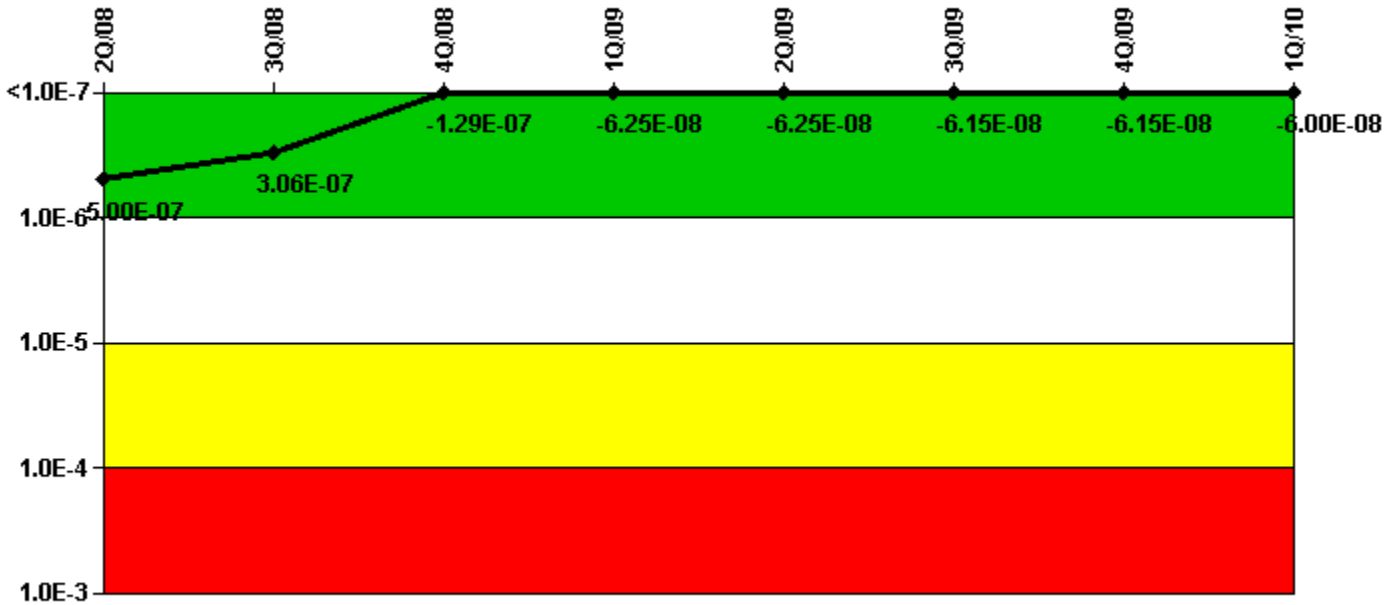
Thresholds: White > 1.00E-6 Yellow > 1.00E-5 Red > 1.00E-4

Notes

Mitigating Systems Performance Index, Residual Heat Removal System	2Q/08	3Q/08	4Q/08	1Q/09	2Q/09	3Q/09	4Q/09	1Q/10
UAI (Δ CDF)	-7.50E-09	-7.50E-09	-7.50E-09	-7.70E-09	-2.00E-09	-2.00E-09	-2.00E-09	-2.18E-09
URI (Δ CDF)	4.70E-08	4.70E-08	4.70E-08	5.40E-08	5.40E-08	5.40E-08	5.40E-08	5.38E-08
PLE	NO	NO	NO	NO	NO	NO	NO	NO
Indicator value	3.95E-08	3.95E-08	3.95E-08	4.63E-08	5.20E-08	5.20E-08	5.20E-08	5.20E-08

Licensee Comments: none

Mitigating Systems Performance Index, Cooling Water Systems



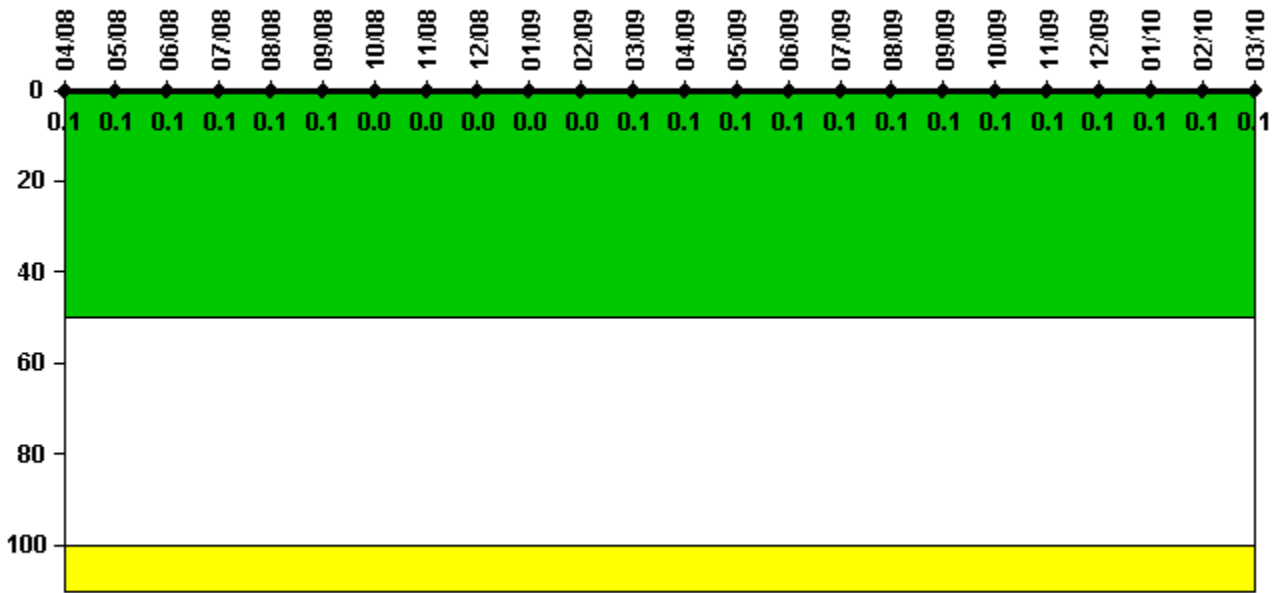
Thresholds: White > 1.00E-6 Yellow > 1.00E-5 Red > 1.00E-4

Notes

Mitigating Systems Performance Index, Cooling Water Systems	2Q/08	3Q/08	4Q/08	1Q/09	2Q/09	3Q/09	4Q/09	1Q/10
UAI (Δ CDF)	1.70E-07	7.60E-08	7.10E-08	1.50E-09	1.50E-09	1.50E-09	1.50E-09	2.17E-09
URI (Δ CDF)	3.30E-07	2.30E-07	-2.00E-07	-6.40E-08	-6.40E-08	-6.30E-08	-6.30E-08	-6.23E-08
PLE	NO	NO	NO	NO	NO	NO	NO	NO
Indicator value	5.00E-07	3.06E-07	-1.29E-07	-6.25E-08	-6.25E-08	-6.15E-08	-6.15E-08	-6.00E-08

Licensee Comments: none

Reactor Coolant System Activity



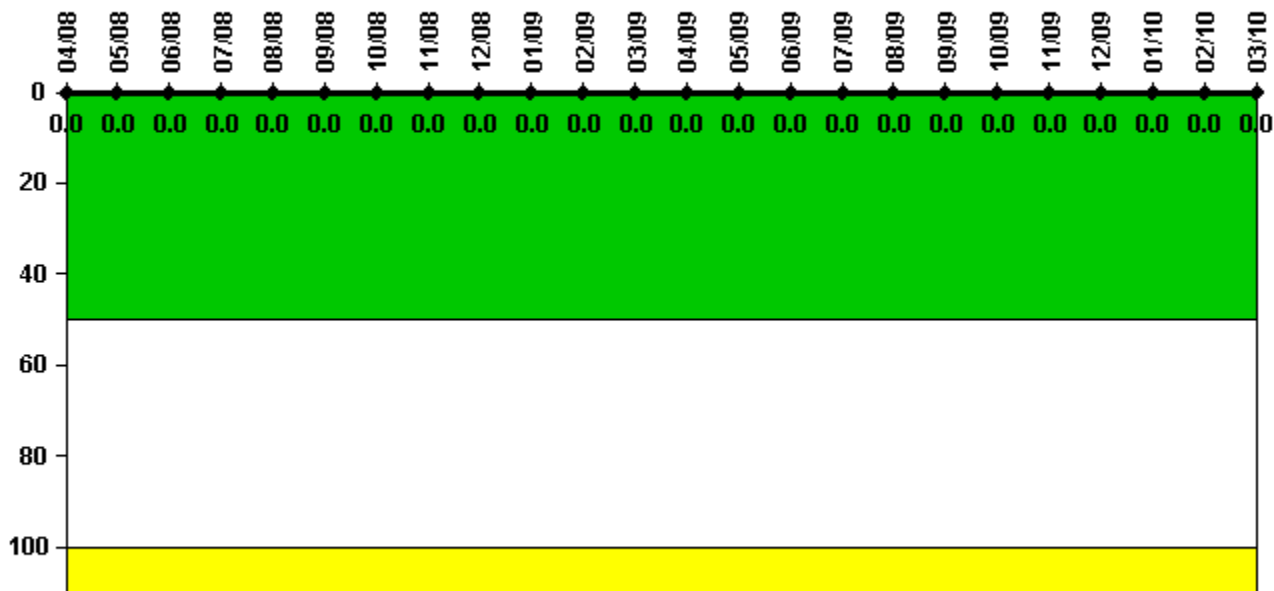
Thresholds: White > 50.0 Yellow > 100.0

Notes

Reactor Coolant System Activity	4/08	5/08	6/08	7/08	8/08	9/08	10/08	11/08	12/08	1/09	2/09	3/09
Maximum activity	0.000256	0.000299	0.000321	0.000333	0.000320	0.000489	0.000151	0.000177	0.000192	0.000206	0.000220	0.000247
Technical specification limit	0.5	0.5	0.5	0.5	0.5	0.5	0.5	0.5	0.5	0.5	0.5	0.5
Indicator value	0.1	0.1	0.1	0.1	0.1	0.1	0	0	0	0	0	0.1
Reactor Coolant System Activity	4/09	5/09	6/09	7/09	8/09	9/09	10/09	11/09	12/09	1/10	2/10	3/10
Maximum activity	0.000233	0.000235	0.000270	0.000248	0.000265	0.000270	0.000280	0.000282	0.000289	0.000363	0.000466	0.000495
Technical specification limit	0.5	0.5	0.5	0.5	0.5	0.5	0.5	0.5	0.5	0.5	0.5	0.5
Indicator value	0.1	0.1	0.1	0.1	0.1	0.1	0.1	0.1	0.1	0.1	0.1	0.1

Licensee Comments: none

Reactor Coolant System Leakage



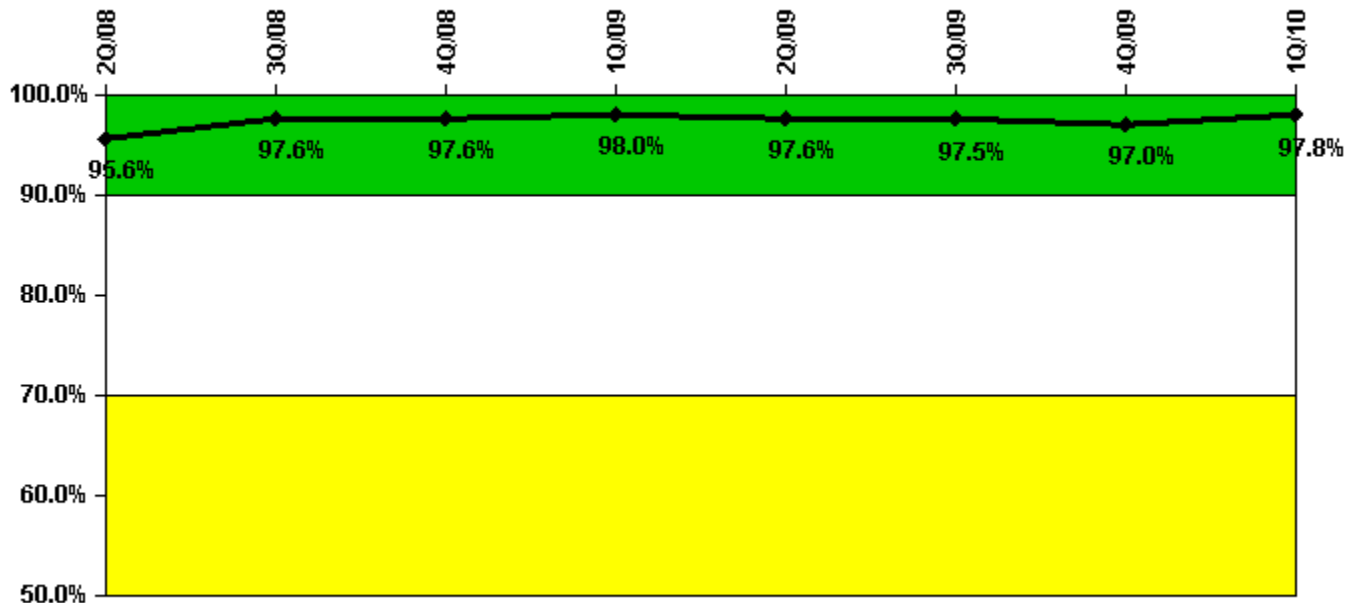
Thresholds: White > 50.0 Yellow > 100.0

Notes

Reactor Coolant System Leakage	4/08	5/08	6/08	7/08	8/08	9/08	10/08	11/08	12/08	1/09	2/09	3/09
Maximum leakage	0	0	0	0	0	0	0	0	0	0	0	0
Technical specification limit	10.0	10.0	10.0	10.0	10.0	10.0	10.0	10.0	10.0	10.0	10.0	10.0
Indicator value	0	0	0	0	0	0	0	0	0	0	0	0
Reactor Coolant System Leakage	4/09	5/09	6/09	7/09	8/09	9/09	10/09	11/09	12/09	1/10	2/10	3/10
Maximum leakage	0	0	0	0	0	0	0	0	0	0	0	0
Technical specification limit	10.0	10.0	10.0	10.0	10.0	10.0	10.0	10.0	10.0	10.0	10.0	10.0
Indicator value	0	0	0	0	0	0	0	0	0	0	0	0

Licensee Comments: none

Drill/Exercise Performance



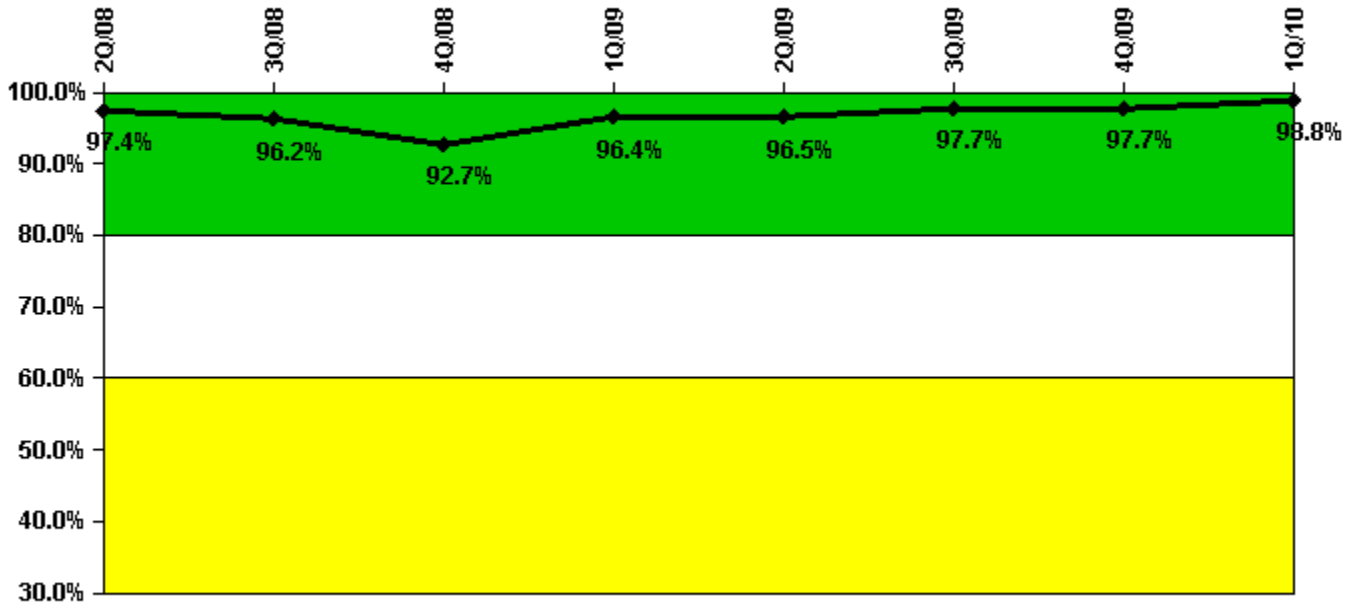
Thresholds: White < 90.0% Yellow < 70.0%

Notes

Drill/Exercise Performance	2Q/08	3Q/08	4Q/08	1Q/09	2Q/09	3Q/09	4Q/09	1Q/10
Successful opportunities	25.0	36.0	0	32.0	49.0	20.0	8.0	6.0
Total opportunities	26.0	37.0	0	32.0	51.0	20.0	8.0	6.0
Indicator value	95.6%	97.6%	97.6%	98.0%	97.6%	97.5%	97.0%	97.8%

Licensee Comments: none

ERO Drill Participation



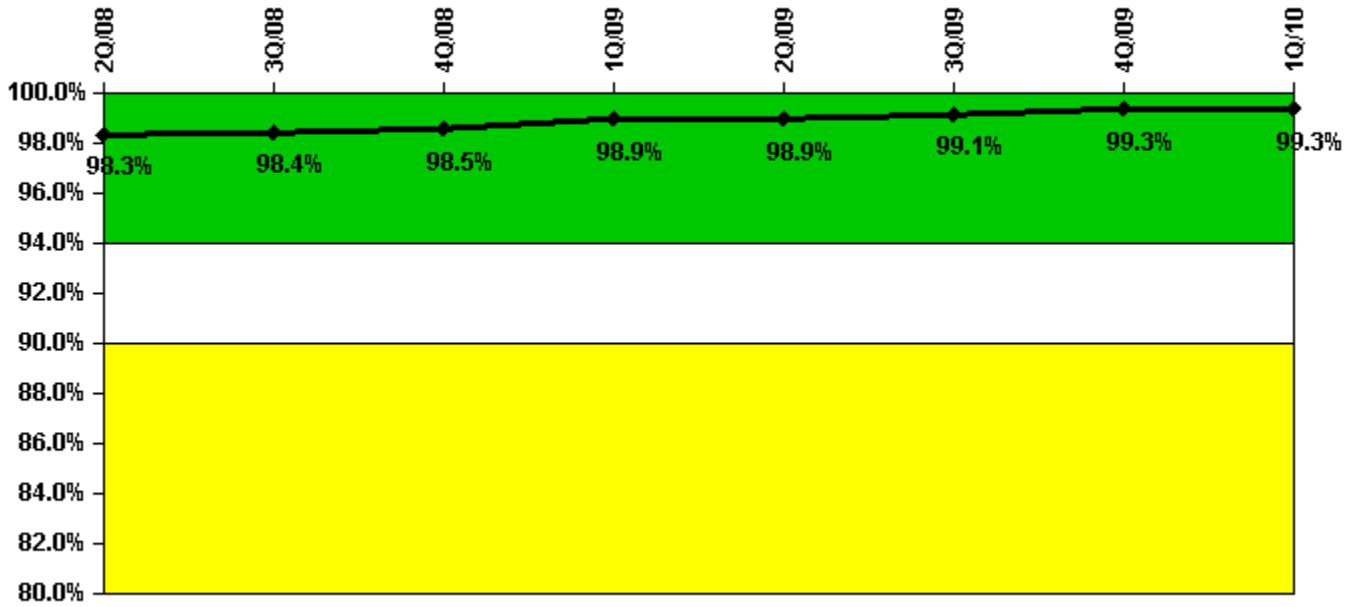
Thresholds: White < 80.0% Yellow < 60.0%

Notes

ERO Drill Participation	2Q/08	3Q/08	4Q/08	1Q/09	2Q/09	3Q/09	4Q/09	1Q/10
Participating Key personnel	76.0	76.0	76.0	80.0	83.0	84.0	85.0	82.0
Total Key personnel	78.0	79.0	82.0	83.0	86.0	86.0	87.0	83.0
Indicator value	97.4%	96.2%	92.7%	96.4%	96.5%	97.7%	97.7%	98.8%

Licensee Comments: none

Alert & Notification System



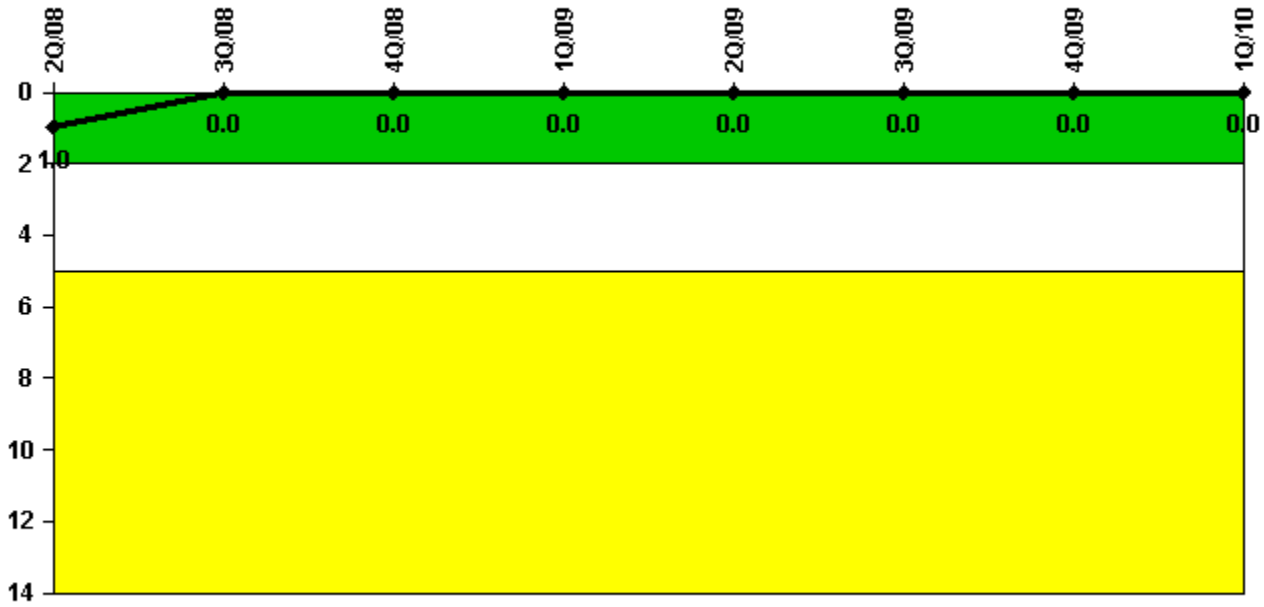
Thresholds: White < 94.0% Yellow < 90.0%

Notes

Alert & Notification System	2Q/08	3Q/08	4Q/08	1Q/09	2Q/09	3Q/09	4Q/09	1Q/10
Successful siren-tests	211	426	427	432	424	430	428	432
Total sirens-tests	216	432	432	432	432	432	430	432
Indicator value	98.3%	98.4%	98.5%	98.9%	98.9%	99.1%	99.3%	99.3%

Licensee Comments: none

Occupational Exposure Control Effectiveness



Thresholds: White > 2.0 Yellow > 5.0

Notes

Occupational Exposure Control Effectiveness	2Q/08	3Q/08	4Q/08	1Q/09	2Q/09	3Q/09	4Q/09	1Q/10
High radiation area occurrences	0	0	0	0	0	0	0	0
Very high radiation area occurrences	0	0	0	0	0	0	0	0
Unintended exposure occurrences	0	0	0	0	0	0	0	0
Indicator value	1	0	0	0	0	0	0	0

Licensee Comments: none

RETS/ODCM Radiological Effluent



Thresholds: White > 1.0 Yellow > 3.0

Notes

RETS/ODCM Radiological Effluent	2Q/08	3Q/08	4Q/08	1Q/09	2Q/09	3Q/09	4Q/09	1Q/10
RETS/ODCM occurrences	0	0	0	0	0	0	0	0
Indicator value	0	0	0	0	0	0	0	0

Licensee Comments: none

[Security](#) information not publicly available.