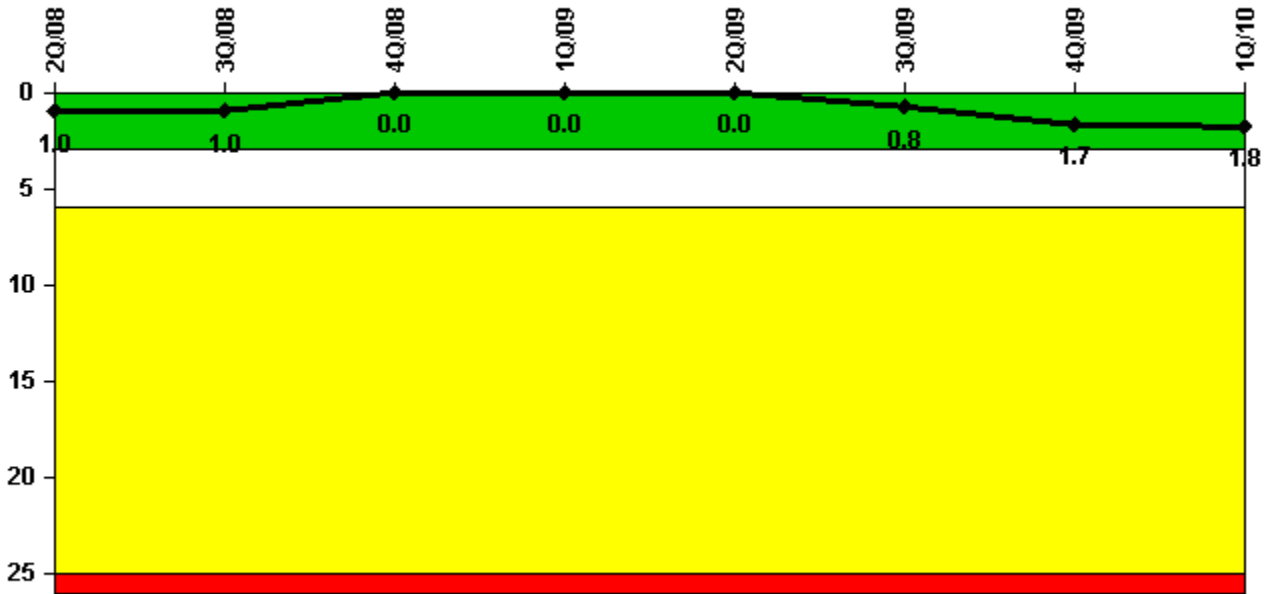


Browns Ferry 3

1Q/2010 Performance Indicators

Licensee's General Comments: none

Unplanned Scrams per 7000 Critical Hrs



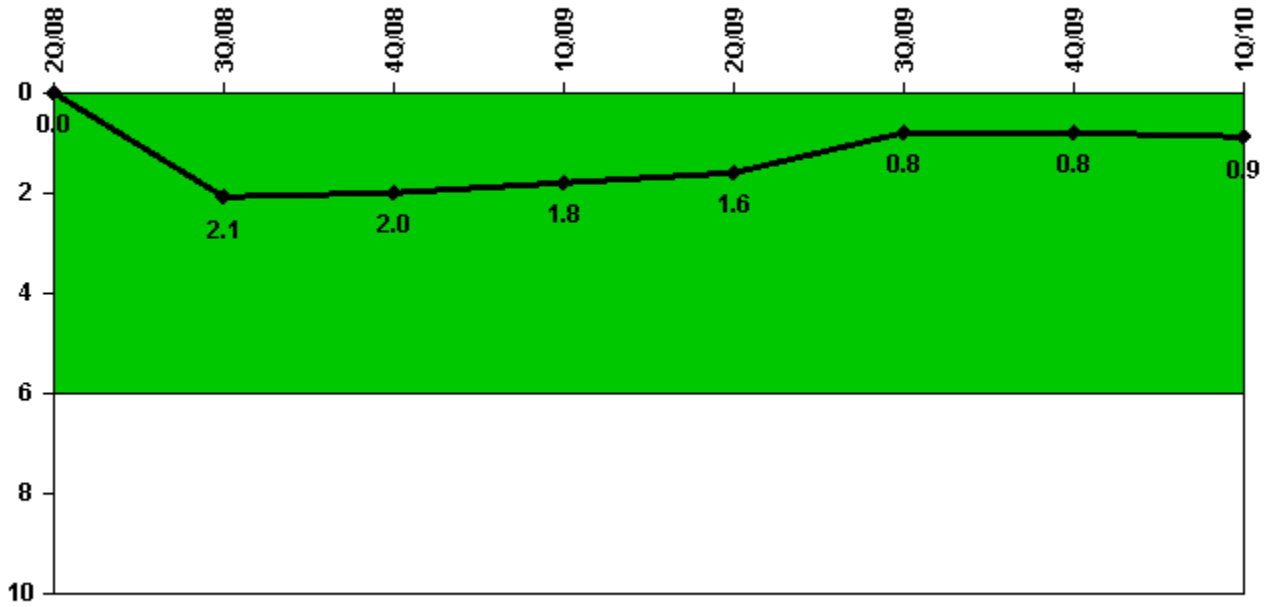
Thresholds: White > 3.0 Yellow > 6.0 Red > 25.0

Notes

Unplanned Scrams per 7000 Critical Hrs	2Q/08	3Q/08	4Q/08	1Q/09	2Q/09	3Q/09	4Q/09	1Q/10
Unplanned scrams	0	0	0	0	0	1.0	1.0	0
Critical hours	1124.9	2172.2	2209.0	2159.0	2184.0	1992.8	2118.7	1377.0
Indicator value	1.0	1.0	0	0	0	0.8	1.7	1.8

Licensee Comments: none

Unplanned Power Changes per 7000 Critical Hrs



Thresholds: White > 6.0

Notes

Unplanned Power Changes per 7000 Critical Hrs	2Q/08	3Q/08	4Q/08	1Q/09	2Q/09	3Q/09	4Q/09	1Q/10
Unplanned power changes	0	2.0	0	0	0	1.0	0	0
Critical hours	1124.9	2172.2	2209.0	2159.0	2184.0	1992.8	2118.7	1377.0
Indicator value	0	2.1	2.0	1.8	1.6	0.8	0.8	0.9

Licensee Comments: none

Unplanned Scrams with Complications



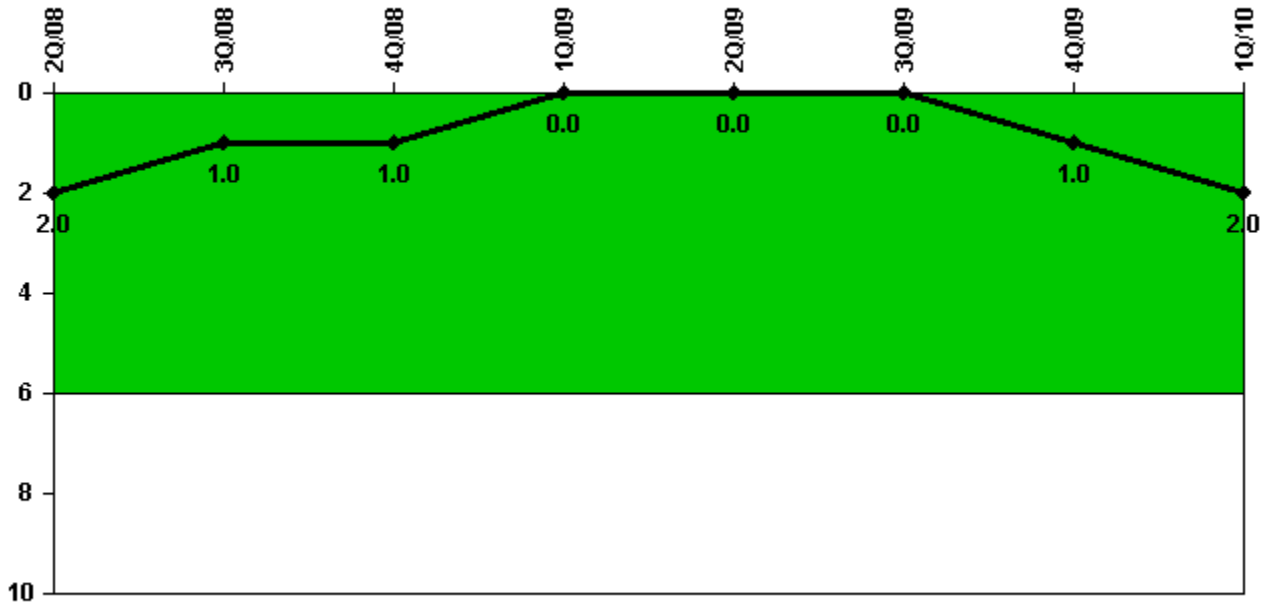
Thresholds: White > 1.0

Notes

Unplanned Scrams with Complications	2Q/08	3Q/08	4Q/08	1Q/09	2Q/09	3Q/09	4Q/09	1Q/10
Scrams with complications	0	0	0	0	0	0	0	0
Indicator value	0.0	0.0	0.0	0.0	0.0	0.0	0.0	0.0

Licensee Comments: none

Safety System Functional Failures (BWR)



Thresholds: White > 6.0

Notes

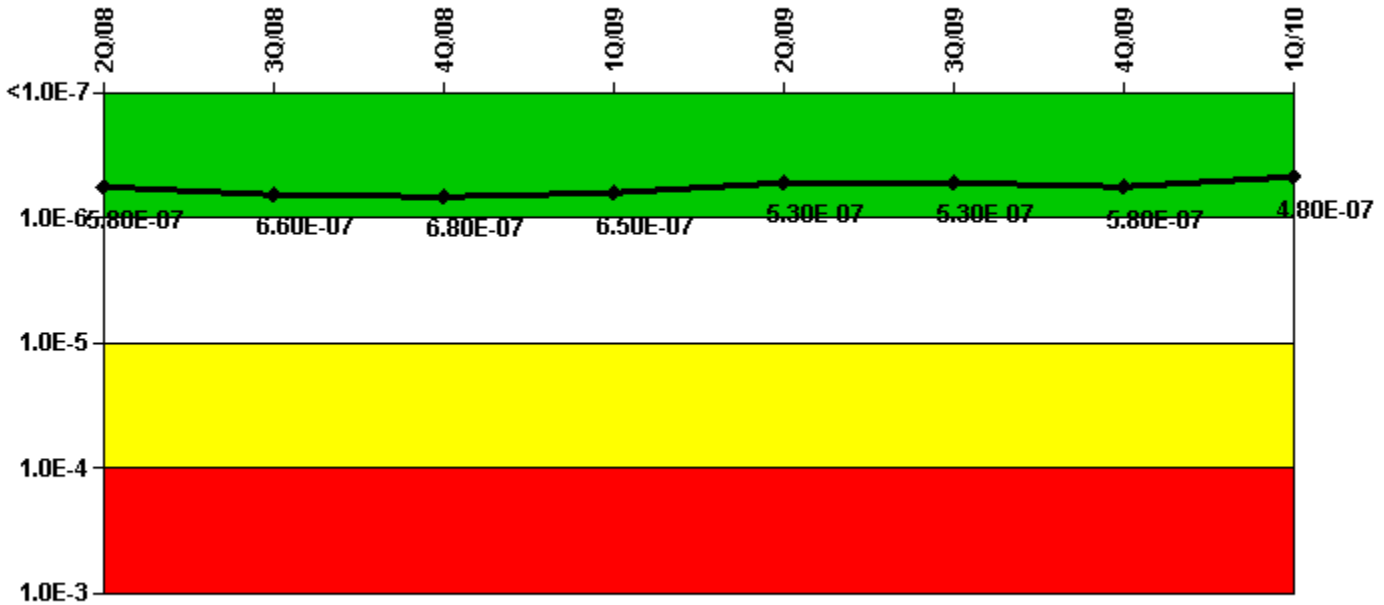
Safety System Functional Failures (BWR)	2Q/08	3Q/08	4Q/08	1Q/09	2Q/09	3Q/09	4Q/09	1Q/10
Safety System Functional Failures	0	0	0	0	0	0	1	1
Indicator value	2	1	1	0	0	0	1	2

Licensee Comments:

1Q/10: LER 50-296/2009-002 Inoperable HPCI system due to excessive water in the steam line drain. PER 207915.

4Q/09: LER 50-259/2009-005 (Units 1, 2, 3) - CAS - Appx R Event

Mitigating Systems Performance Index, Emergency AC Power System



Thresholds: White > 1.00E-6 Yellow > 1.00E-5 Red > 1.00E-4

Notes

Mitigating Systems Performance Index, Emergency AC Power System	2Q/08	3Q/08	4Q/08	1Q/09	2Q/09	3Q/09	4Q/09	1Q/10
UAI (Δ CDF)	1.60E-07	2.40E-07	2.60E-07	2.30E-07	1.10E-07	1.10E-07	1.60E-07	2.38E-07
URI (Δ CDF)	4.20E-07	4.20E-07	4.20E-07	4.20E-07	4.20E-07	4.20E-07	4.20E-07	2.42E-07
PLE	NO	NO	NO	NO	NO	NO	NO	NO
Indicator value	5.80E-07	6.60E-07	6.80E-07	6.50E-07	5.30E-07	5.30E-07	5.80E-07	4.80E-07

Licensee Comments:

1Q/10: Risk Cap Invoked. Changed PRA Parameter(s). Changed PRA Parameters in accordance with December 2009 PRA Revision.

Mitigating Systems Performance Index, High Pressure Injection System



Thresholds: White > 1.00E-6 Yellow > 1.00E-5 Red > 1.00E-4

Notes

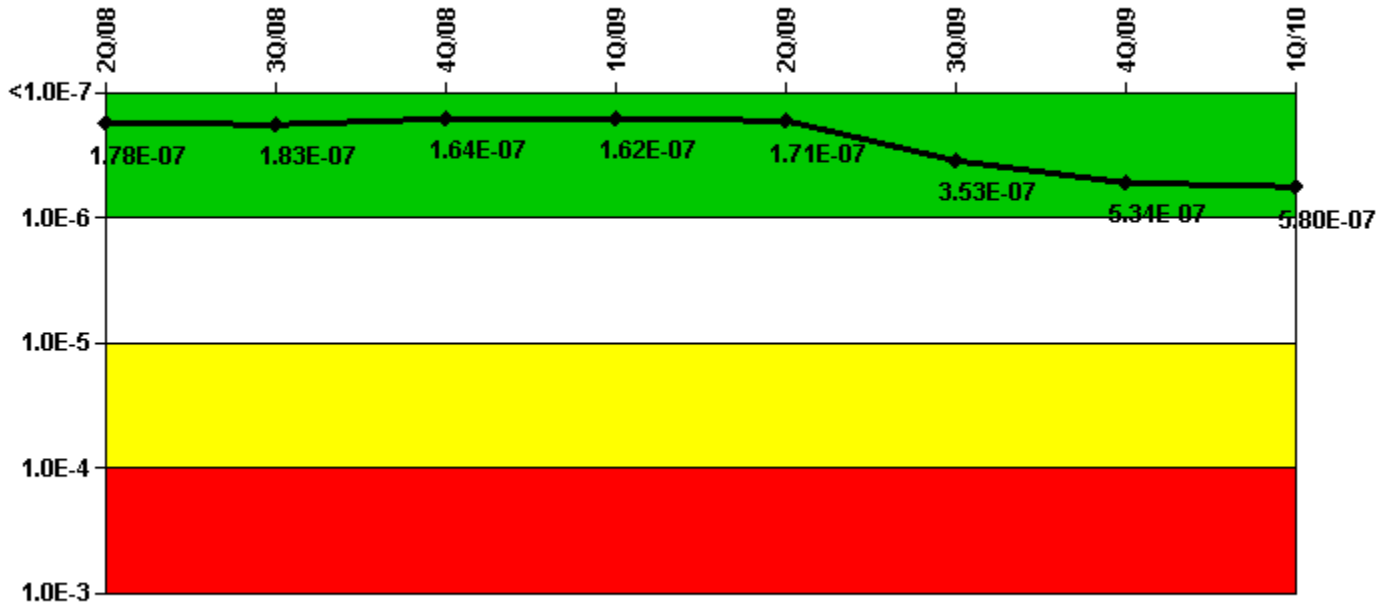
Mitigating Systems Performance Index, High Pressure Injection System	2Q/08	3Q/08	4Q/08	1Q/09	2Q/09	3Q/09	4Q/09	1Q/10
UAI (Δ CDF)	-2.20E-08	-2.20E-08	-2.20E-08	-2.20E-08	-2.20E-08	-2.20E-08	2.70E-09	1.76E-08
URI (Δ CDF)	-4.70E-08	-4.70E-08	-4.70E-08	-4.70E-08	-4.70E-08	-4.80E-08	-4.80E-08	-1.91E-07
PLE	NO	NO	NO	NO	NO	NO	NO	NO
Indicator value	-6.90E-08	-6.90E-08	-6.90E-08	-6.90E-08	-6.90E-08	-7.00E-08	-4.53E-08	-1.70E-07

Licensee Comments:

1Q/10: Changed PRA Parameter(s). Changed PRA Parameters and MSPI Component Scope in accordance with December 2009 PRA Revision.

2Q/06: A review of U2 and U3 MSPI baseline data entered in the CDE database identified several discrepancies with U2 and U3 MSPI Basis Documents. Unlocked to correct. Reference BFN PER 127680. Unlocked on 4/13/2010 to remove 3-FCV-073-0030 from the MSPI Scope in accordance with PRA model revision effective December 2009.

Mitigating Systems Performance Index, Heat Removal System



Thresholds: White > 1.00E-6 Yellow > 1.00E-5 Red > 1.00E-4

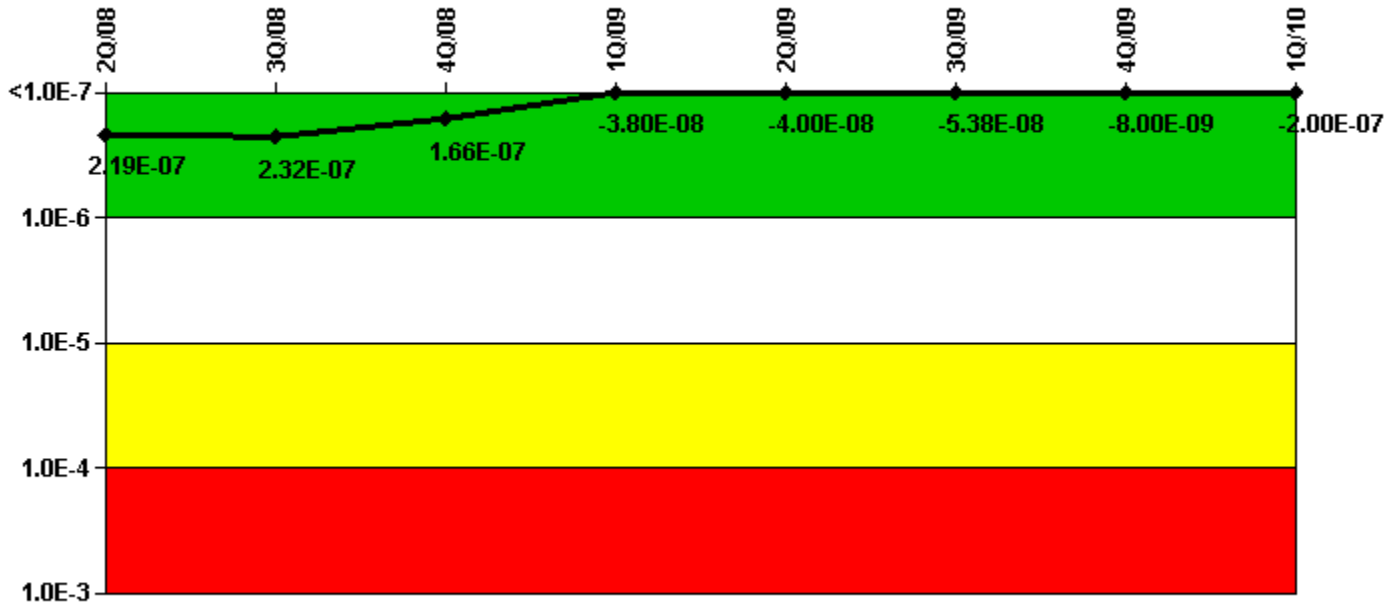
Notes

Mitigating Systems Performance Index, Heat Removal System	2Q/08	3Q/08	4Q/08	1Q/09	2Q/09	3Q/09	4Q/09	1Q/10
UAI (Δ CDF)	5.80E-08	6.30E-08	3.40E-08	3.20E-08	4.10E-08	5.30E-08	5.40E-08	7.71E-08
URI (Δ CDF)	1.20E-07	1.20E-07	1.30E-07	1.30E-07	1.30E-07	3.00E-07	4.80E-07	5.01E-07
PLE	NO	NO	NO	NO	NO	NO	NO	NO
Indicator value	1.78E-07	1.83E-07	1.64E-07	1.62E-07	1.71E-07	3.53E-07	5.34E-07	5.80E-07

Licensee Comments:

1Q/10: Changed PRA Parameter(s). Changed PRA Parameters and MSPI Component Scope in accordance with December 2009 PRA Revision.

Mitigating Systems Performance Index, Residual Heat Removal System



Thresholds: White > 1.00E-6 Yellow > 1.00E-5 Red > 1.00E-4

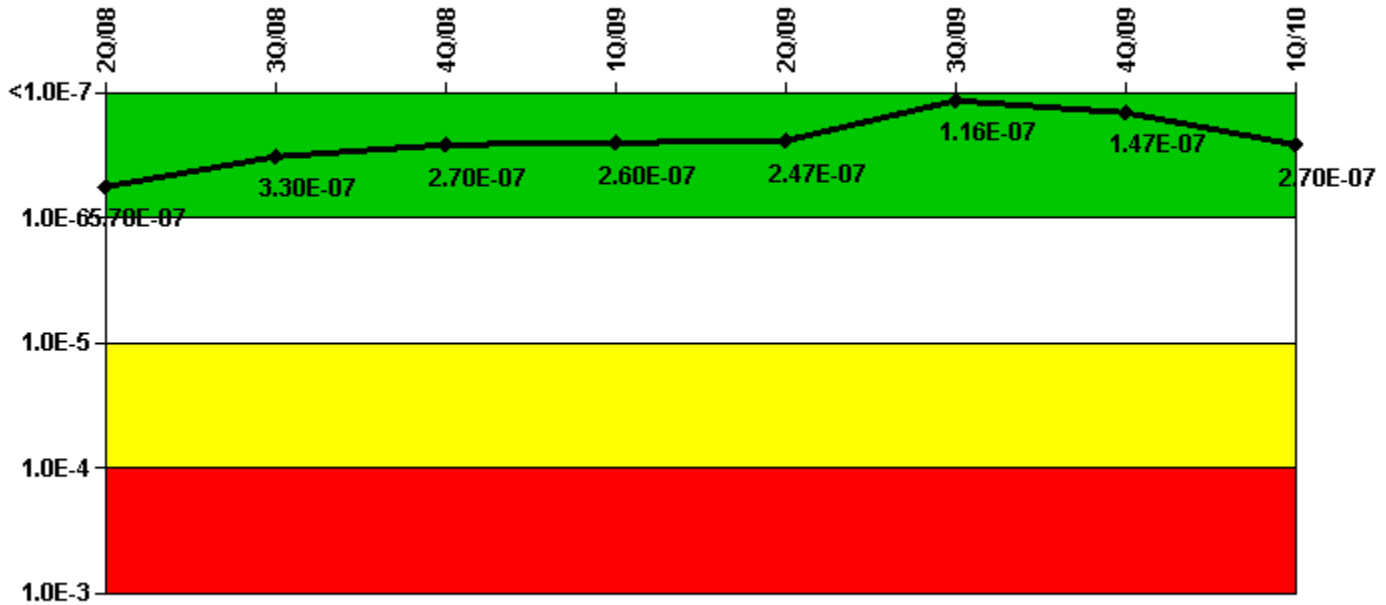
Notes

Mitigating Systems Performance Index, Residual Heat Removal System	2Q/08	3Q/08	4Q/08	1Q/09	2Q/09	3Q/09	4Q/09	1Q/10
UAI (ΔCDF)	1.90E-07	1.90E-07	1.10E-07	1.70E-08	1.60E-08	5.20E-09	5.20E-08	1.29E-08
URI (ΔCDF)	2.90E-08	4.20E-08	5.60E-08	-5.50E-08	-5.60E-08	-5.90E-08	-6.00E-08	-2.15E-07
PLE	NO	NO	NO	NO	NO	NO	NO	NO
Indicator value	2.19E-07	2.32E-07	1.66E-07	-3.80E-08	-4.00E-08	-5.38E-08	-8.00E-09	-2.00E-07

Licensee Comments:

1Q/10: Changed PRA Parameter(s). Changed PRA Parameters in accordance with December 2009 PRA Revision

Mitigating Systems Performance Index, Cooling Water Systems



Thresholds: White > 1.00E-6 Yellow > 1.00E-5 Red > 1.00E-4

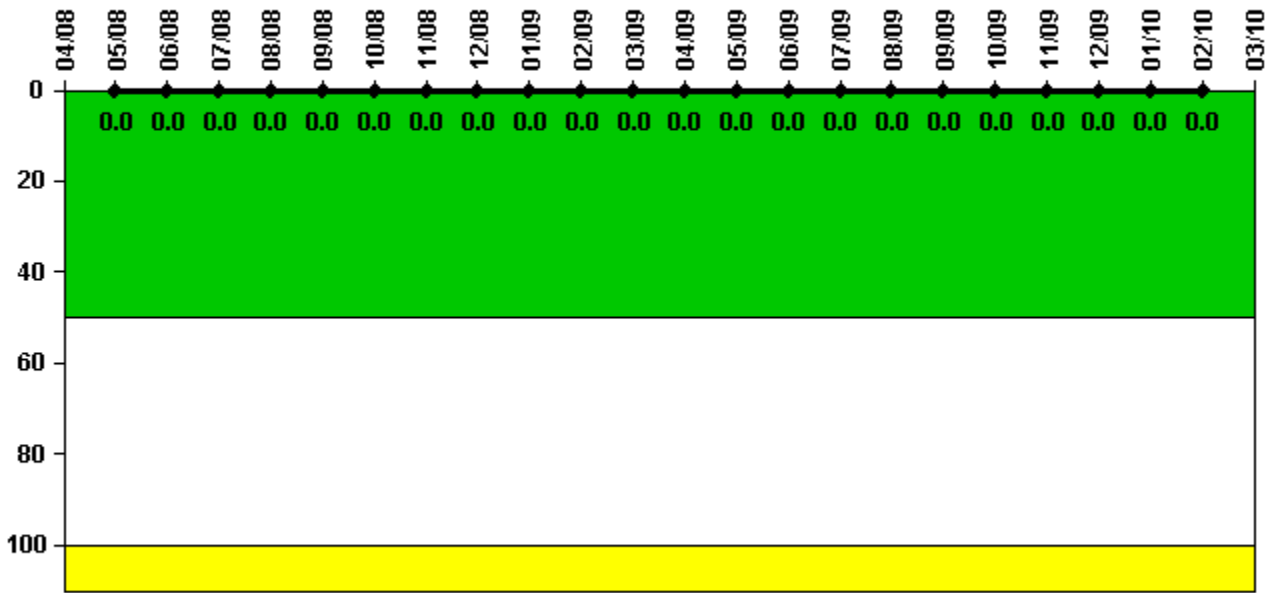
Notes

Mitigating Systems Performance Index, Cooling Water Systems	2Q/08	3Q/08	4Q/08	1Q/09	2Q/09	3Q/09	4Q/09	1Q/10
UAI (ΔCDF)	3.00E-07	1.20E-07	1.20E-07	1.10E-07	9.70E-08	9.90E-08	1.30E-07	1.49E-07
URI (ΔCDF)	2.70E-07	2.10E-07	1.50E-07	1.50E-07	1.50E-07	1.70E-08	1.70E-08	1.21E-07
PLE	NO	NO	NO	NO	NO	NO	NO	NO
Indicator value	5.70E-07	3.30E-07	2.70E-07	2.60E-07	2.47E-07	1.16E-07	1.47E-07	2.70E-07

Licensee Comments:

1Q/10: Changed PRA Parameter(s). Changed PRA Parameters in accordance with December 2009 PRA Revision.

Reactor Coolant System Activity



Thresholds: White > 50.0 Yellow > 100.0

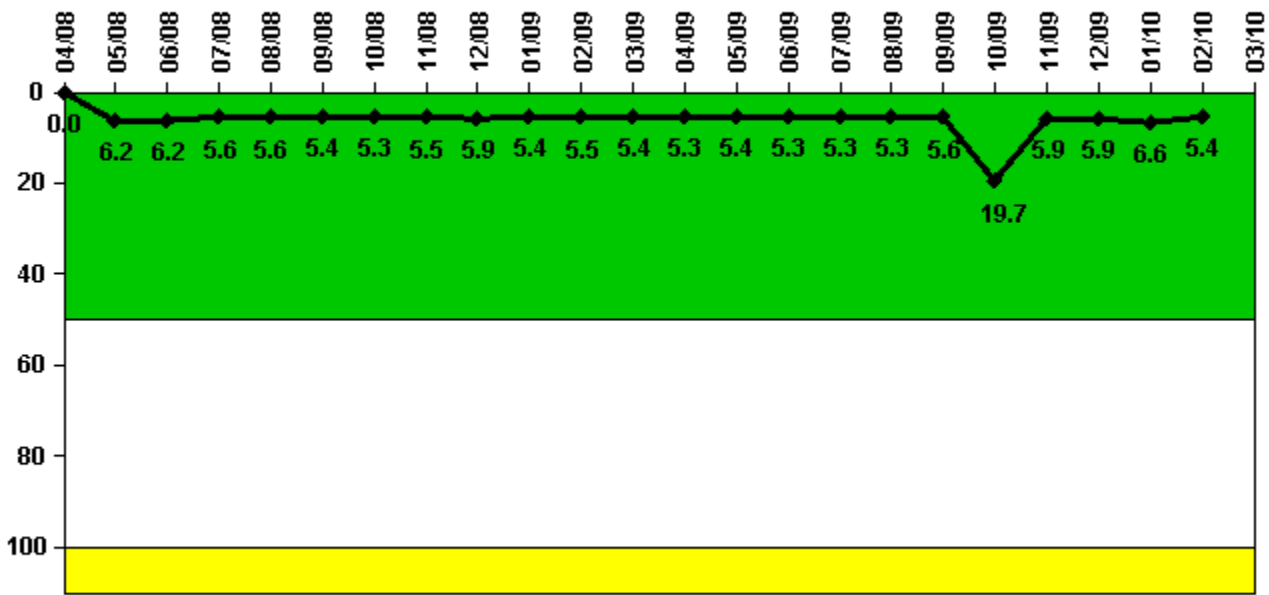
Notes

Reactor Coolant System Activity	4/08	5/08	6/08	7/08	8/08	9/08	10/08	11/08	12/08	1/09	2/09	3/09
Maximum activity	N/A	0.000031	0.000041	0.000041	0.000036	0.000043	0.000052	0.000047	0.000062	0.000037	0.000042	0.000037
Technical specification limit	3.2	3.2	3.2	3.2	3.2	3.2	3.2	3.2	3.2	3.2	3.2	3.2
Indicator value	N/A	0	0	0	0	0	0	0	0	0	0	0

Reactor Coolant System Activity	4/09	5/09	6/09	7/09	8/09	9/09	10/09	11/09	12/09	1/10	2/10	3/10
Maximum activity	0.000057	0.000152	0.000056	0.000057	0.000064	0.000053	0.000063	0.000067	0.000038	0.000063	0.000056	N/A
Technical specification limit	3.2	3.2	3.2	3.2	3.2	3.2	3.2	3.2	3.2	3.2	3.2	3.2
Indicator value	0	0	0	0	0	0	0	0	0	0	0	N/A

Licensee Comments: none

Reactor Coolant System Leakage



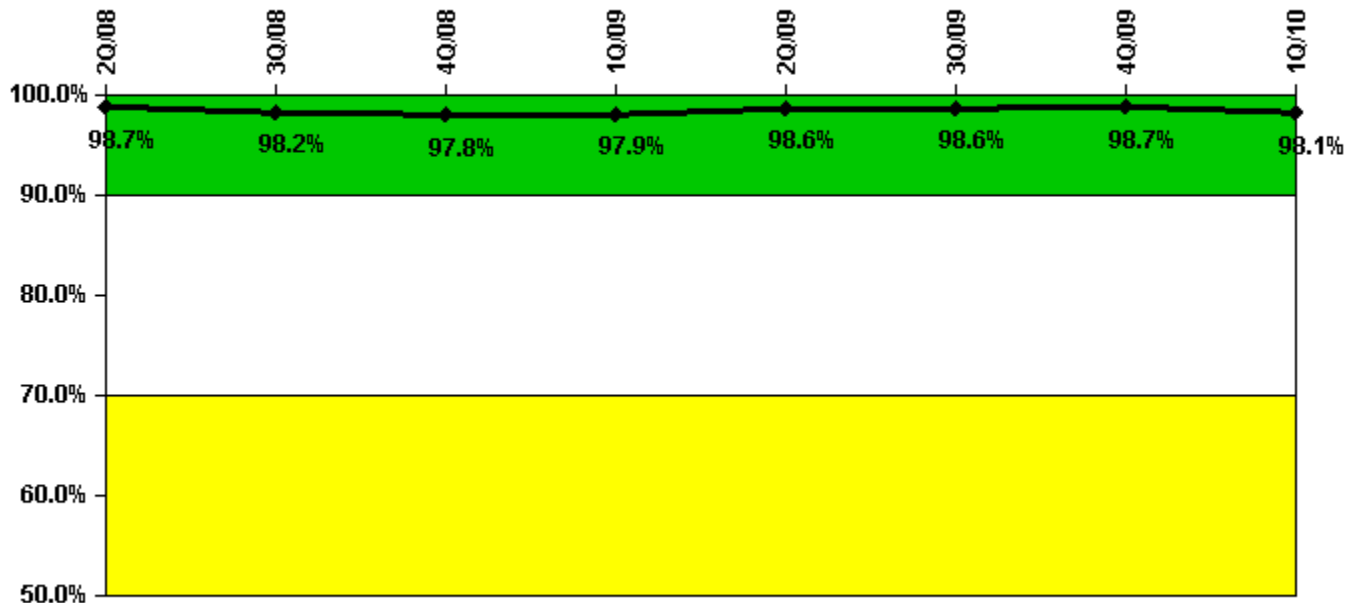
Thresholds: White > 50.0 Yellow > 100.0

Notes

Reactor Coolant System Leakage	4/08	5/08	6/08	7/08	8/08	9/08	10/08	11/08	12/08	1/09	2/09	3/09
Maximum leakage	0	1.860	1.870	1.680	1.690	1.620	1.580	1.640	1.760	1.630	1.650	1.620
Technical specification limit	30.0	30.0	30.0	30.0	30.0	30.0	30.0	30.0	30.0	30.0	30.0	30.0
Indicator value	0	6.2	6.2	5.6	5.6	5.4	5.3	5.5	5.9	5.4	5.5	5.4
Reactor Coolant System Leakage	4/09	5/09	6/09	7/09	8/09	9/09	10/09	11/09	12/09	1/10	2/10	3/10
Maximum leakage	1.580	1.620	1.580	1.580	1.600	1.670	5.900	1.760	1.780	1.990	1.610	N/A
Technical specification limit	30.0	30.0	30.0	30.0	30.0	30.0	30.0	30.0	30.0	30.0	30.0	30.0
Indicator value	5.3	5.4	5.3	5.3	5.3	5.6	19.7	5.9	5.9	6.6	5.4	N/A

Licensee Comments: none

Drill/Exercise Performance



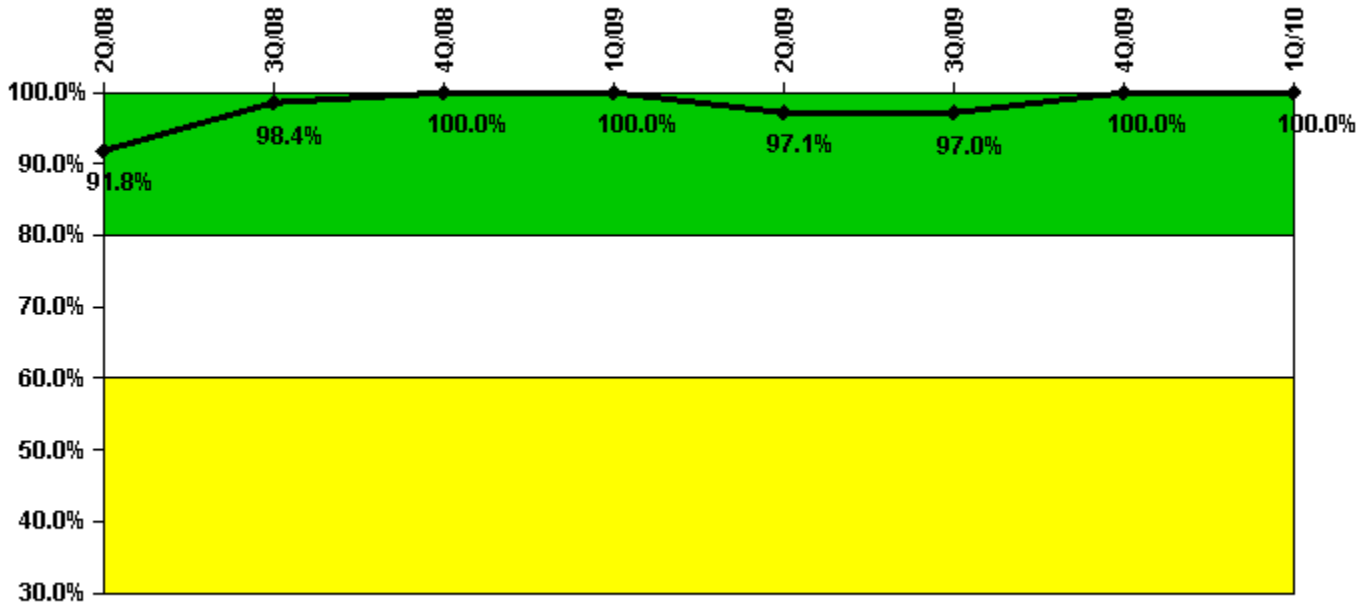
Thresholds: White < 90.0% Yellow < 70.0%

Notes

Drill/Exercise Performance	2Q/08	3Q/08	4Q/08	1Q/09	2Q/09	3Q/09	4Q/09	1Q/10
Successful opportunities	6.0	4.0	47.0	10.0	4.0	8.0	71.0	5.0
Total opportunities	6.0	4.0	48.0	10.0	4.0	8.0	72.0	6.0
Indicator value	98.7%	98.2%	97.8%	97.9%	98.6%	98.6%	98.7%	98.1%

Licensee Comments: none

ERO Drill Participation



Thresholds: White < 80.0% Yellow < 60.0%

Notes

ERO Drill Participation	2Q/08	3Q/08	4Q/08	1Q/09	2Q/09	3Q/09	4Q/09	1Q/10
Participating Key personnel	56.0	63.0	67.0	73.0	66.0	64.0	69.0	72.0
Total Key personnel	61.0	64.0	67.0	73.0	68.0	66.0	69.0	72.0
Indicator value	91.8%	98.4%	100.0%	100.0%	97.1%	97.0%	100.0%	100.0%

Licensee Comments: none

Alert & Notification System



Thresholds: White < 94.0% Yellow < 90.0%

Notes

Alert & Notification System	2Q/08	3Q/08	4Q/08	1Q/09	2Q/09	3Q/09	4Q/09	1Q/10
Successful siren-tests	596	994	597	994	600	897	698	897
Total sirens-tests	600	1000	600	1000	600	900	700	900
Indicator value	99.7%	99.6%	99.6%	99.4%	99.5%	99.6%	99.7%	99.7%

Licensee Comments: none

Occupational Exposure Control Effectiveness



Thresholds: White > 2.0 Yellow > 5.0

Notes

Occupational Exposure Control Effectiveness	2Q/08	3Q/08	4Q/08	1Q/09	2Q/09	3Q/09	4Q/09	1Q/10
High radiation area occurrences	0	0	0	0	0	0	0	0
Very high radiation area occurrences	0	0	0	0	0	0	0	0
Unintended exposure occurrences	0	0	0	0	0	0	0	0
Indicator value	0	0	0	0	0	0	0	0

Licensee Comments: none

RETS/ODCM Radiological Effluent



Thresholds: White > 1.0 Yellow > 3.0

Notes

RETS/ODCM Radiological Effluent	2Q/08	3Q/08	4Q/08	1Q/09	2Q/09	3Q/09	4Q/09	1Q/10
RETS/ODCM occurrences	0	0	0	0	0	0	0	0
Indicator value	0	0	0	0	0	0	0	0

Licensee Comments: none

[Security](#) information not publicly available.