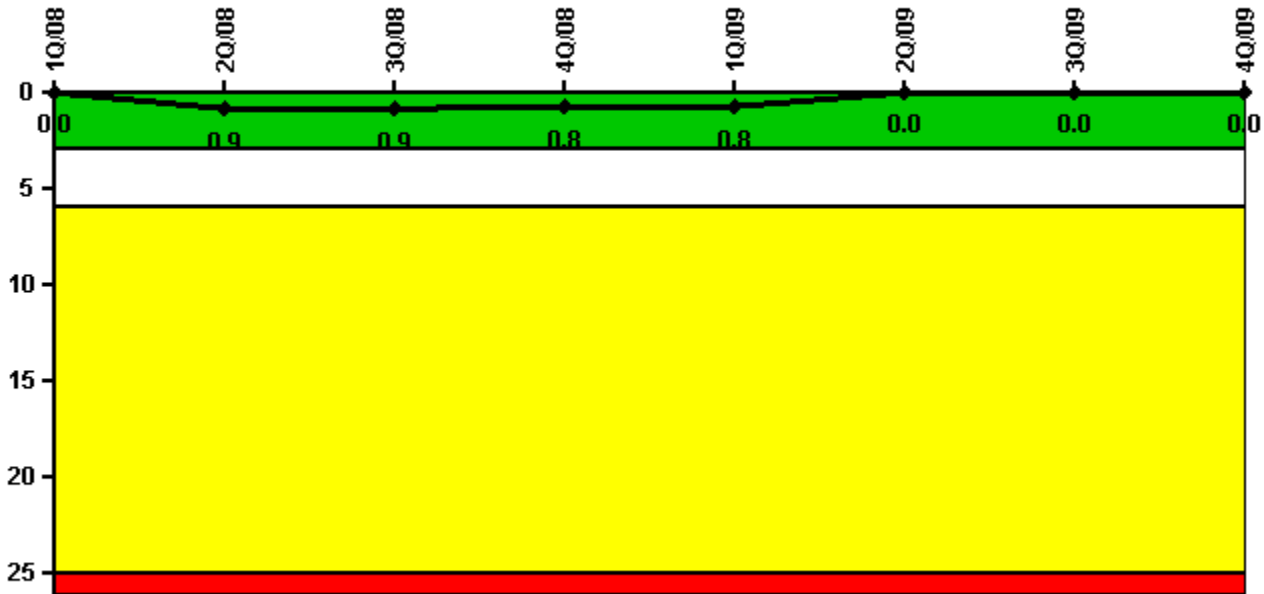


# Surry 1

## 4Q/2009 Performance Indicators

Licensee's General Comments: none

### Unplanned Scrams per 7000 Critical Hrs



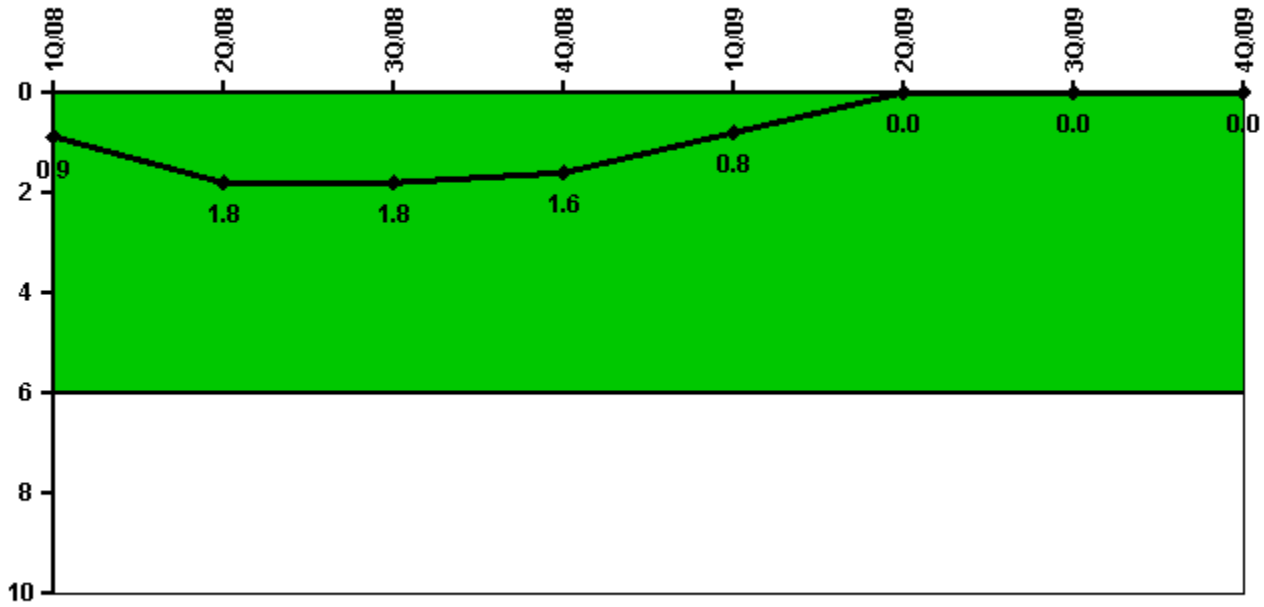
Thresholds: White > 3.0 Yellow > 6.0 Red > 25.0

### Notes

Unplanned Scrams per 7000 Critical Hrs	1Q/08	2Q/08	3Q/08	4Q/08	1Q/09	2Q/09	3Q/09	4Q/09
Unplanned scrams	0	1.0	0	0	0	0	0	0
Critical hours	2183.0	2081.1	2208.0	2118.0	2159.0	1655.9	2208.0	2209.0
Indicator value	0	0.9	0.9	0.8	0.8	0	0	0

Licensee Comments: none

## Unplanned Power Changes per 7000 Critical Hrs



Thresholds: White > 6.0

### Notes

Unplanned Power Changes per 7000 Critical Hrs	1Q/08	2Q/08	3Q/08	4Q/08	1Q/09	2Q/09	3Q/09	4Q/09
Unplanned power changes	1.0	1.0	0	0	0	0	0	0
Critical hours	2183.0	2081.1	2208.0	2118.0	2159.0	1655.9	2208.0	2209.0
Indicator value	0.9	1.8	1.8	1.6	0.8	0	0	0

Licensee Comments: none

# Unplanned Scrams with Complications



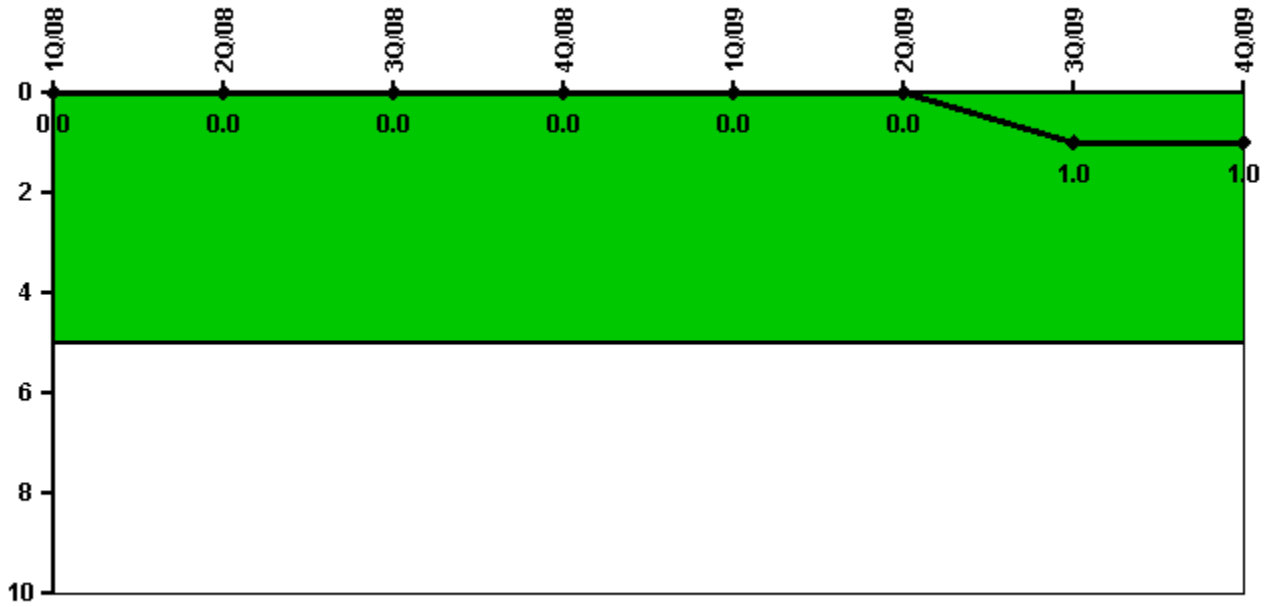
Thresholds: White > 1.0

## Notes

Unplanned Scrams with Complications	1Q/08	2Q/08	3Q/08	4Q/08	1Q/09	2Q/09	3Q/09	4Q/09
Scrams with complications	0	0	0	0	0	0	0	0
Indicator value	0.0	0.0	0.0	0.0	0.0	0.0	0.0	0.0

Licensee Comments: none

## Safety System Functional Failures (PWR)



Thresholds: White > 5.0

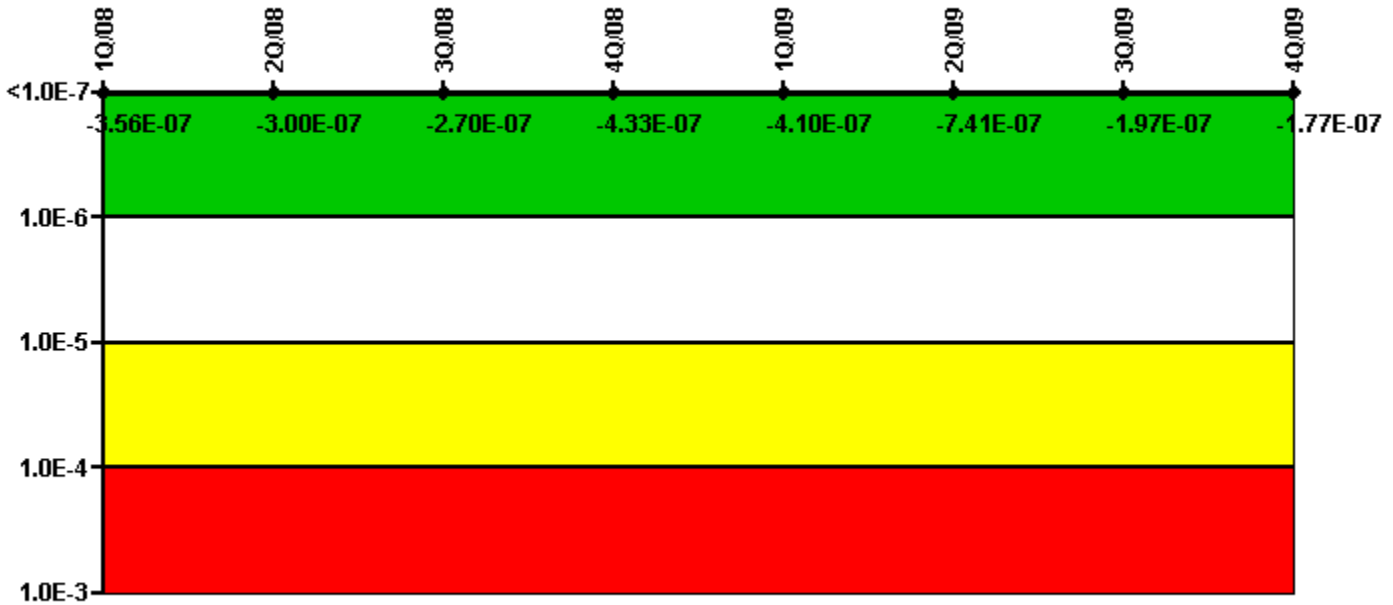
### Notes

Safety System Functional Failures (PWR)	1Q/08	2Q/08	3Q/08	4Q/08	1Q/09	2Q/09	3Q/09	4Q/09
Safety System Functional Failures	0	0	0	0	0	0	1	0
Indicator value	0	0	0	0	0	0	1	1

Licensee Comments: none

---

# Mitigating Systems Performance Index, Emergency AC Power System



Thresholds: White > 1.00E-6 Yellow > 1.00E-5 Red > 1.00E-4


## Notes

Mitigating Systems Performance Index, Emergency AC Power System	1Q/08	2Q/08	3Q/08	4Q/08	1Q/09	2Q/09	3Q/09	4Q/09
UAI ( $\Delta$ CDF)	8.40E-08	1.50E-07	1.80E-07	1.70E-08	4.00E-08	4.90E-08	3.40E-09	3.30E-09
URI ( $\Delta$ CDF)	-4.40E-07	-4.50E-07	-4.50E-07	-4.50E-07	-4.50E-07	-7.90E-07	-2.00E-07	-1.80E-07
PLE	NO	NO	NO	NO	NO	NO	NO	NO
Indicator value	-3.56E-07	-3.00E-07	-2.70E-07	-4.33E-07	-4.10E-07	-7.41E-07	-1.97E-07	-1.77E-07

Licensee Comments:

4Q/09: Changed PRA Parameter(s). PRA parameters were updated to reflect plant changes and PRA model improvements.

# Mitigating Systems Performance Index, High Pressure Injection System



Thresholds: White > 1.00E-6 Yellow > 1.00E-5 Red > 1.00E-4

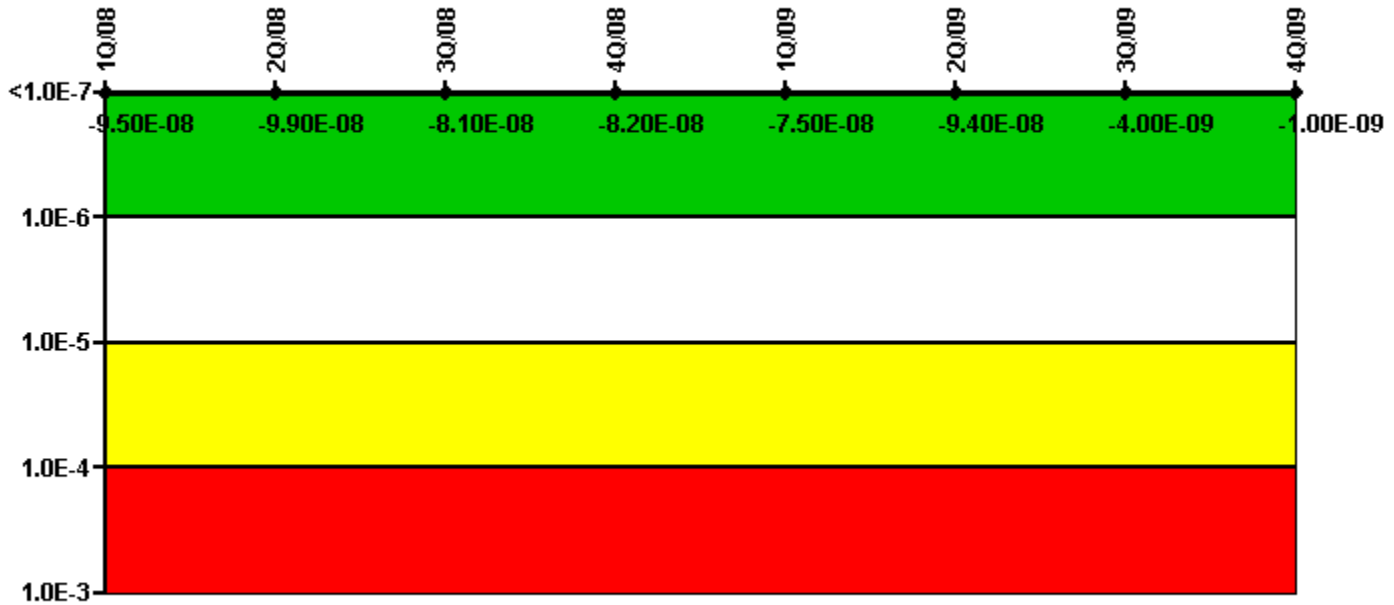
## Notes

Mitigating Systems Performance Index, High Pressure Injection System	1Q/08	2Q/08	3Q/08	4Q/08	1Q/09	2Q/09	3Q/09	4Q/09
UAI ( $\Delta$ CDF)	-2.20E-09	-1.80E-09	-1.80E-09	-2.00E-09	-2.00E-09	-2.00E-09	-1.30E-09	-7.40E-10
URI ( $\Delta$ CDF)	-2.60E-08	-2.60E-08	-3.40E-08	-3.40E-08	-3.40E-08	-3.60E-08	-1.60E-08	-1.50E-08
PLE	NO	NO	NO	NO	NO	NO	NO	NO
Indicator value	-2.82E-08	-2.78E-08	-3.58E-08	-3.60E-08	-3.60E-08	-3.80E-08	-1.73E-08	-1.57E-08

Licensee Comments:

4Q/09: Changed PRA Parameter(s). PRA parameters were updated to reflect plant changes and PRA model improvements.

# Mitigating Systems Performance Index, Heat Removal System



Thresholds: White > 1.00E-6 Yellow > 1.00E-5 Red > 1.00E-4


## Notes

Mitigating Systems Performance Index, Heat Removal System	1Q/08	2Q/08	3Q/08	4Q/08	1Q/09	2Q/09	3Q/09	4Q/09
UAI ( $\Delta$ CDF)	2.50E-08	2.10E-08	3.90E-08	3.80E-08	4.50E-08	2.60E-08	1.40E-08	1.40E-08
URI ( $\Delta$ CDF)	-1.20E-07	-1.20E-07	-1.20E-07	-1.20E-07	-1.20E-07	-1.20E-07	-1.80E-08	-1.50E-08
PLE	NO	NO	NO	NO	NO	NO	NO	NO
Indicator value	-9.50E-08	-9.90E-08	-8.10E-08	-8.20E-08	-7.50E-08	-9.40E-08	-4.00E-09	-1.00E-09

Licensee Comments:

4Q/09: Changed PRA Parameter(s). PRA parameters were updated to reflect plant changes and PRA model improvements.

# Mitigating Systems Performance Index, Residual Heat Removal System



Thresholds: White > 1.00E-6 Yellow > 1.00E-5 Red > 1.00E-4

## Notes

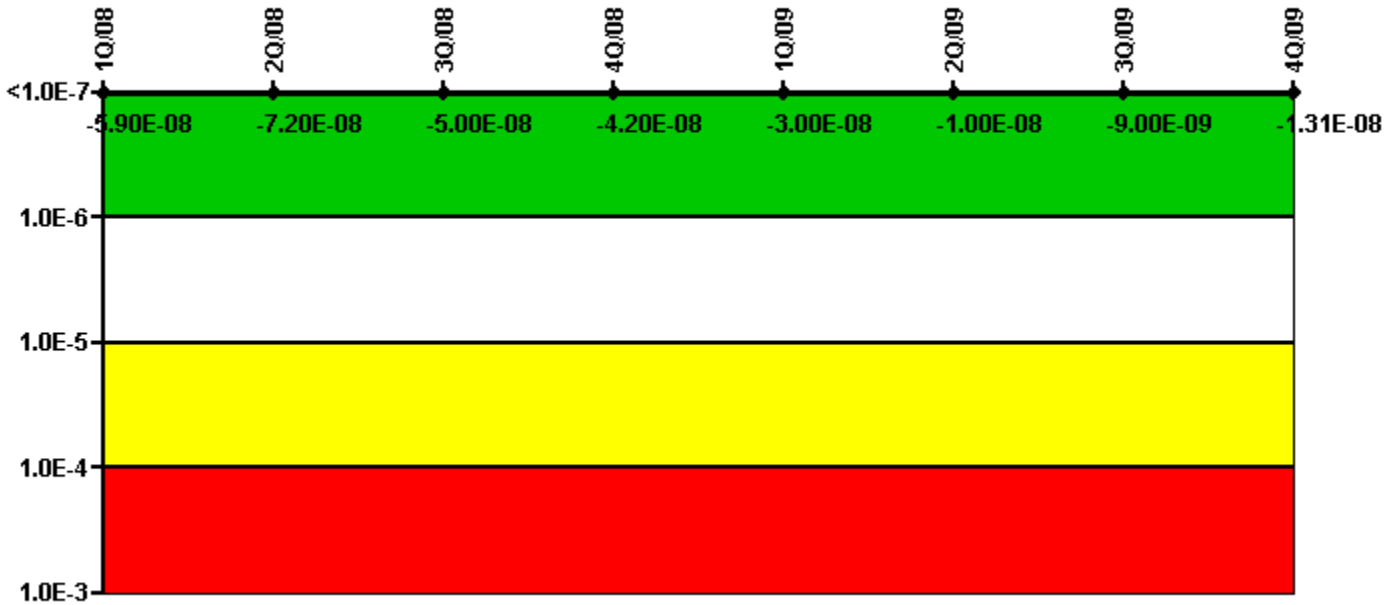
Mitigating Systems Performance Index, Residual Heat Removal System	1Q/08	2Q/08	3Q/08	4Q/08	1Q/09	2Q/09	3Q/09	4Q/09
UAI ( $\Delta$ CDF)	-4.80E-09	-4.80E-09	-2.60E-09	-4.60E-09	-2.70E-09	-2.80E-09	-1.70E-10	-1.70E-10
URI ( $\Delta$ CDF)	-1.60E-08	-1.60E-08	-1.60E-08	-1.50E-08	-1.50E-08	-1.70E-08	-1.10E-09	-9.40E-10
PLE	NO	NO	NO	NO	NO	NO	NO	NO
Indicator value	-2.08E-08	-2.08E-08	-1.86E-08	-1.96E-08	-1.77E-08	-1.98E-08	-1.27E-09	-1.11E-09

Licensee Comments:

4Q/09: Changed PRA Parameter(s). PRA parameters were updated to reflect plant changes and PRA model improvements.



# Mitigating Systems Performance Index, Cooling Water Systems



Thresholds: White > 1.00E-6 Yellow > 1.00E-5 Red > 1.00E-4


## Notes

Mitigating Systems Performance Index, Cooling Water Systems	1Q/08	2Q/08	3Q/08	4Q/08	1Q/09	2Q/09	3Q/09	4Q/09
UAI ( $\Delta$ CDF)	9.10E-08	7.80E-08	1.00E-07	9.80E-08	1.20E-07	1.40E-07	1.10E-08	6.90E-09
URI ( $\Delta$ CDF)	-1.50E-07	-1.50E-07	-1.50E-07	-1.40E-07	-1.50E-07	-1.50E-07	-2.00E-08	-2.00E-08
PLE	NO	NO	NO	NO	NO	NO	NO	NO
Indicator value	-5.90E-08	-7.20E-08	-5.00E-08	-4.20E-08	-3.00E-08	-1.00E-08	-9.00E-09	-1.31E-08

Licensee Comments:

4Q/09: Changed PRA Parameter(s). PRA parameters were updated to reflect plant changes and PRA model improvements.

# Reactor Coolant System Activity




Thresholds: White > 50.0 Yellow > 100.0

## Notes

Reactor Coolant System Activity	1/08	2/08	3/08	4/08	5/08	6/08	7/08	8/08	9/08	10/08	11/08	12/08
Maximum activity	0.001250	0.001120	0.000964	0.000905	0.001270	0.001210	0.001070	0.001030	0.001100	0.001140	0.001310	0.001410
Technical specification limit	1.0	1.0	1.0	1.0	1.0	1.0	1.0	1.0	1.0	1.0	1.0	1.0
Indicator value	0.1	0.1	0.1	0.1	0.1	0.1	0.1	0.1	0.1	0.1	0.1	0.1
Reactor Coolant System Activity	1/09	2/09	3/09	4/09	5/09	6/09	7/09	8/09	9/09	10/09	11/09	12/09
Maximum activity	0.001580	0.001420	0.001480	0.001630	0.000819	0.000665	0.000750	0.000796	0.000851	0.000981	0.000996	0.001130
Technical specification limit	1.0	1.0	1.0	1.0	1.0	1.0	1.0	1.0	1.0	1.0	1.0	1.0
Indicator value	0.2	0.1	0.1	0.2	0.1	0.1	0.1	0.1	0.1	0.1	0.1	0.1

Licensee Comments: none

## Reactor Coolant System Leakage



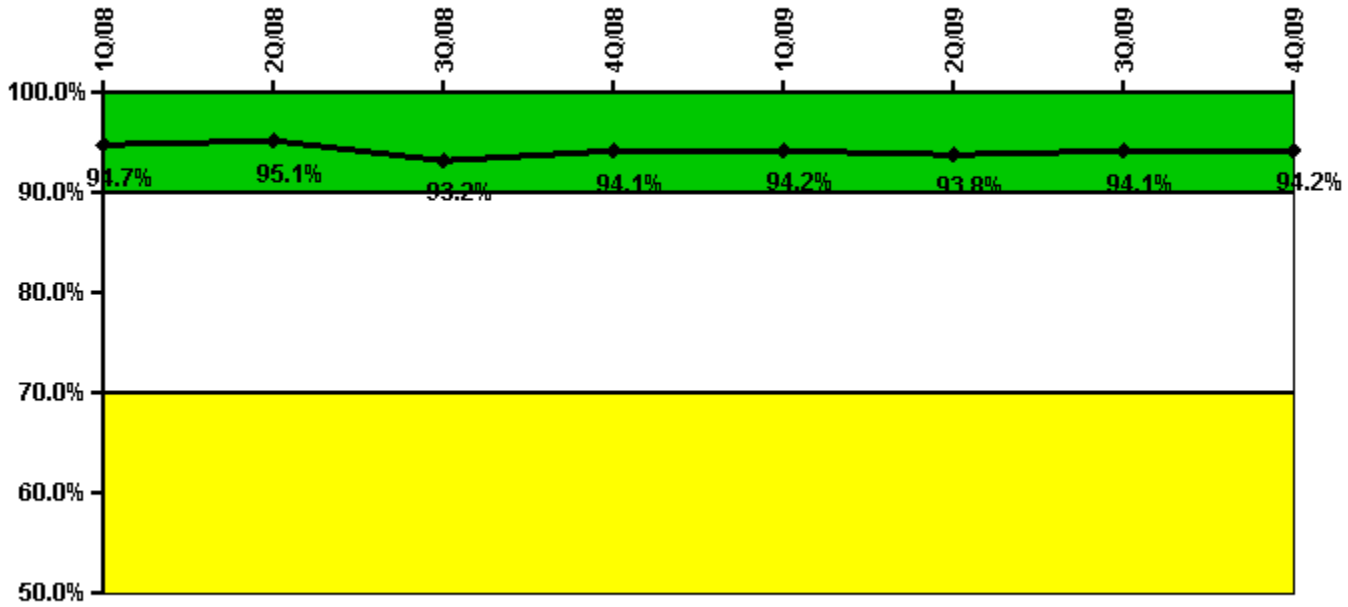
Thresholds: White > 50.0 Yellow > 100.0

### Notes

Reactor Coolant System Leakage	1/08	2/08	3/08	4/08	5/08	6/08	7/08	8/08	9/08	10/08	11/08	12/08
Maximum leakage	0.130	0.110	0.100	0.170	0.230	0.180	0.120	0.250	0.450	0.420	0.150	0.200
Technical specification limit	10.0	10.0	10.0	10.0	10.0	10.0	10.0	10.0	10.0	10.0	10.0	10.0
Indicator value	1.3	1.1	1.0	1.7	2.3	1.8	1.2	2.5	4.5	4.2	1.5	2.0
Reactor Coolant System Leakage	1/09	2/09	3/09	4/09	5/09	6/09	7/09	8/09	9/09	10/09	11/09	12/09
Maximum leakage	0.130	0.250	0.500	0.380	0.810	0.690	0.290	0.260	0.290	0.480	0.660	0.670
Technical specification limit	10.0	10.0	10.0	10.0	10.0	10.0	10.0	10.0	10.0	10.0	10.0	10.0
Indicator value	1.3	2.5	5.0	3.8	8.1	6.9	2.9	2.6	2.9	4.8	6.6	6.7

Licensee Comments: none

## Drill/Exercise Performance



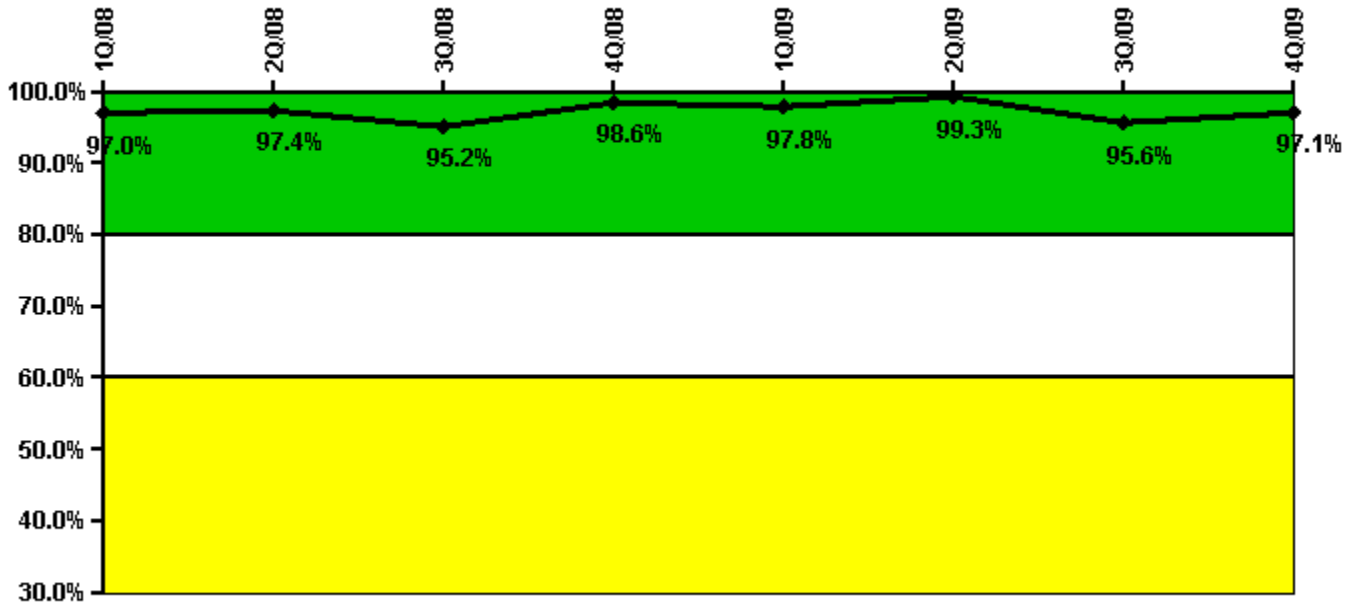
Thresholds: White < 90.0% Yellow < 70.0%

### Notes

Drill/Exercise Performance	1Q/08	2Q/08	3Q/08	4Q/08	1Q/09	2Q/09	3Q/09	4Q/09
Successful opportunities	43.0	41.0	37.0	20.0	36.0	36.0	20.0	26.0
Total opportunities	45.0	42.0	43.0	21.0	38.0	39.0	21.0	26.0
Indicator value	94.7%	95.1%	93.2%	94.1%	94.2%	93.8%	94.1%	94.2%

Licensee Comments: none

## ERO Drill Participation



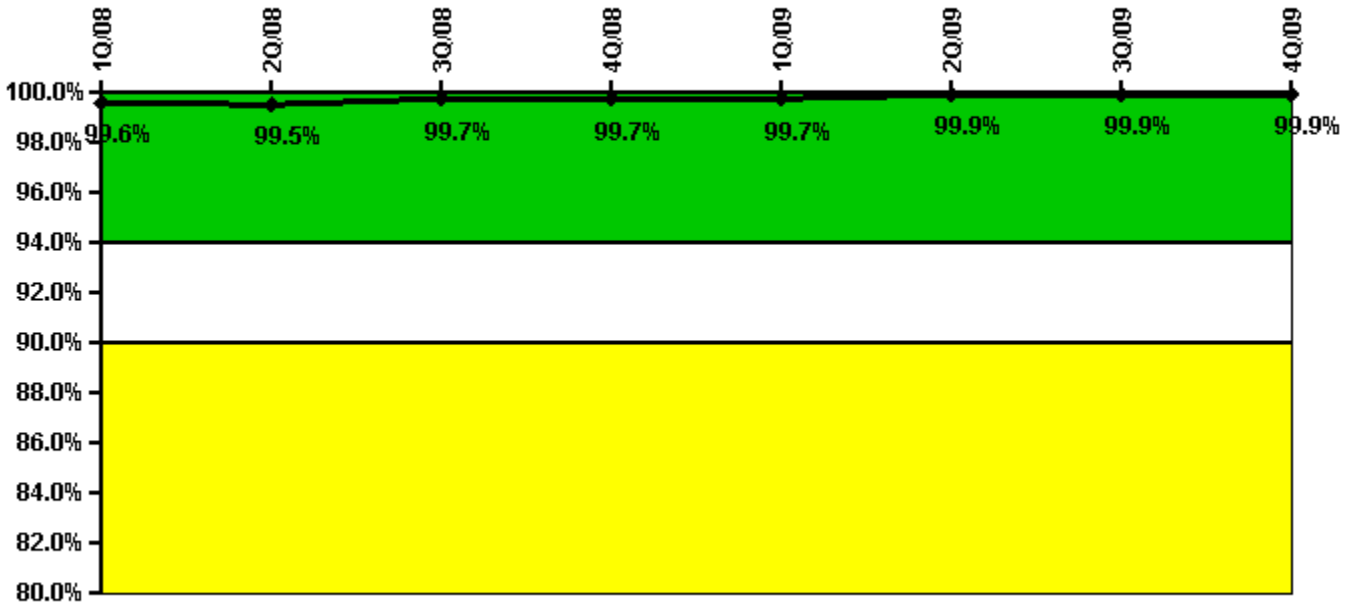
Thresholds: White < 80.0% Yellow < 60.0%

### Notes

ERO Drill Participation	1Q/08	2Q/08	3Q/08	4Q/08	1Q/09	2Q/09	3Q/09	4Q/09
Participating Key personnel	128.0	149.0	138.0	144.0	133.0	136.0	130.0	135.0
Total Key personnel	132.0	153.0	145.0	146.0	136.0	137.0	136.0	139.0
Indicator value	97.0%	97.4%	95.2%	98.6%	97.8%	99.3%	95.6%	97.1%

Licensee Comments: none

# Alert & Notification System



Thresholds: White < 94.0% Yellow < 90.0%

## Notes

Alert & Notification System	1Q/08	2Q/08	3Q/08	4Q/08	1Q/09	2Q/09	3Q/09	4Q/09
Successful siren-tests	543	472	475	544	476	475	543	544
Total sirens-tests	544	476	476	544	476	476	544	544
Indicator value	99.6%	99.5%	99.7%	99.7%	99.7%	99.9%	99.9%	99.9%

Licensee Comments: none

# Occupational Exposure Control Effectiveness



**Thresholds: White > 2.0 Yellow > 5.0**

## Notes

Occupational Exposure Control Effectiveness	1Q/08	2Q/08	3Q/08	4Q/08	1Q/09	2Q/09	3Q/09	4Q/09
High radiation area occurrences	0	0	0	0	0	0	0	0
Very high radiation area occurrences	0	0	0	0	0	0	0	0
Unintended exposure occurrences	0	0	0	0	0	0	0	0
<b>Indicator value</b>	<b>0</b>	<b>0</b>	<b>0</b>	<b>0</b>	<b>0</b>	<b>0</b>	<b>0</b>	<b>0</b>

Licensee Comments: none

---

# RETS/ODCM Radiological Effluent



Thresholds: White > 1.0 Yellow > 3.0

## Notes

RETS/ODCM Radiological Effluent	1Q/08	2Q/08	3Q/08	4Q/08	1Q/09	2Q/09	3Q/09	4Q/09
RETS/ODCM occurrences	0	0	0	0	0	0	0	0
Indicator value	0	0	0	0	0	0	0	0

Licensee Comments: none

[Security](#) information not publicly available.