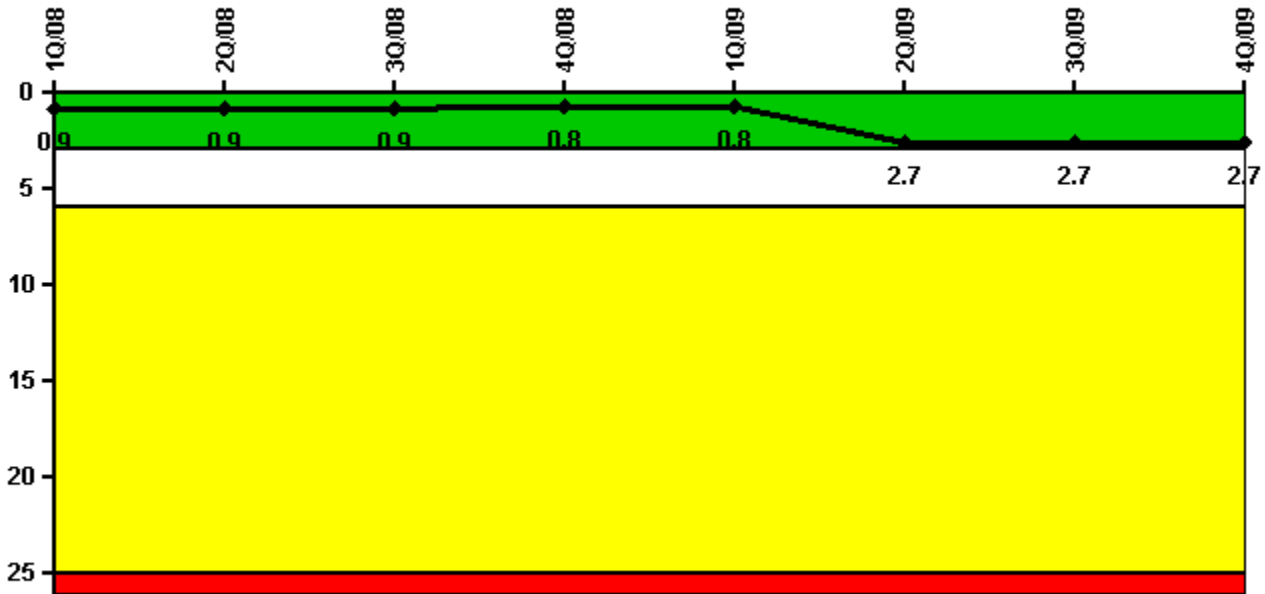


Sequyah 1

4Q/2009 Performance Indicators

Licensee's General Comments: none

Unplanned Scrams per 7000 Critical Hrs



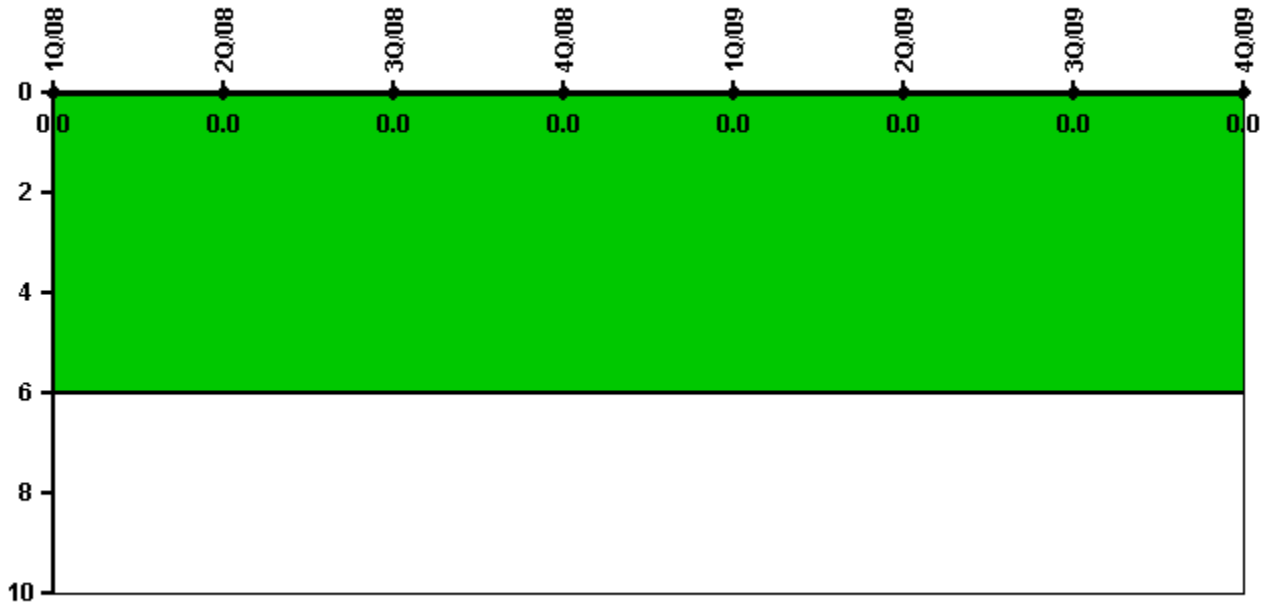
Thresholds: White > 3.0 Yellow > 6.0 Red > 25.0

Notes

Unplanned Scrams per 7000 Critical Hrs	1Q/08	2Q/08	3Q/08	4Q/08	1Q/09	2Q/09	3Q/09	4Q/09
Unplanned scrams	1.0	0	0	0	1.0	2.0	0	0
Critical hours	2145.1	2184.0	2208.0	2209.0	2019.9	1441.3	2208.0	2209.0
Indicator value	0.9	0.9	0.9	0.8	0.8	2.7	2.7	2.7

Licensee Comments: none

Unplanned Power Changes per 7000 Critical Hrs



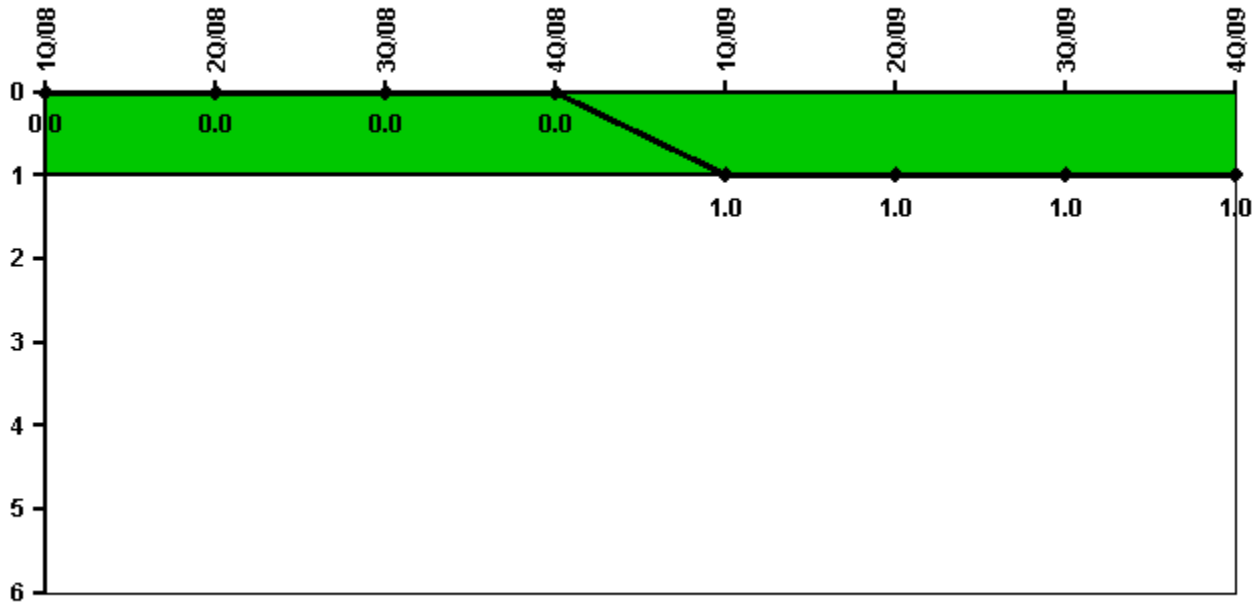
Thresholds: White > 6.0

Notes

Unplanned Power Changes per 7000 Critical Hrs	1Q/08	2Q/08	3Q/08	4Q/08	1Q/09	2Q/09	3Q/09	4Q/09
Unplanned power changes	0	0	0	0	0	0	0	0
Critical hours	2145.1	2184.0	2208.0	2209.0	2019.9	1441.3	2208.0	2209.0
Indicator value	0	0	0	0	0	0	0	0

Licensee Comments: none

Unplanned Scrams with Complications



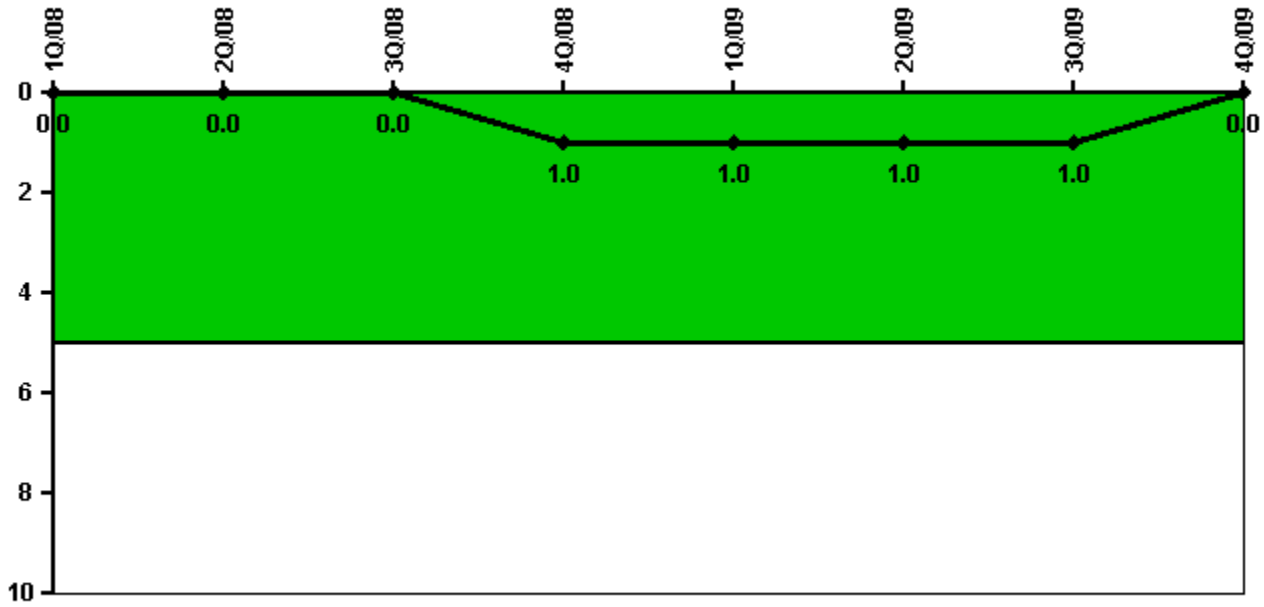
Thresholds: White > 1.0

Notes

Unplanned Scrams with Complications	1Q/08	2Q/08	3Q/08	4Q/08	1Q/09	2Q/09	3Q/09	4Q/09
Scrams with complications	0	0	0	0	1.0	0	0	0
Indicator value	0.0	0.0	0.0	0.0	1.0	1.0	1.0	1.0

Licensee Comments: none

Safety System Functional Failures (PWR)



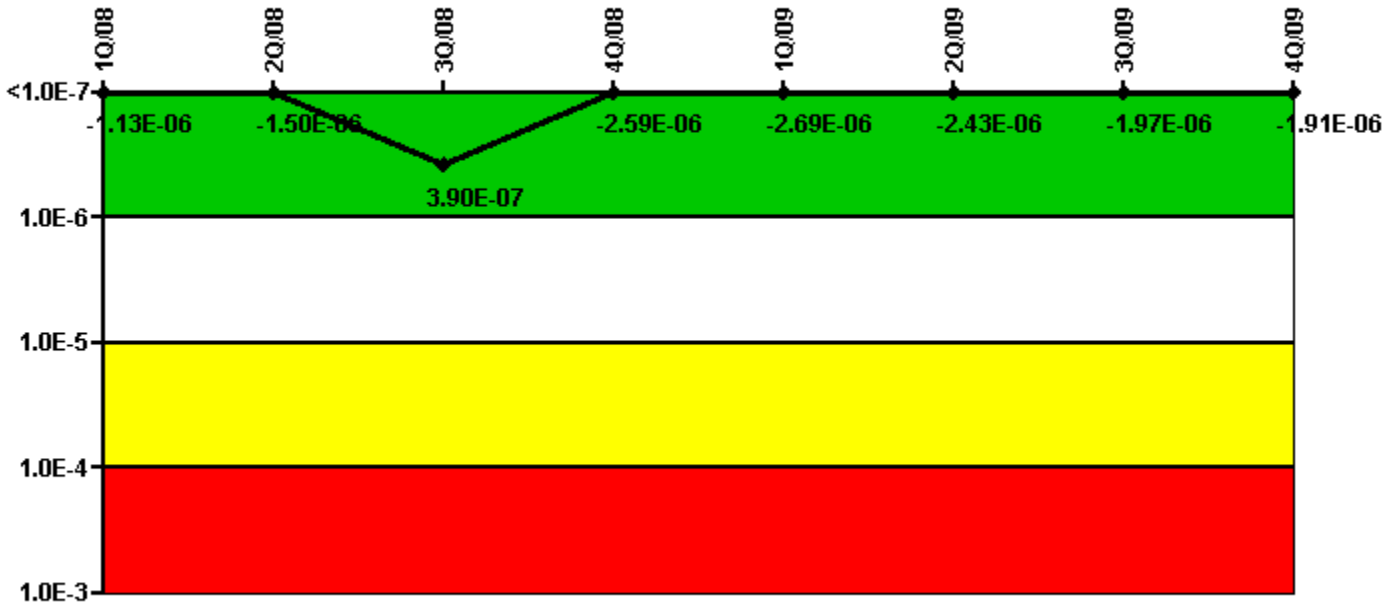
Thresholds: White > 5.0

Notes

Safety System Functional Failures (PWR)	1Q/08	2Q/08	3Q/08	4Q/08	1Q/09	2Q/09	3Q/09	4Q/09
Safety System Functional Failures	0	0	0	1	0	0	0	0
Indicator value	0	0	0	1	1	1	1	0

Licensee Comments: none

Mitigating Systems Performance Index, Emergency AC Power System




Thresholds: White > 1.00E-6 Yellow > 1.00E-5 Red > 1.00E-4

Notes

Mitigating Systems Performance Index, Emergency AC Power System	1Q/08	2Q/08	3Q/08	4Q/08	1Q/09	2Q/09	3Q/09	4Q/09
UAI (Δ CDF)	1.70E-07	-2.00E-07	-2.90E-07	-2.90E-07	-2.90E-07	-3.20E-08	3.40E-08	-7.00E-09
URI (Δ CDF)	-1.30E-06	-1.30E-06	6.80E-07	-2.30E-06	-2.40E-06	-2.40E-06	-2.00E-06	-1.90E-06
PLE	NO	NO	NO	NO	NO	NO	NO	NO
Indicator value	-1.13E-06	-1.50E-06	3.90E-07	-2.59E-06	-2.69E-06	-2.43E-06	-1.97E-06	-1.91E-06

Licensee Comments: none

Mitigating Systems Performance Index, High Pressure Injection System



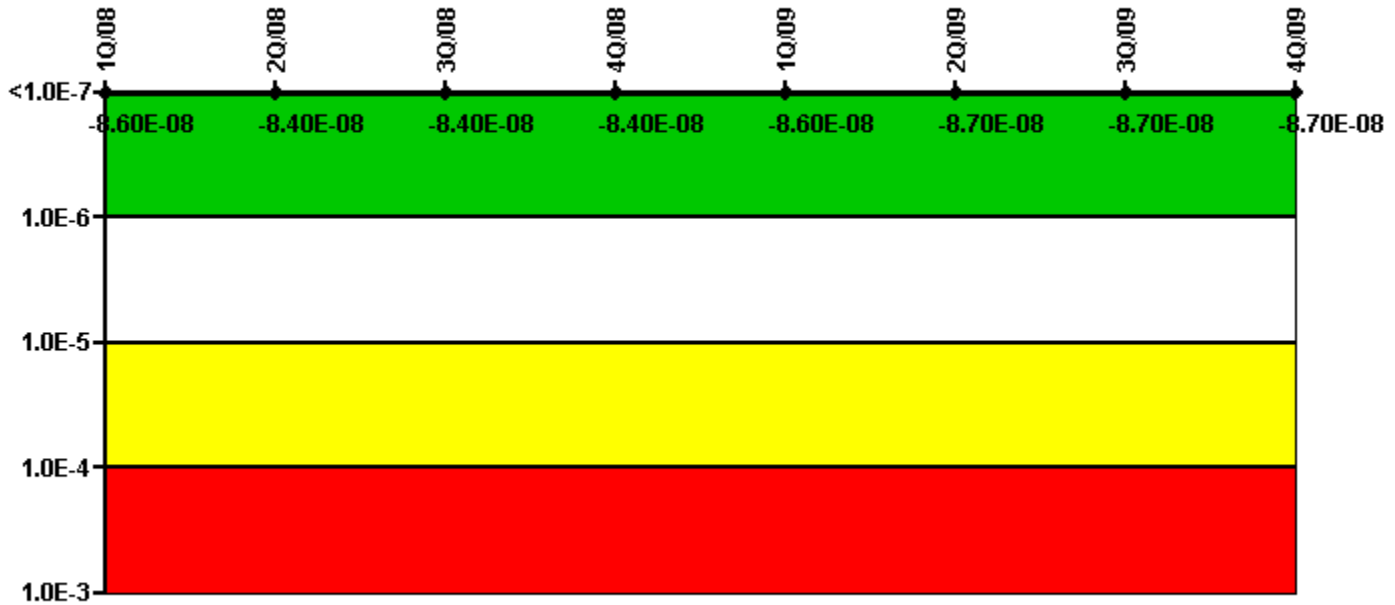
Thresholds: White > 1.00E-6 Yellow > 1.00E-5 Red > 1.00E-4

Notes

Mitigating Systems Performance Index, High Pressure Injection System	1Q/08	2Q/08	3Q/08	4Q/08	1Q/09	2Q/09	3Q/09	4Q/09
UAI (Δ CDF)	9.30E-08	8.40E-08	9.20E-08	9.00E-08	1.30E-07	1.30E-07	1.20E-07	1.10E-07
URI (Δ CDF)	-1.70E-07	-1.70E-07	-1.70E-07	-1.70E-07	-1.70E-07	-1.70E-07	-1.70E-07	-1.70E-07
PLE	NO	NO	NO	NO	NO	NO	NO	NO
Indicator value	-7.70E-08	-8.60E-08	-7.80E-08	-8.00E-08	-4.00E-08	-4.00E-08	-5.00E-08	-6.00E-08

Licensee Comments: none

Mitigating Systems Performance Index, Heat Removal System



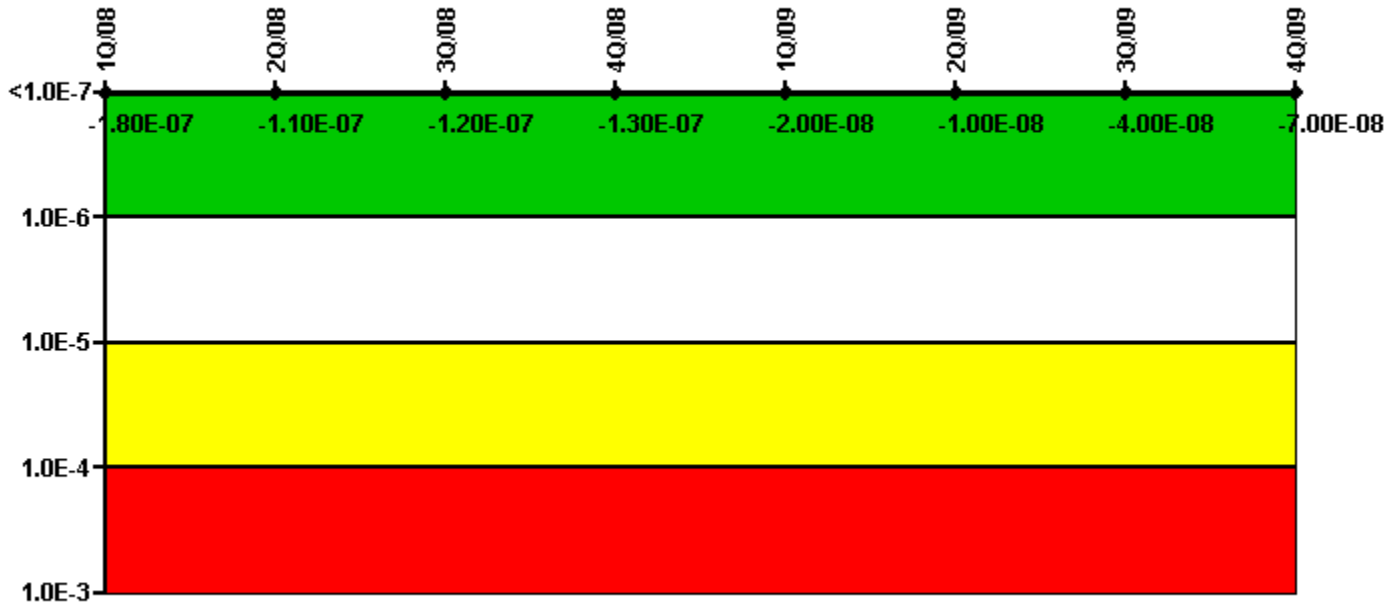
Thresholds: White > 1.00E-6 Yellow > 1.00E-5 Red > 1.00E-4

Notes

Mitigating Systems Performance Index, Heat Removal System	1Q/08	2Q/08	3Q/08	4Q/08	1Q/09	2Q/09	3Q/09	4Q/09
UAI (Δ CDF)	-2.00E-08	-2.00E-08	-2.00E-08	-2.00E-08	-2.00E-08	-2.00E-08	-2.00E-08	-2.00E-08
URI (Δ CDF)	-6.60E-08	-6.40E-08	-6.40E-08	-6.40E-08	-6.60E-08	-6.70E-08	-6.70E-08	-6.70E-08
PLE	NO	NO	NO	NO	NO	NO	NO	NO
Indicator value	-8.60E-08	-8.40E-08	-8.40E-08	-8.40E-08	-8.60E-08	-8.70E-08	-8.70E-08	-8.70E-08

Licensee Comments: none

Mitigating Systems Performance Index, Residual Heat Removal System



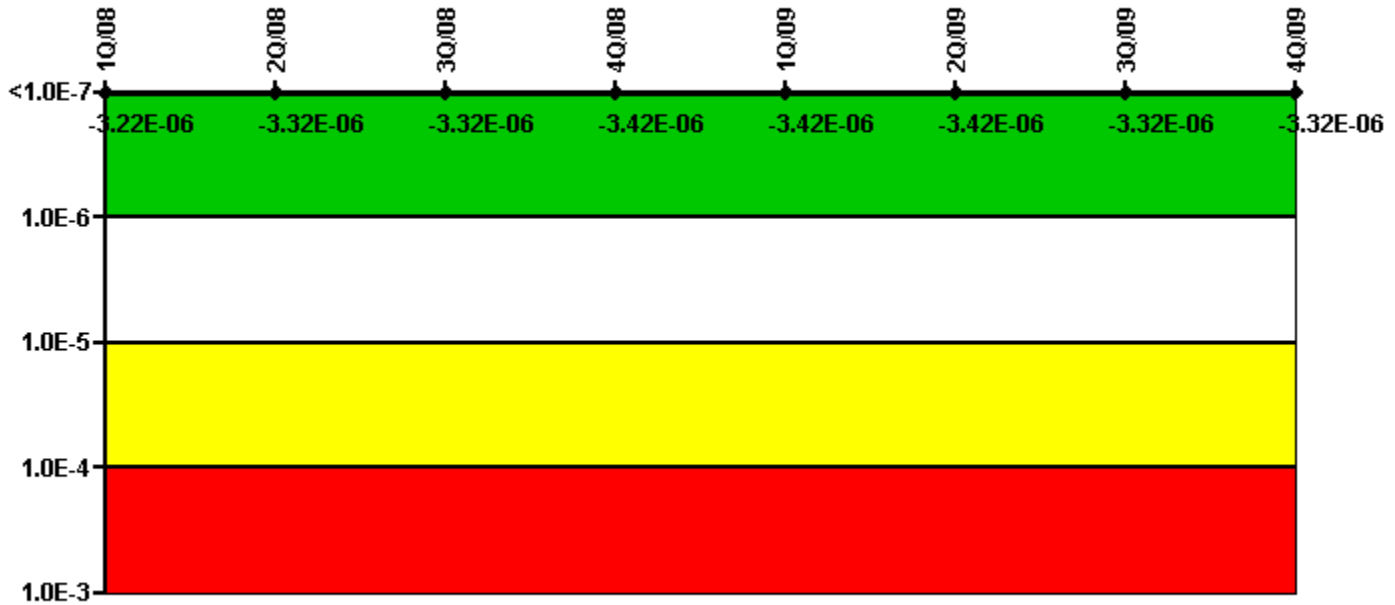
Thresholds: White > 1.00E-6 Yellow > 1.00E-5 Red > 1.00E-4

Notes

Mitigating Systems Performance Index, Residual Heat Removal System	1Q/08	2Q/08	3Q/08	4Q/08	1Q/09	2Q/09	3Q/09	4Q/09
UAI (Δ CDF)	1.90E-07	2.60E-07	2.50E-07	2.40E-07	3.50E-07	3.60E-07	3.30E-07	3.00E-07
URI (Δ CDF)	-3.70E-07	-3.70E-07	-3.70E-07	-3.70E-07	-3.70E-07	-3.70E-07	-3.70E-07	-3.70E-07
PLE	NO	NO	NO	NO	NO	NO	NO	NO
Indicator value	-1.80E-07	-1.10E-07	-1.20E-07	-1.30E-07	-2.00E-08	-1.00E-08	-4.00E-08	-7.00E-08

Licensee Comments: none

Mitigating Systems Performance Index, Cooling Water Systems



Thresholds: White > 1.00E-6 Yellow > 1.00E-5 Red > 1.00E-4

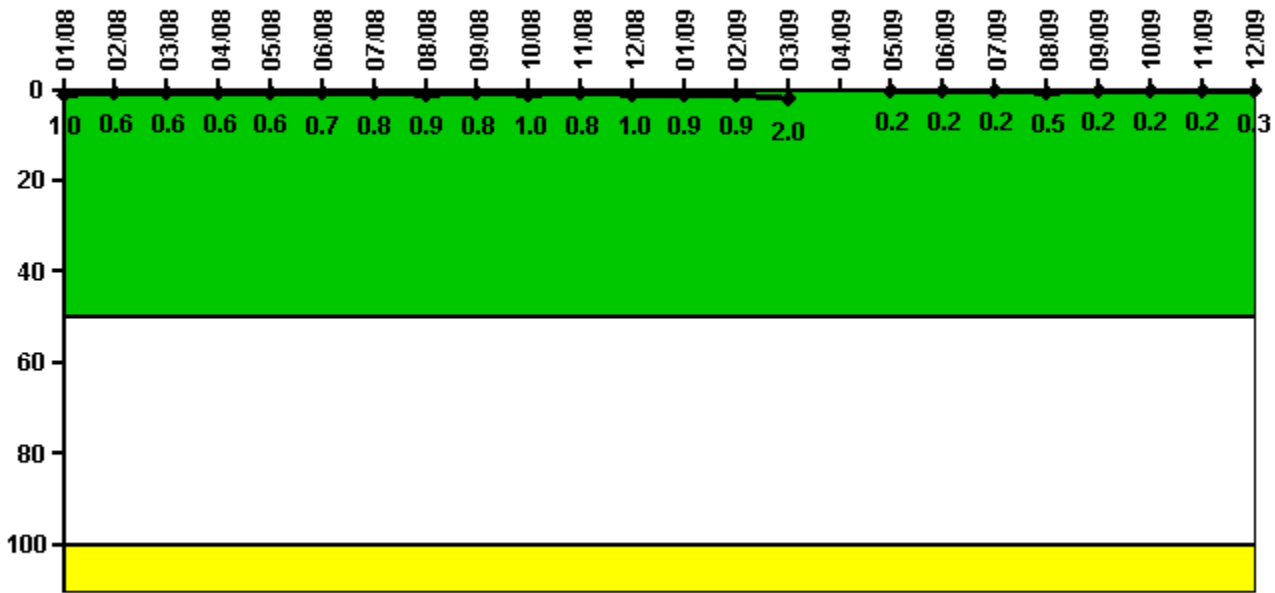
Notes

Mitigating Systems Performance Index, Cooling Water Systems	1Q/08	2Q/08	3Q/08	4Q/08	1Q/09	2Q/09	3Q/09	4Q/09
UAI (Δ CDF)	-3.00E-06	-3.10E-06	-3.10E-06	-3.20E-06	-3.20E-06	-3.20E-06	-3.10E-06	-3.10E-06
URI (Δ CDF)	-2.20E-07	-2.20E-07	-2.20E-07	-2.20E-07	-2.20E-07	-2.20E-07	-2.20E-07	-2.20E-07
PLE	NO	NO	NO	NO	NO	NO	NO	NO
Indicator value	-3.22E-06	-3.32E-06	-3.32E-06	-3.42E-06	-3.42E-06	-3.42E-06	-3.32E-06	-3.32E-06

Licensee Comments:

4Q/09: Changed PRA Parameter(s).

Reactor Coolant System Activity



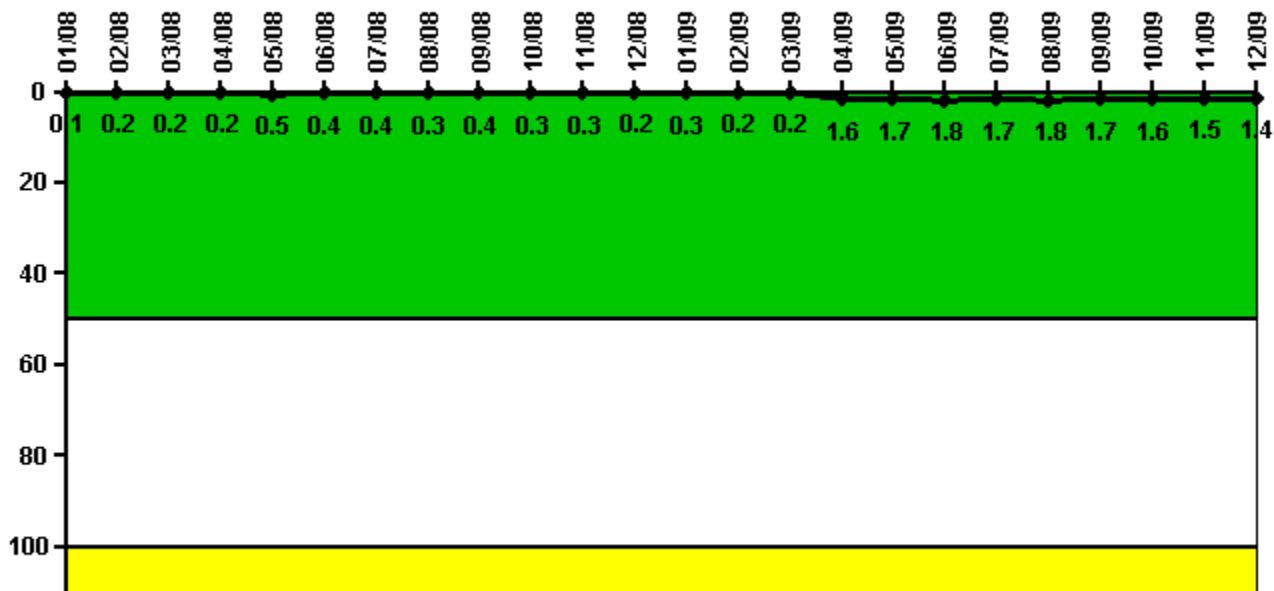
Thresholds: White > 50.0 Yellow > 100.0

Notes

Reactor Coolant System Activity	1/08	2/08	3/08	4/08	5/08	6/08	7/08	8/08	9/08	10/08	11/08	12/08
Maximum activity	0.003438	0.002020	0.002169	0.002079	0.002129	0.002289	0.002971	0.003110	0.002837	0.003438	0.002711	0.003417
Technical specification limit	0.4	0.4	0.4	0.4	0.4	0.4	0.4	0.4	0.4	0.4	0.4	0.4
Indicator value	1.0	0.6	0.6	0.6	0.6	0.7	0.8	0.9	0.8	1.0	0.8	1.0
Reactor Coolant System Activity	1/09	2/09	3/09	4/09	5/09	6/09	7/09	8/09	9/09	10/09	11/09	12/09
Maximum activity	0.003055	0.002984	0.007078	N/A	0.000719	0.000740	0.000747	0.001753	0.000803	0.000850	0.000852	0.000917
Technical specification limit	0.4	0.4	0.4	0.4	0.4	0.4	0.4	0.4	0.4	0.4	0.4	0.4
Indicator value	0.9	0.9	2.0	N/A	0.2	0.2	0.2	0.5	0.2	0.2	0.2	0.3

Licensee Comments: none

Reactor Coolant System Leakage



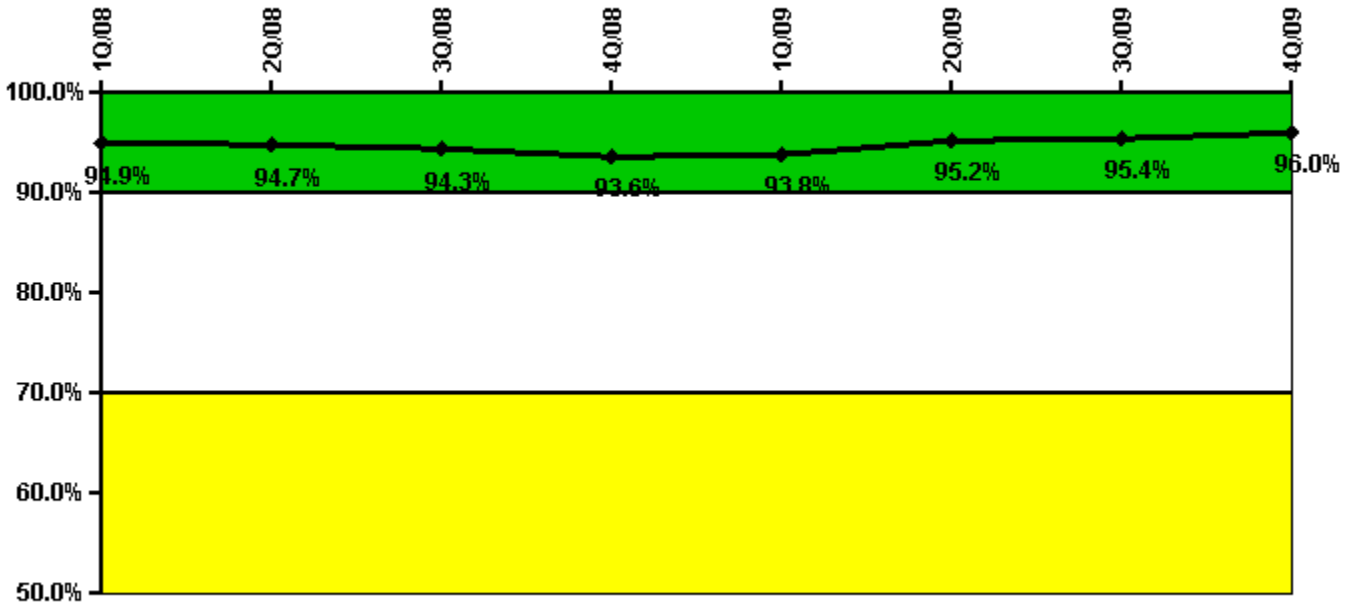
Thresholds: White > 50.0 Yellow > 100.0

Notes

Reactor Coolant System Leakage	1/08	2/08	3/08	4/08	5/08	6/08	7/08	8/08	9/08	10/08	11/08	12/08
Maximum leakage	0.010	0.020	0.020	0.020	0.050	0.040	0.040	0.030	0.040	0.030	0.030	0.020
Technical specification limit	10.0	10.0	10.0	10.0	10.0	10.0	10.0	10.0	10.0	10.0	10.0	10.0
Indicator value	0.1	0.2	0.2	0.2	0.5	0.4	0.4	0.3	0.4	0.3	0.3	0.2
Reactor Coolant System Leakage	1/09	2/09	3/09	4/09	5/09	6/09	7/09	8/09	9/09	10/09	11/09	12/09
Maximum leakage	0.030	0.020	0.020	0.160	0.170	0.180	0.170	0.180	0.170	0.160	0.150	0.140
Technical specification limit	10.0	10.0	10.0	10.0	10.0	10.0	10.0	10.0	10.0	10.0	10.0	10.0
Indicator value	0.3	0.2	0.2	1.6	1.7	1.8	1.7	1.8	1.7	1.6	1.5	1.4

Licensee Comments: none

Drill/Exercise Performance



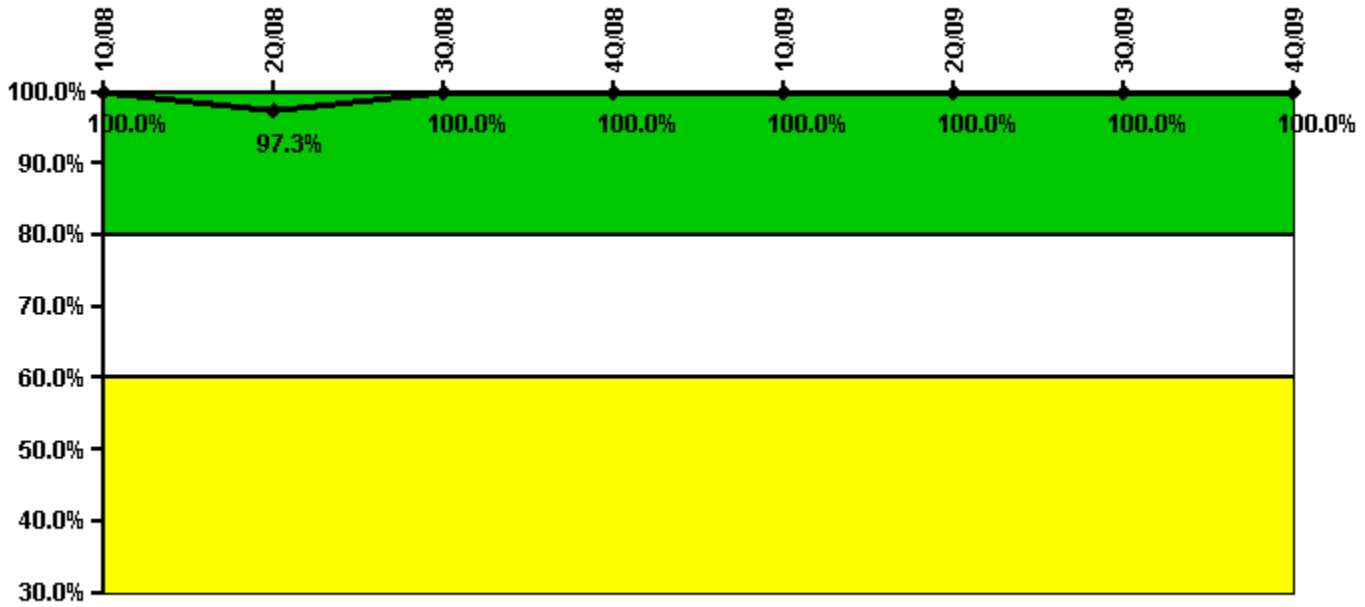
Thresholds: White < 90.0% Yellow < 70.0%

Notes

Drill/Exercise Performance	1Q/08	2Q/08	3Q/08	4Q/08	1Q/09	2Q/09	3Q/09	4Q/09
Successful opportunities	4.0	11.0	42.0	39.0	21.0	40.0	41.0	16.0
Total opportunities	4.0	12.0	43.0	44.0	22.0	40.0	42.0	16.0
Indicator value	94.9%	94.7%	94.3%	93.6%	93.8%	95.2%	95.4%	96.0%

Licensee Comments: none

ERO Drill Participation



Thresholds: White < 80.0% Yellow < 60.0%

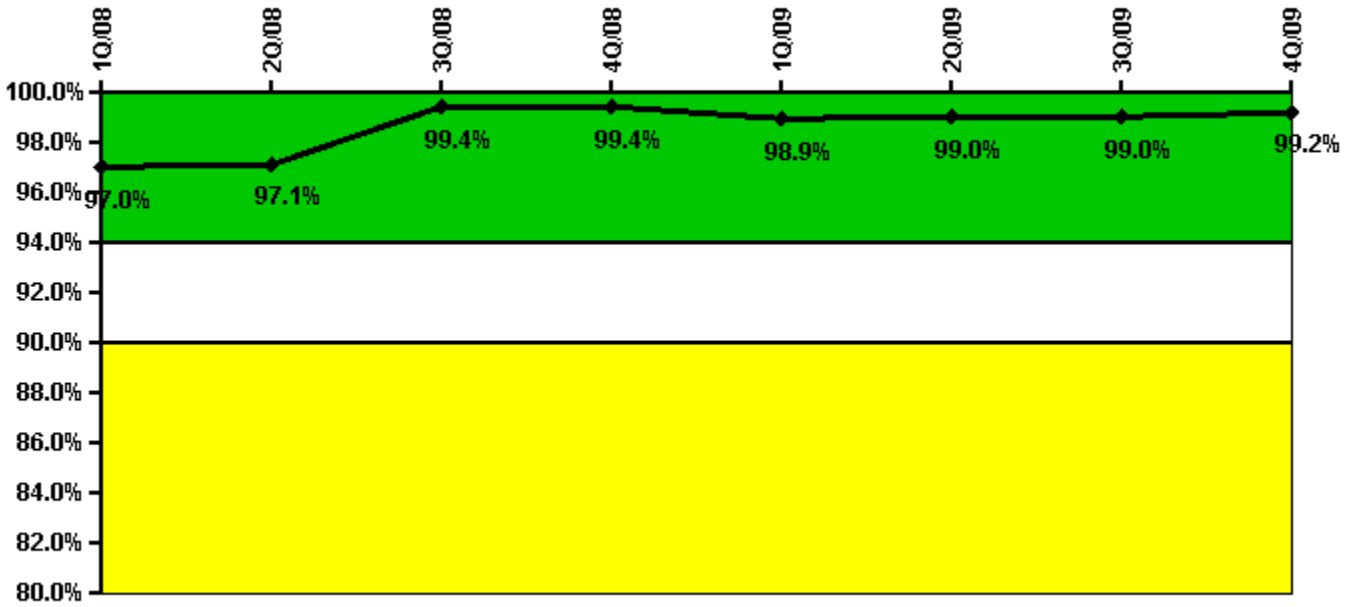
Notes

ERO Drill Participation	1Q/08	2Q/08	3Q/08	4Q/08	1Q/09	2Q/09	3Q/09	4Q/09
Participating Key personnel	83.0	73.0	87.0	82.0	86.0	79.0	76.0	79.0
Total Key personnel	83.0	75.0	87.0	82.0	86.0	79.0	76.0	79.0
Indicator value	100.0%	97.3%	100.0%	100.0%	100.0%	100.0%	100.0%	100.0%

Licensee Comments:

4Q/09: FAQ 09-10 introduced at December 2009 ROP Task Force Meeting.

Alert & Notification System



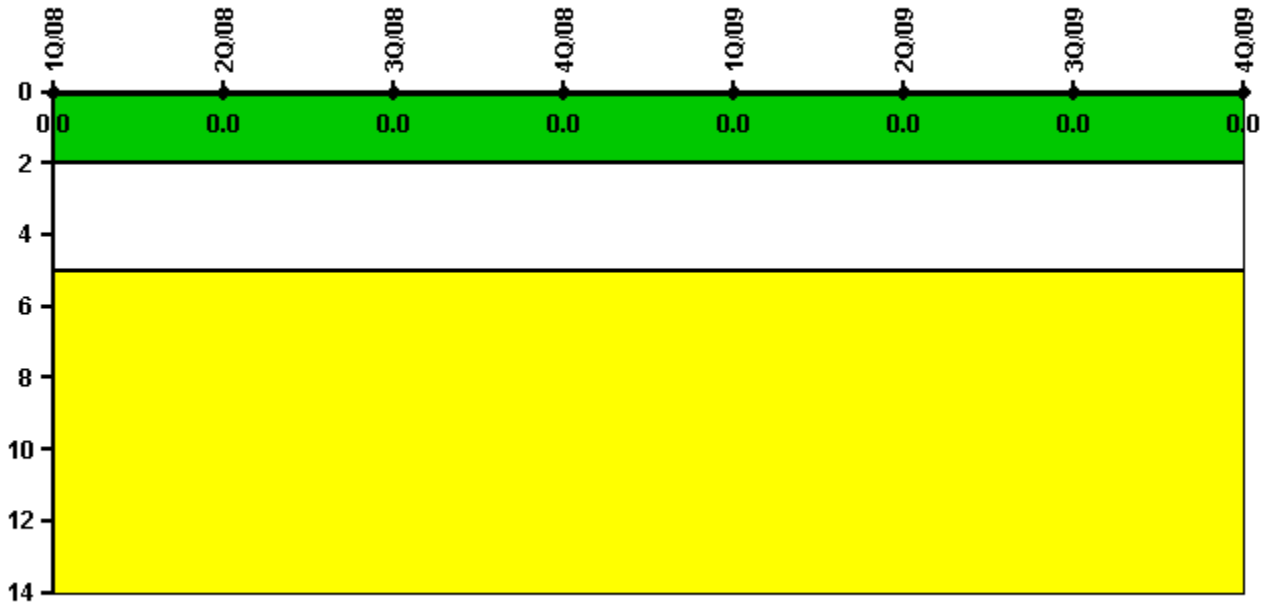
Thresholds: White < 94.0% Yellow < 90.0%

Notes

Alert & Notification System	1Q/08	2Q/08	3Q/08	4Q/08	1Q/09	2Q/09	3Q/09	4Q/09
Successful siren-tests	754	753	751	961	634	969	858	969
Total sirens-tests	756	756	756	972	648	972	864	972
Indicator value	97.0%	97.1%	99.4%	99.4%	98.9%	99.0%	99.0%	99.2%

Licensee Comments: none

Occupational Exposure Control Effectiveness



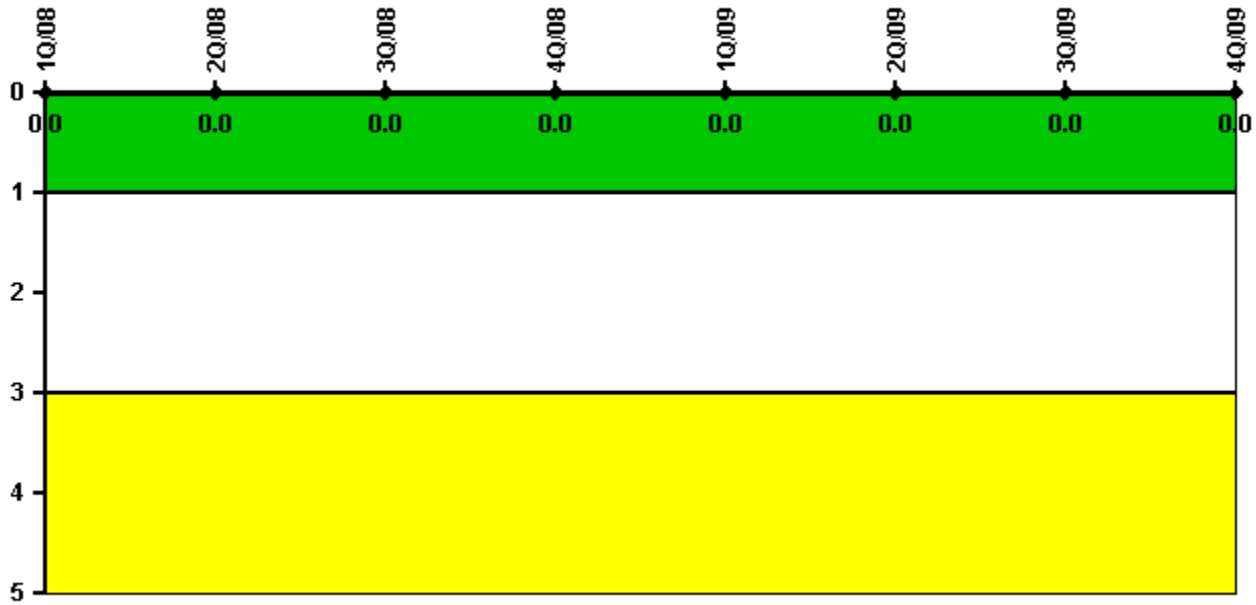
Thresholds: White > 2.0 Yellow > 5.0

Notes

Occupational Exposure Control Effectiveness	1Q/08	2Q/08	3Q/08	4Q/08	1Q/09	2Q/09	3Q/09	4Q/09
High radiation area occurrences	0	0	0	0	0	0	0	0
Very high radiation area occurrences	0	0	0	0	0	0	0	0
Unintended exposure occurrences	0	0	0	0	0	0	0	0
Indicator value	0	0	0	0	0	0	0	0

Licensee Comments: none

RETS/ODCM Radiological Effluent



Thresholds: White > 1.0 Yellow > 3.0

Notes

RETS/ODCM Radiological Effluent	1Q/08	2Q/08	3Q/08	4Q/08	1Q/09	2Q/09	3Q/09	4Q/09
RETS/ODCM occurrences	0	0	0	0	0	0	0	0
Indicator value	0	0	0	0	0	0	0	0

Licensee Comments: none

[Security](#) information not publicly available.