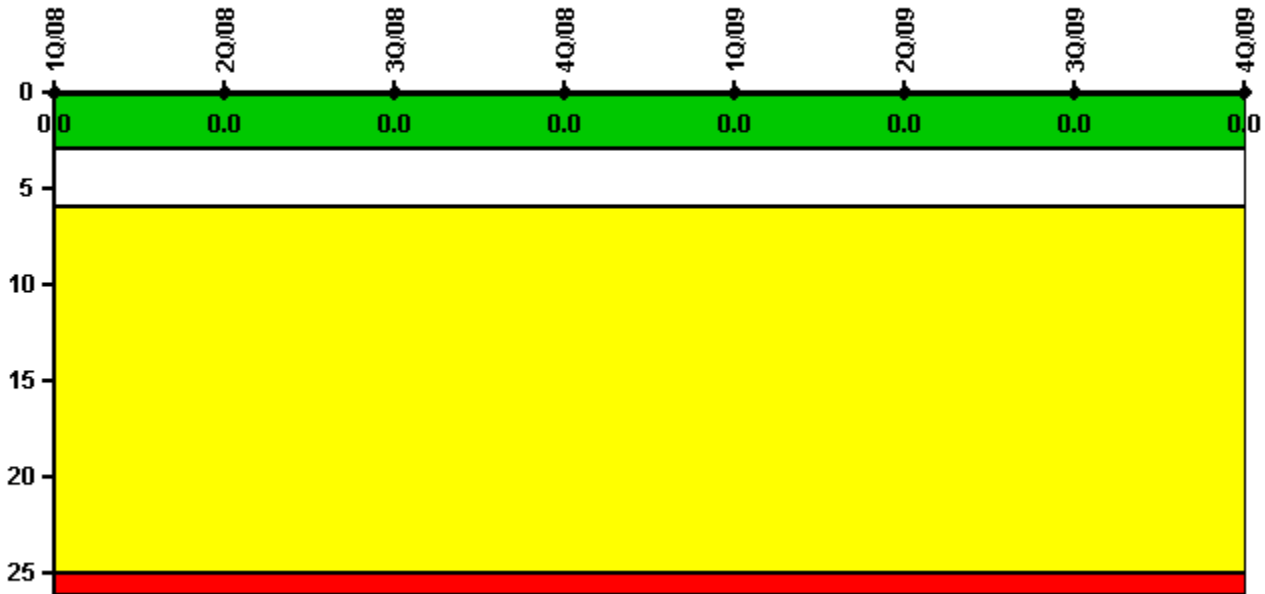


# Quad Cities 1

## 4Q/2009 Performance Indicators

Licensee's General Comments: none

### Unplanned Scrams per 7000 Critical Hrs



Thresholds: White > 3.0 Yellow > 6.0 Red > 25.0

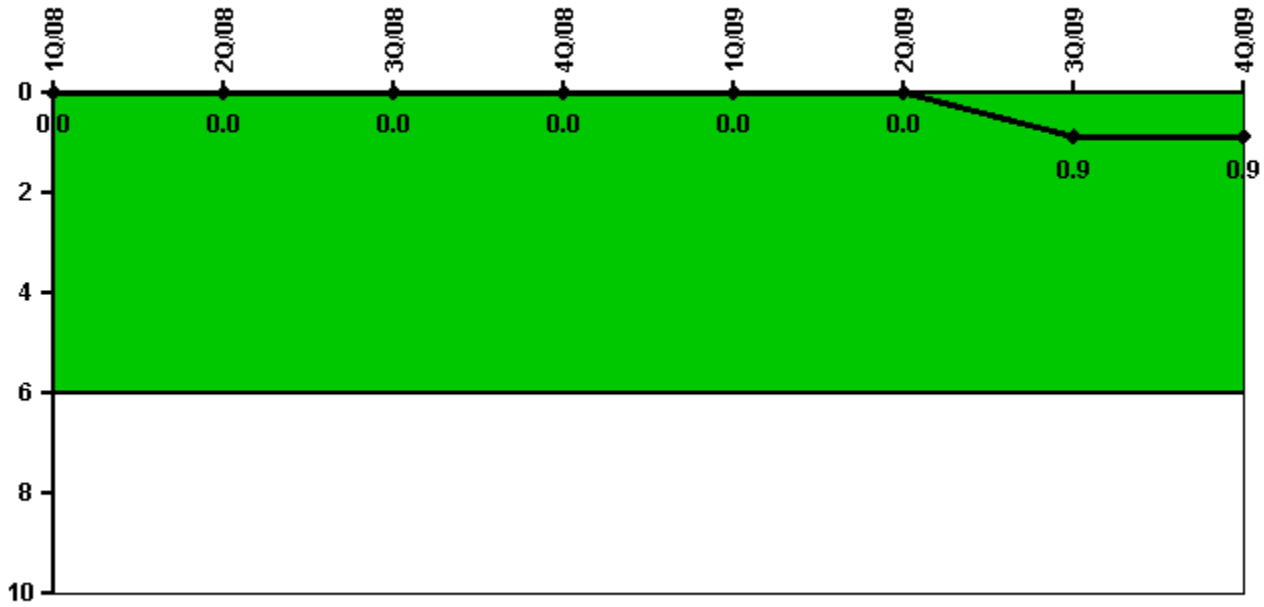
### Notes

Unplanned Scrams per 7000 Critical Hrs	1Q/08	2Q/08	3Q/08	4Q/08	1Q/09	2Q/09	3Q/09	4Q/09
Unplanned scrams	0	0	0	0	0	0	0	0
Critical hours	2183.0	2184.0	2208.0	2209.0	2159.0	1439.0	2145.4	2209.0
Indicator value	0	0	0	0	0	0	0	0

Licensee Comments: none

---

## Unplanned Power Changes per 7000 Critical Hrs



Thresholds: White > 6.0

### Notes

Unplanned Power Changes per 7000 Critical Hrs	1Q/08	2Q/08	3Q/08	4Q/08	1Q/09	2Q/09	3Q/09	4Q/09
Unplanned power changes	0	0	0	0	0	0	1.0	0
Critical hours	2183.0	2184.0	2208.0	2209.0	2159.0	1439.0	2145.4	2209.0
Indicator value	0	0	0	0	0	0	0.9	0.9

Licensee Comments: none

## Unplanned Scrams with Complications



Thresholds: White > 1.0

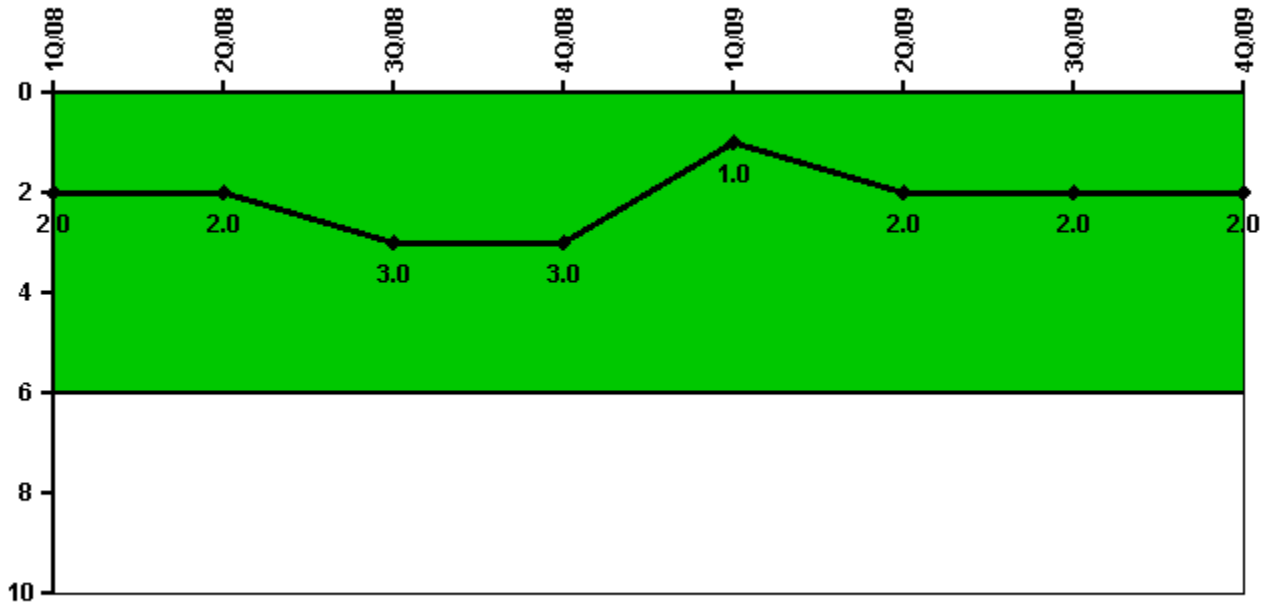
### Notes

Unplanned Scrams with Complications	1Q/08	2Q/08	3Q/08	4Q/08	1Q/09	2Q/09	3Q/09	4Q/09
Scrams with complications	0	0	0	0	0	0	0	0
Indicator value	0.0	0.0	0.0	0.0	0.0	0.0	0.0	0.0

Licensee Comments: none

---

## Safety System Functional Failures (BWR)




Thresholds: White > 6.0

### Notes

Safety System Functional Failures (BWR)	1Q/08	2Q/08	3Q/08	4Q/08	1Q/09	2Q/09	3Q/09	4Q/09
Safety System Functional Failures	2	0	1	0	0	1	1	0
Indicator value	2	2	3	3	1	2	2	2

Licensee Comments: none

# Mitigating Systems Performance Index, Emergency AC Power System



Thresholds: White > 1.00E-6 Yellow > 1.00E-5 Red > 1.00E-4


## Notes

Mitigating Systems Performance Index, Emergency AC Power System	1Q/08	2Q/08	3Q/08	4Q/08	1Q/09	2Q/09	3Q/09	4Q/09
UAI ( $\Delta$ CDF)	4.70E-08	9.90E-11	4.70E-09	5.40E-08	6.80E-08	7.10E-08	9.70E-08	9.60E-08
URI ( $\Delta$ CDF)	-1.10E-07	-9.60E-08	-9.70E-08	-1.50E-07	-1.60E-07	-1.60E-07	-1.60E-07	-7.10E-08
PLE	NO	NO	NO	NO	NO	NO	NO	NO
Indicator value	-6.30E-08	-9.59E-08	-9.23E-08	-9.60E-08	-9.20E-08	-8.90E-08	-6.30E-08	2.50E-08

Licensee Comments:

4Q/09: Changed PRA Parameter(s). The MSPI Basis Document was revised on 9-9-09 to change the Emergency Diesel Generator mission time.

# Mitigating Systems Performance Index, High Pressure Injection System



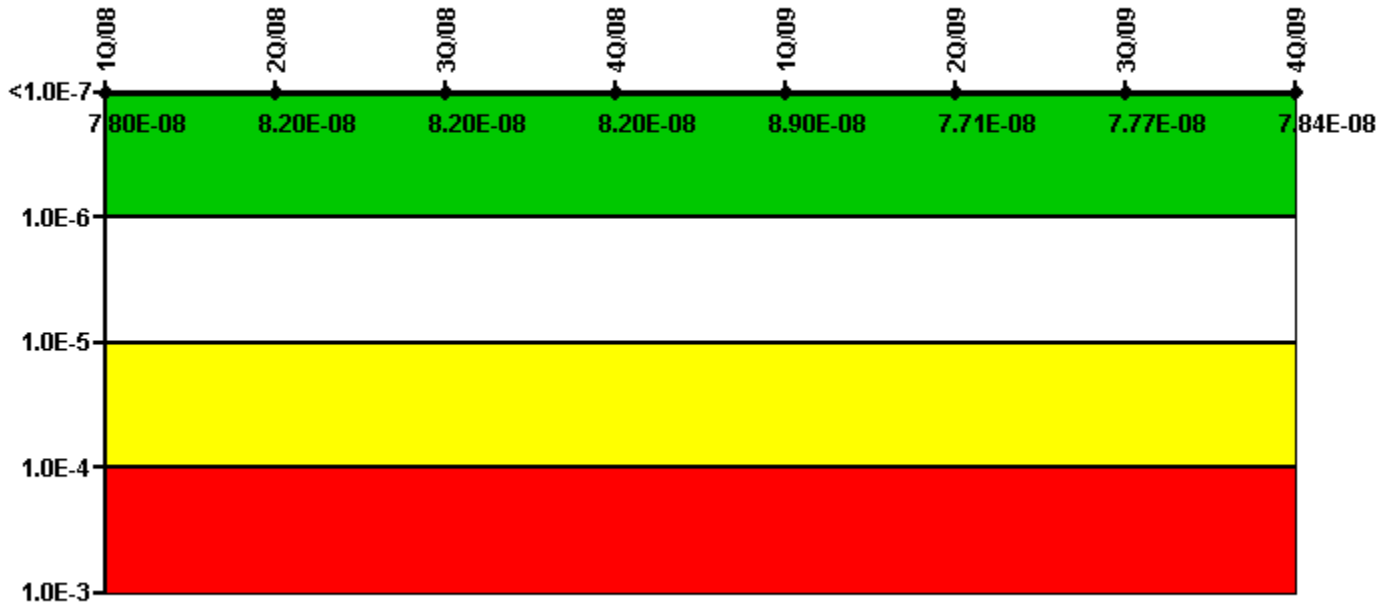
Thresholds: White > 1.00E-6 Yellow > 1.00E-5 Red > 1.00E-4

## Notes

Mitigating Systems Performance Index, High Pressure Injection System	1Q/08	2Q/08	3Q/08	4Q/08	1Q/09	2Q/09	3Q/09	4Q/09
UAI ( $\Delta$ CDF)	2.40E-08	2.40E-08	2.40E-08	2.10E-08	3.80E-08	3.90E-08	4.20E-08	4.20E-08
URI ( $\Delta$ CDF)	-3.60E-08	-3.40E-08	-3.40E-08	-3.40E-08	-3.40E-08	-3.90E-08	-4.00E-08	-4.00E-08
PLE	NO	NO	NO	NO	NO	NO	NO	NO
Indicator value	-1.20E-08	-1.00E-08	-1.00E-08	-1.30E-08	4.00E-09	0.00E+00	2.00E-09	2.00E-09

Licensee Comments: none

# Mitigating Systems Performance Index, Heat Removal System



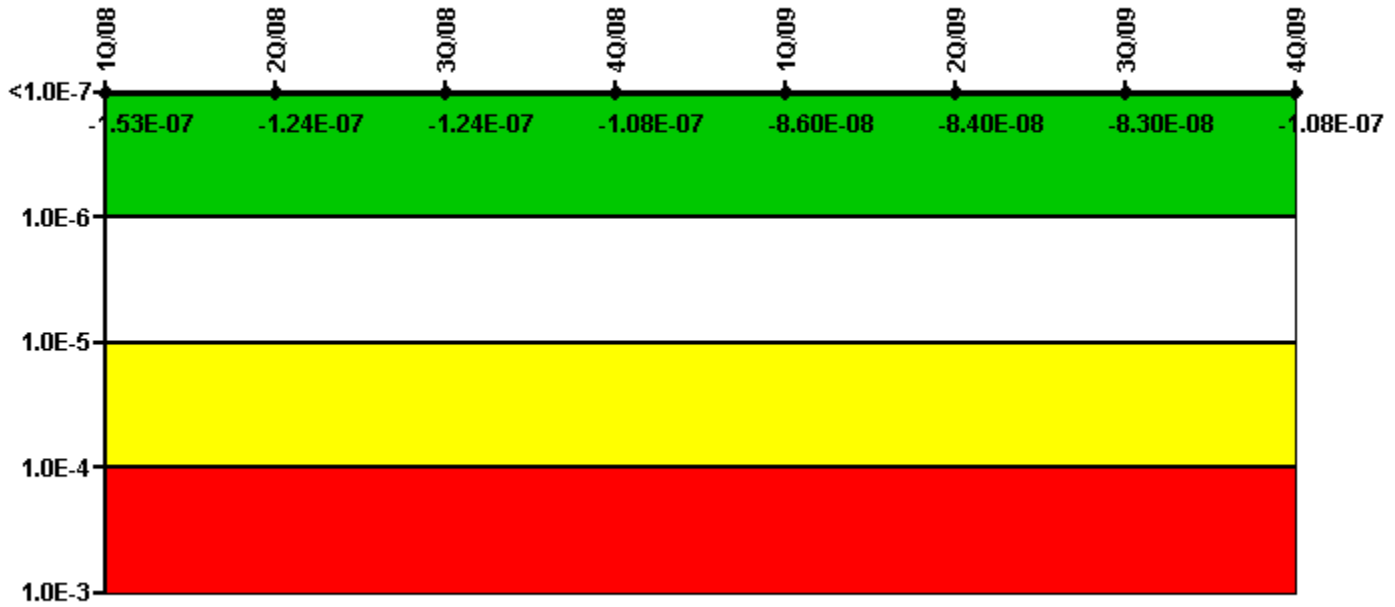
Thresholds: White > 1.00E-6 Yellow > 1.00E-5 Red > 1.00E-4

## Notes

Mitigating Systems Performance Index, Heat Removal System	1Q/08	2Q/08	3Q/08	4Q/08	1Q/09	2Q/09	3Q/09	4Q/09
UAI ( $\Delta$ CDF)	-1.70E-08	-1.70E-08	-1.70E-08	-1.70E-08	-1.00E-08	-4.90E-09	-4.30E-09	-3.60E-09
URI ( $\Delta$ CDF)	9.50E-08	9.90E-08	9.90E-08	9.90E-08	9.90E-08	8.20E-08	8.20E-08	8.20E-08
PLE	NO	NO	NO	NO	NO	NO	NO	NO
Indicator value	7.80E-08	8.20E-08	8.20E-08	8.20E-08	8.90E-08	7.71E-08	7.77E-08	7.84E-08

Licensee Comments: none

# Mitigating Systems Performance Index, Residual Heat Removal System



Thresholds: White > 1.00E-6 Yellow > 1.00E-5 Red > 1.00E-4

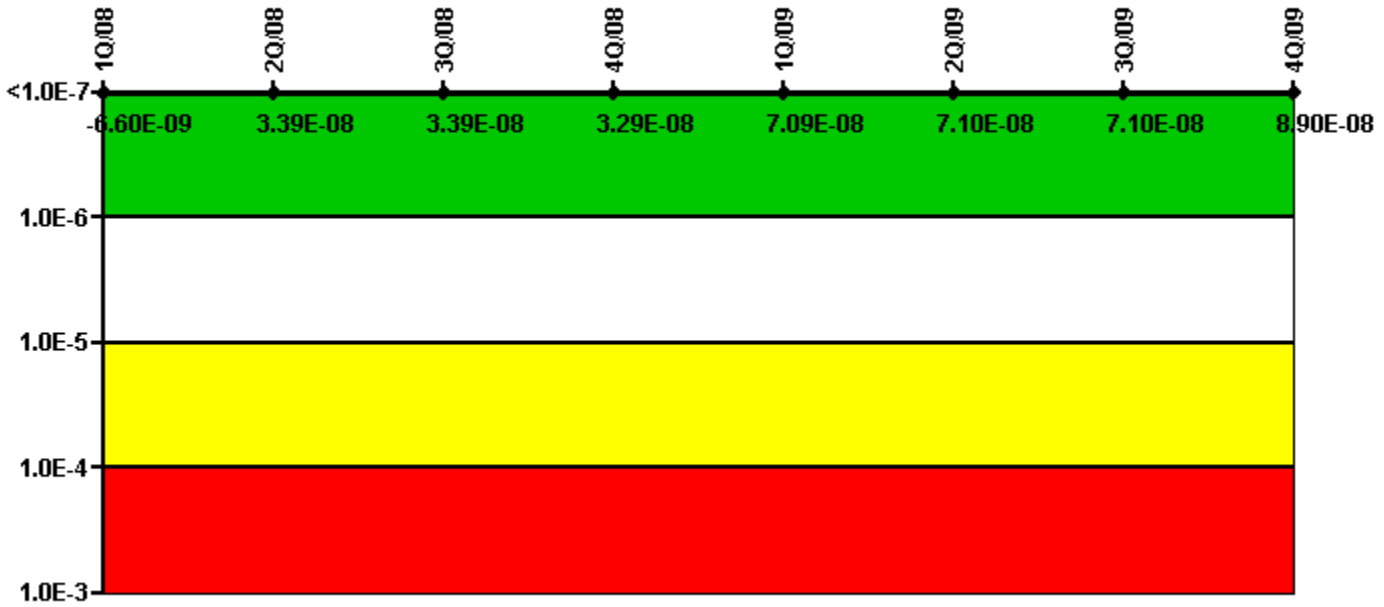
## Notes

Mitigating Systems Performance Index, Residual Heat Removal System	1Q/08	2Q/08	3Q/08	4Q/08	1Q/09	2Q/09	3Q/09	4Q/09
UAI ( $\Delta$ CDF)	-5.60E-08	-2.70E-08	-2.70E-08	-1.10E-08	1.10E-08	1.30E-08	1.40E-08	-1.10E-08
URI ( $\Delta$ CDF)	-9.70E-08	-9.70E-08	-9.70E-08	-9.70E-08	-9.70E-08	-9.70E-08	-9.70E-08	-9.70E-08
PLE	NO	NO	NO	NO	NO	NO	NO	NO
Indicator value	-1.53E-07	-1.24E-07	-1.24E-07	-1.08E-07	-8.60E-08	-8.40E-08	-8.30E-08	-1.08E-07

Licensee Comments: none



# Mitigating Systems Performance Index, Cooling Water Systems



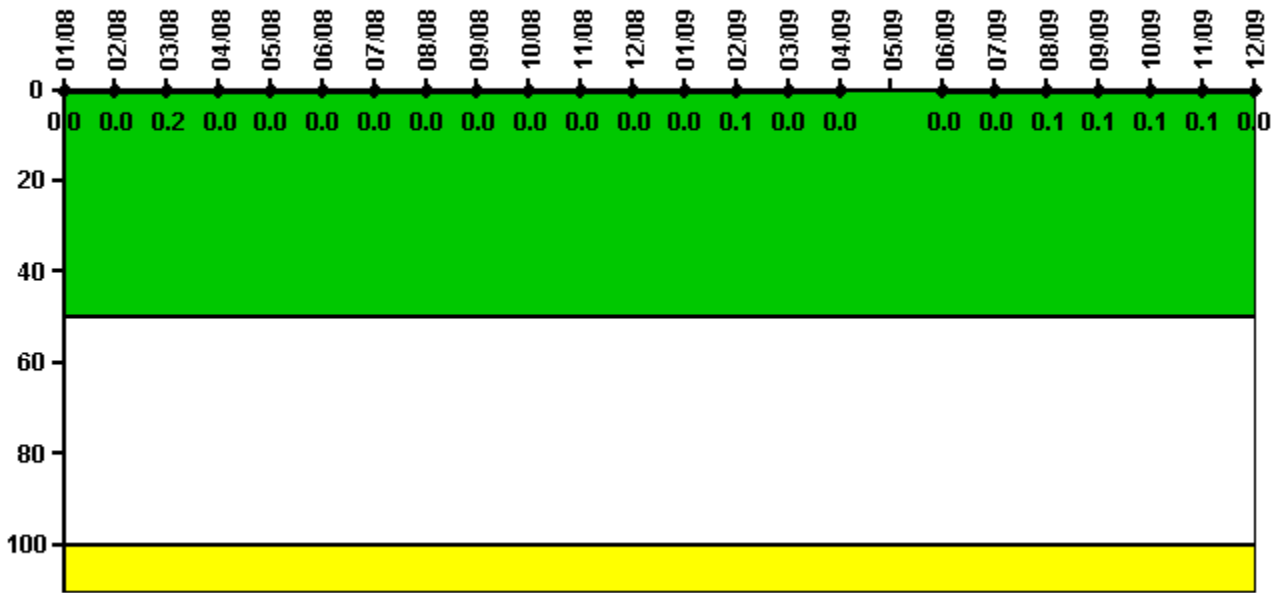
Thresholds: White >  $1.00E-6$  Yellow >  $1.00E-5$  Red >  $1.00E-4$

## Notes

Mitigating Systems Performance Index, Cooling Water Systems	1Q/08	2Q/08	3Q/08	4Q/08	1Q/09	2Q/09	3Q/09	4Q/09
UAI ( $\Delta$ CDF)	$-9.40E-09$	$3.20E-08$	$3.20E-08$	$3.10E-08$	$6.90E-08$	$7.20E-08$	$7.20E-08$	$9.00E-08$
URI ( $\Delta$ CDF)	$2.80E-09$	$1.90E-09$	$1.90E-09$	$1.90E-09$	$1.90E-09$	$-9.60E-10$	$-9.60E-10$	$-9.60E-10$
PLE	NO	NO	NO	NO	NO	NO	NO	NO
Indicator value	$-6.60E-09$	$3.39E-08$	$3.39E-08$	$3.29E-08$	$7.09E-08$	$7.10E-08$	$7.10E-08$	$8.90E-08$

Licensee Comments: none

# Reactor Coolant System Activity




Thresholds: White > 50.0 Yellow > 100.0

## Notes

Reactor Coolant System Activity	1/08	2/08	3/08	4/08	5/08	6/08	7/08	8/08	9/08	10/08	11/08	12/08
Maximum activity	0.000055	0.000062	0.000393	0.000031	0.000041	0.000042	0.000052	0.000072	0.000053	0.000059	0.000027	0.000084
Technical specification limit	0.2	0.2	0.2	0.2	0.2	0.2	0.2	0.2	0.2	0.2	0.2	0.2
Indicator value	0	0	0.2	0	0	0	0	0	0	0	0	0
Reactor Coolant System Activity	1/09	2/09	3/09	4/09	5/09	6/09	7/09	8/09	9/09	10/09	11/09	12/09
Maximum activity	0.000035	0.000145	0.000040	0.000041	N/A	0.000060	0.000086	0.000107	0.000107	0.000138	0.000105	0.000097
Technical specification limit	0.2	0.2	0.2	0.2	0.2	0.2	0.2	0.2	0.2	0.2	0.2	0.2
Indicator value	0	0.1	0	0	N/A	0	0	0.1	0.1	0.1	0.1	0

Licensee Comments: none

## Reactor Coolant System Leakage



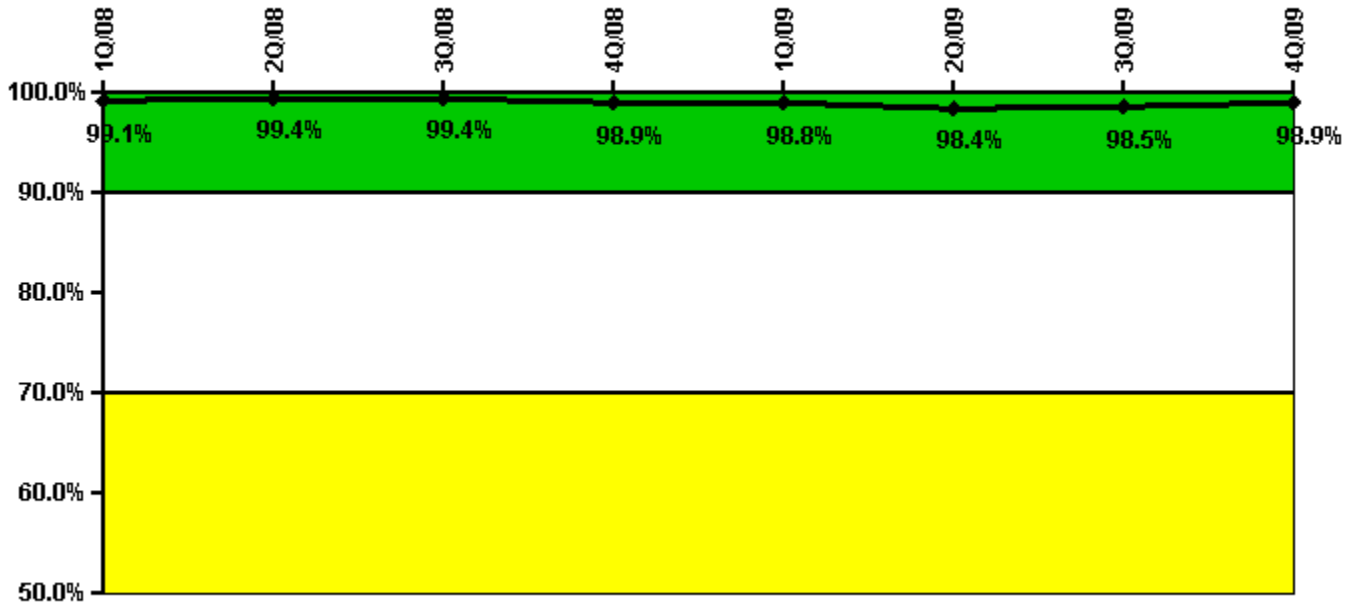
Thresholds: White > 50.0 Yellow > 100.0

### Notes

Reactor Coolant System Leakage	1/08	2/08	3/08	4/08	5/08	6/08	7/08	8/08	9/08	10/08	11/08	12/08
Maximum leakage	1.560	1.560	1.540	1.550	1.550	1.550	1.620	1.620	1.570	1.570	1.570	1.610
Technical specification limit	25.0	25.0	25.0	25.0	25.0	25.0	25.0	25.0	25.0	25.0	25.0	25.0
Indicator value	6.2	6.2	6.2	6.2	6.2	6.2	6.5	6.5	6.3	6.3	6.3	6.4
Reactor Coolant System Leakage	1/09	2/09	3/09	4/09	5/09	6/09	7/09	8/09	9/09	10/09	11/09	12/09
Maximum leakage	1.610	1.630	1.620	1.740	1.670	1.910	1.630	1.720	1.760	1.630	1.670	1.810
Technical specification limit	25.0	25.0	25.0	25.0	25.0	25.0	25.0	25.0	25.0	25.0	25.0	25.0
Indicator value	6.4	6.5	6.5	7.0	6.7	7.6	6.5	6.9	7.0	6.5	6.7	7.2

Licensee Comments: none

## Drill/Exercise Performance



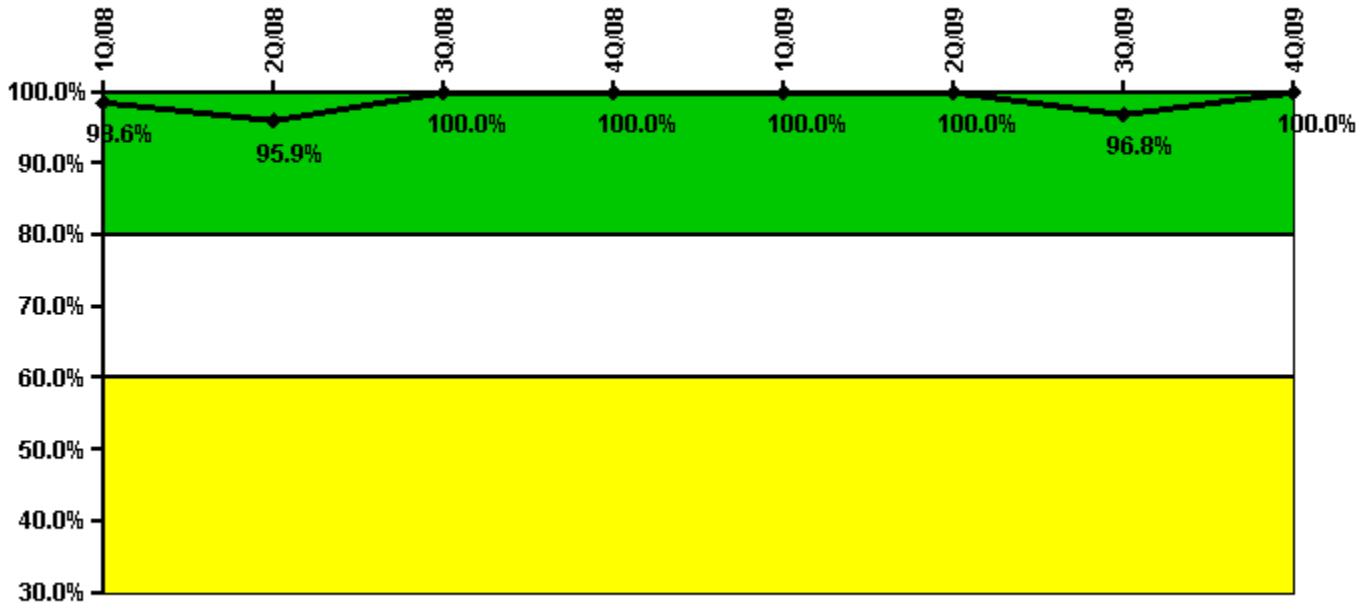
Thresholds: White < 90.0% Yellow < 70.0%

### Notes

Drill/Exercise Performance	1Q/08	2Q/08	3Q/08	4Q/08	1Q/09	2Q/09	3Q/09	4Q/09
Successful opportunities	30.0	32.0	24.0	47.0	15.0	11.0	70.0	42.0
Total opportunities	30.0	32.0	24.0	49.0	15.0	12.0	70.0	42.0
Indicator value	99.1%	99.4%	99.4%	98.9%	98.8%	98.4%	98.5%	98.9%

Licensee Comments: none

# ERO Drill Participation



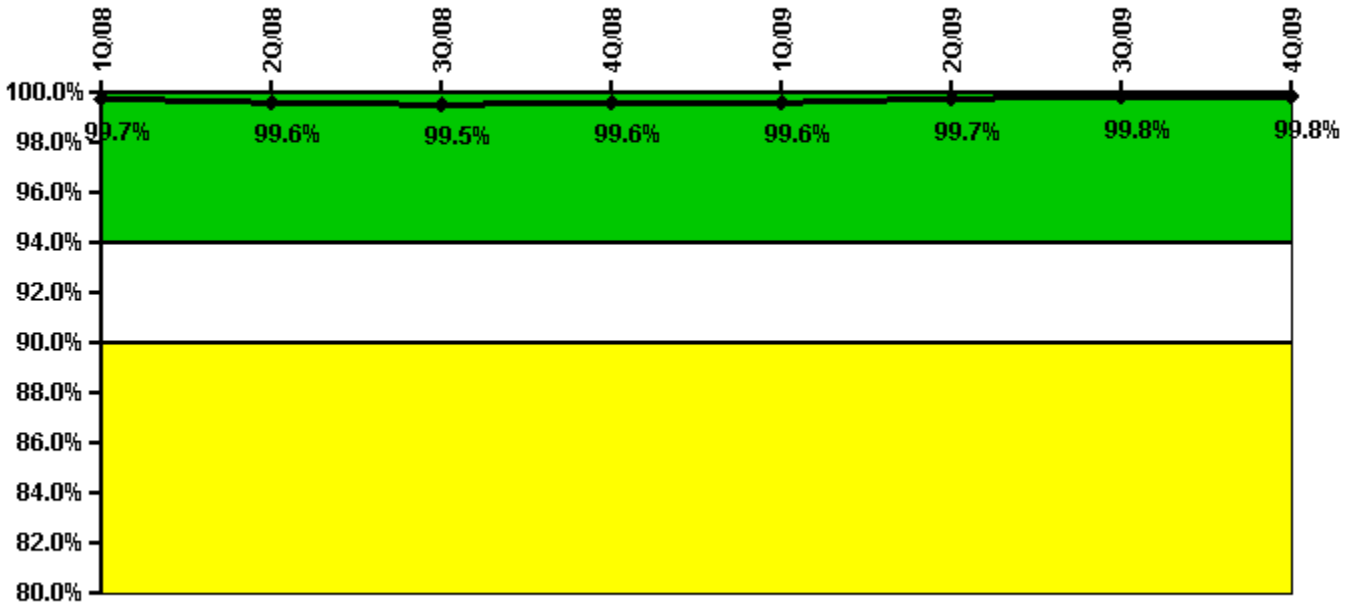
Thresholds: White < 80.0% Yellow < 60.0%

## Notes

ERO Drill Participation	1Q/08	2Q/08	3Q/08	4Q/08	1Q/09	2Q/09	3Q/09	4Q/09
Participating Key personnel	70.0	70.0	69.0	64.0	69.0	68.0	61.0	64.0
Total Key personnel	71.0	73.0	69.0	64.0	69.0	68.0	63.0	64.0
Indicator value	98.6%	95.9%	100.0%	100.0%	100.0%	100.0%	96.8%	100.0%

Licensee Comments: none

# Alert & Notification System



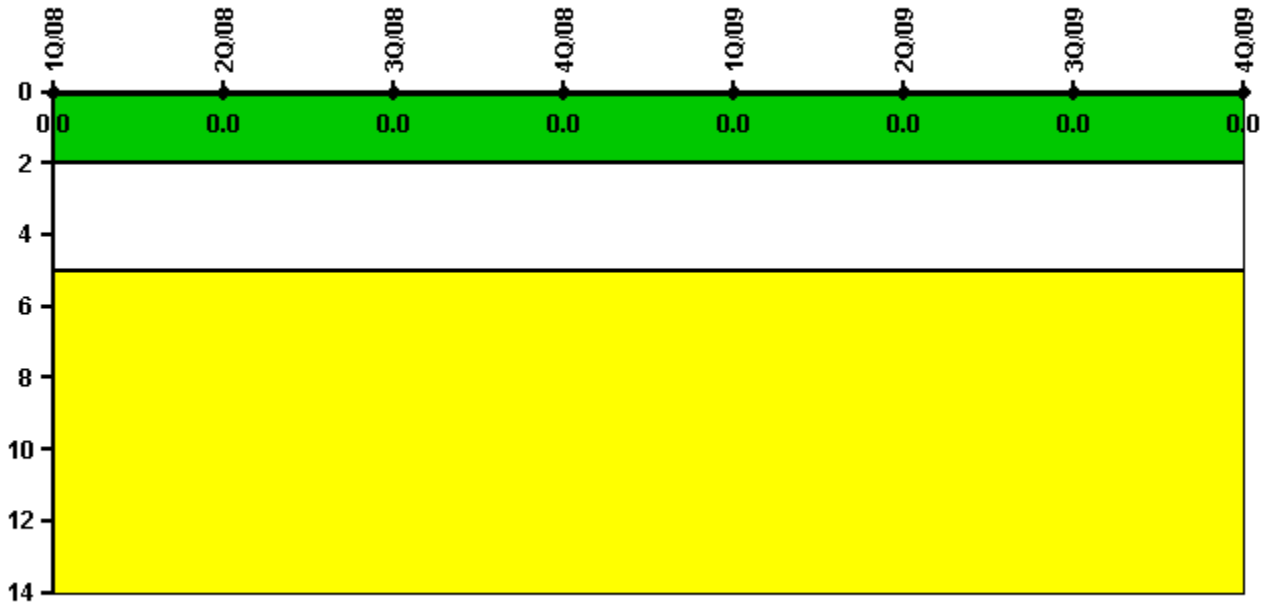
Thresholds: White < 94.0% Yellow < 90.0%

## Notes

Alert & Notification System	1Q/08	2Q/08	3Q/08	4Q/08	1Q/09	2Q/09	3Q/09	4Q/09
Successful siren-tests	3312	3284	3367	3315	3269	3325	3372	3326
Total sirens-tests	3319	3309	3380	3328	3276	3328	3380	3328
Indicator value	99.7%	99.6%	99.5%	99.6%	99.6%	99.7%	99.8%	99.8%

Licensee Comments: none

# Occupational Exposure Control Effectiveness



**Thresholds: White > 2.0 Yellow > 5.0**

## Notes

Occupational Exposure Control Effectiveness	1Q/08	2Q/08	3Q/08	4Q/08	1Q/09	2Q/09	3Q/09	4Q/09
High radiation area occurrences	0	0	0	0	0	0	0	0
Very high radiation area occurrences	0	0	0	0	0	0	0	0
Unintended exposure occurrences	0	0	0	0	0	0	0	0
<b>Indicator value</b>	<b>0</b>	<b>0</b>	<b>0</b>	<b>0</b>	<b>0</b>	<b>0</b>	<b>0</b>	<b>0</b>

Licensee Comments: none

---

# RETS/ODCM Radiological Effluent



Thresholds: White > 1.0 Yellow > 3.0

## Notes

RETS/ODCM Radiological Effluent	1Q/08	2Q/08	3Q/08	4Q/08	1Q/09	2Q/09	3Q/09	4Q/09
RETS/ODCM occurrences	0	0	0	0	0	0	0	0
Indicator value	0	0	0	0	0	0	0	0

Licensee Comments: none

[Security](#) information not publicly available.