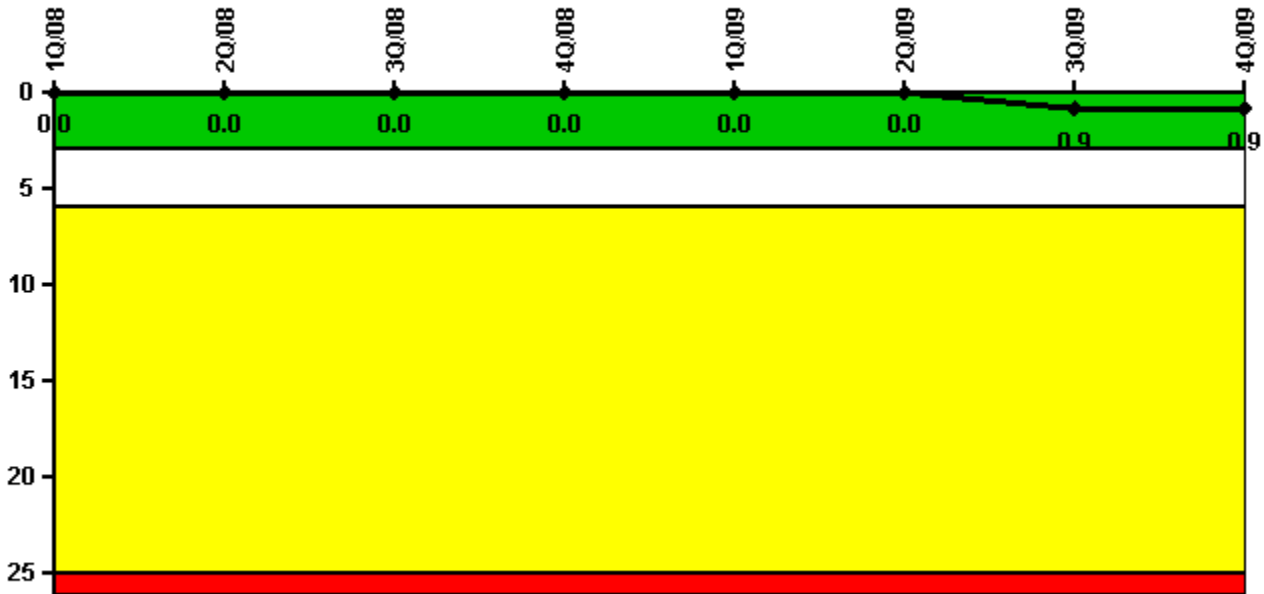


Peach Bottom 3

4Q/2009 Performance Indicators

Licensee's General Comments: none

Unplanned Scrams per 7000 Critical Hrs



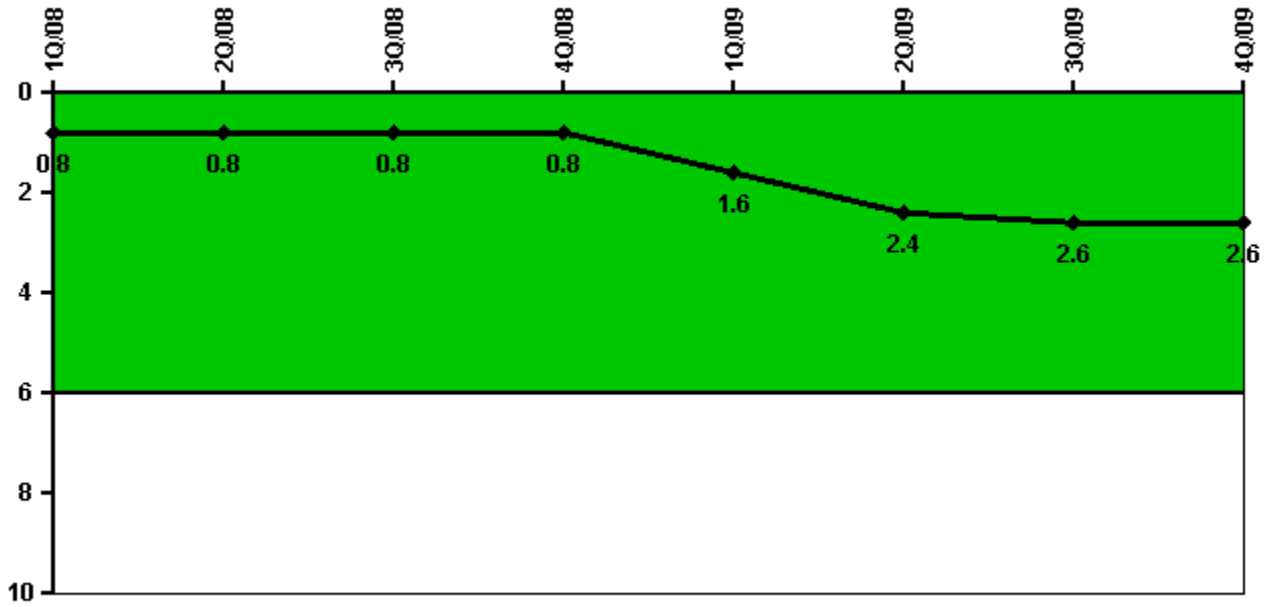
Thresholds: White > 3.0 Yellow > 6.0 Red > 25.0

Notes

Unplanned Scrams per 7000 Critical Hrs	1Q/08	2Q/08	3Q/08	4Q/08	1Q/09	2Q/09	3Q/09	4Q/09
Unplanned scrams	0	0	0	0	0	0	1.0	0
Critical hours	2146.9	2184.0	2208.0	2209.0	2035.6	2184.0	1798.7	1955.5
Indicator value	0	0	0	0	0	0	0.9	0.9

Licensee Comments: none

Unplanned Power Changes per 7000 Critical Hrs



Thresholds: White > 6.0

Notes

Unplanned Power Changes per 7000 Critical Hrs	1Q/08	2Q/08	3Q/08	4Q/08	1Q/09	2Q/09	3Q/09	4Q/09
Unplanned power changes	1.0	0	0	0	2.0	1.0	0	0
Critical hours	2146.9	2184.0	2208.0	2209.0	2035.6	2184.0	1798.7	1955.5
Indicator value	0.8	0.8	0.8	0.8	1.6	2.4	2.6	2.6

Licensee Comments: none

Unplanned Scrams with Complications



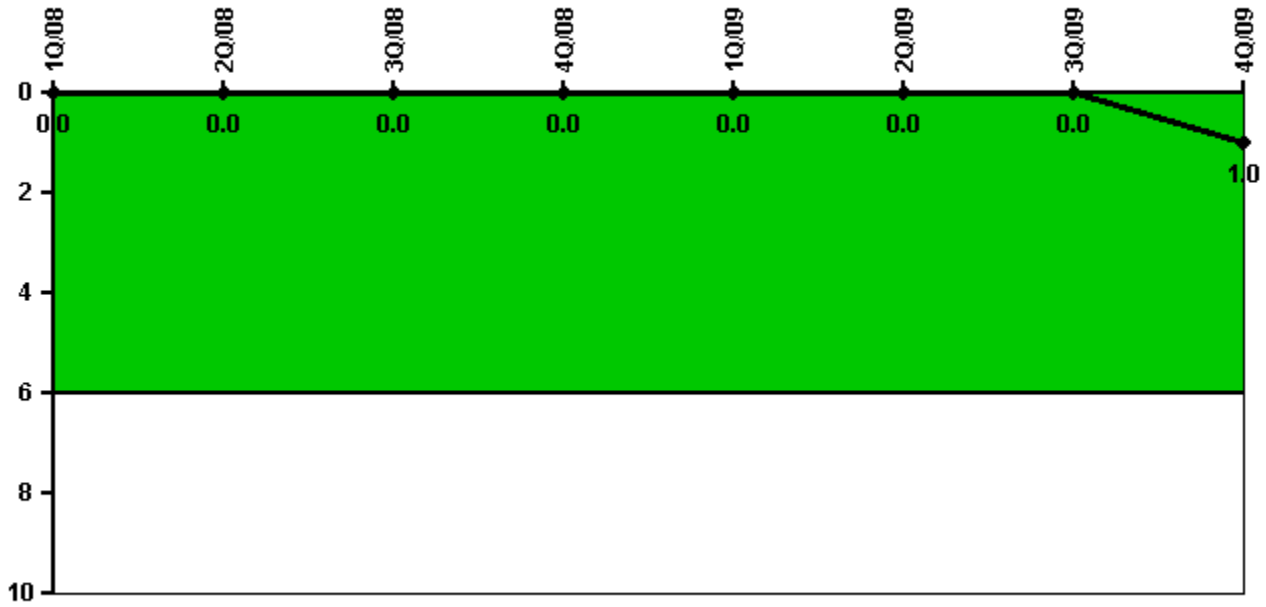
Thresholds: White > 1.0

Notes

Unplanned Scrams with Complications	1Q/08	2Q/08	3Q/08	4Q/08	1Q/09	2Q/09	3Q/09	4Q/09
Scrams with complications	0	0	0	0	0	0	0	0
Indicator value	0.0	0.0	0.0	0.0	0.0	0.0	0.0	0.0

Licensee Comments: none

Safety System Functional Failures (BWR)



Thresholds: White > 6.0

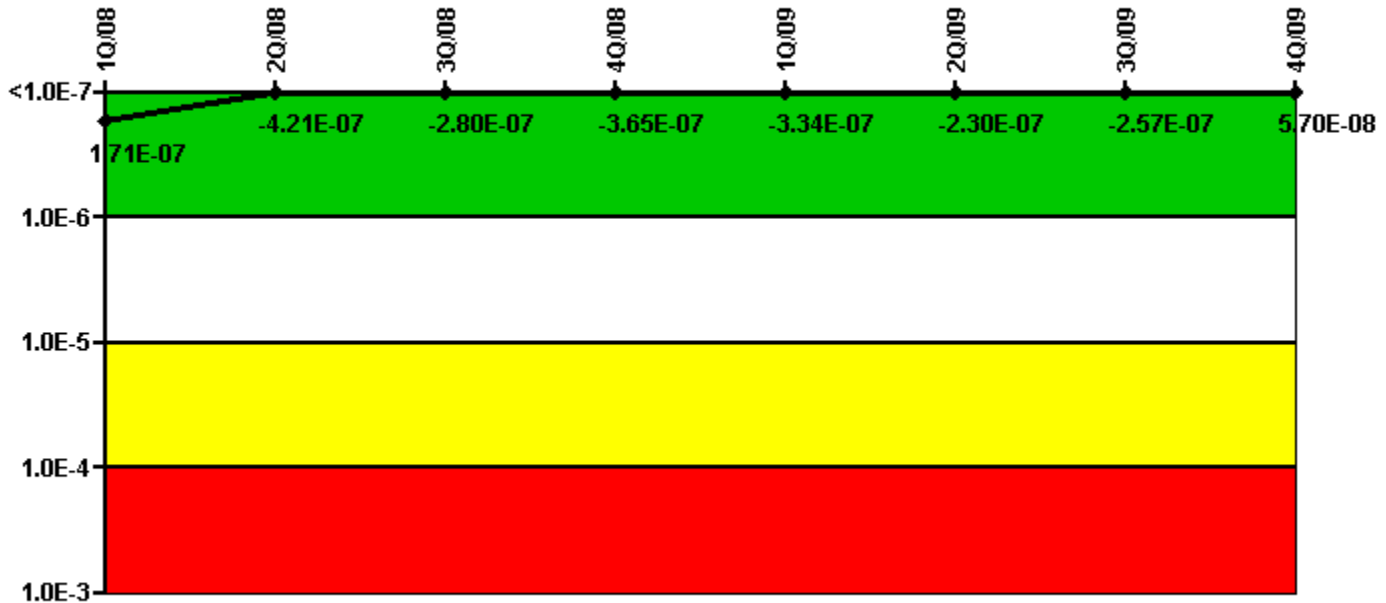
Notes

Safety System Functional Failures (BWR)	1Q/08	2Q/08	3Q/08	4Q/08	1Q/09	2Q/09	3Q/09	4Q/09
Safety System Functional Failures	0	0	0	0	0	0	0	1
Indicator value	0	0	0	0	0	0	0	1

Licensee Comments:

4Q/09: LER 2-09-02

Mitigating Systems Performance Index, Emergency AC Power System



Thresholds: White > 1.00E-6 Yellow > 1.00E-5 Red > 1.00E-4


Notes

Mitigating Systems Performance Index, Emergency AC Power System	1Q/08	2Q/08	3Q/08	4Q/08	1Q/09	2Q/09	3Q/09	4Q/09
UAI (ΔCDF)	6.10E-08	7.90E-08	1.10E-07	1.50E-08	4.60E-08	1.30E-07	8.30E-08	3.30E-08
URI (ΔCDF)	1.10E-07	-5.00E-07	-3.90E-07	-3.80E-07	-3.80E-07	-3.60E-07	-3.40E-07	2.40E-08
PLE	NO	NO	NO	NO	NO	NO	NO	NO
Indicator value	1.71E-07	-4.21E-07	-2.80E-07	-3.65E-07	-3.34E-07	-2.30E-07	-2.57E-07	5.70E-08

Licensee Comments:

4Q/09: Changed PRA Parameter(s). MS06 4Q2009 Changed PRA Parameter(s). The PRA values for EDG systems were updated to reflect Rev 3 of the Peach Bottom PRA model, approved on 9/15/2009 and incorporated into the Peach Bottom MSPI basis document. The model revision reflects the proper output values for TM (mission time) was changed from 24 hours to 4 hours. The change is in response to an MSPI FAQ approval incorporated in NEI-99-02 Rev. 6.

Mitigating Systems Performance Index, High Pressure Injection System



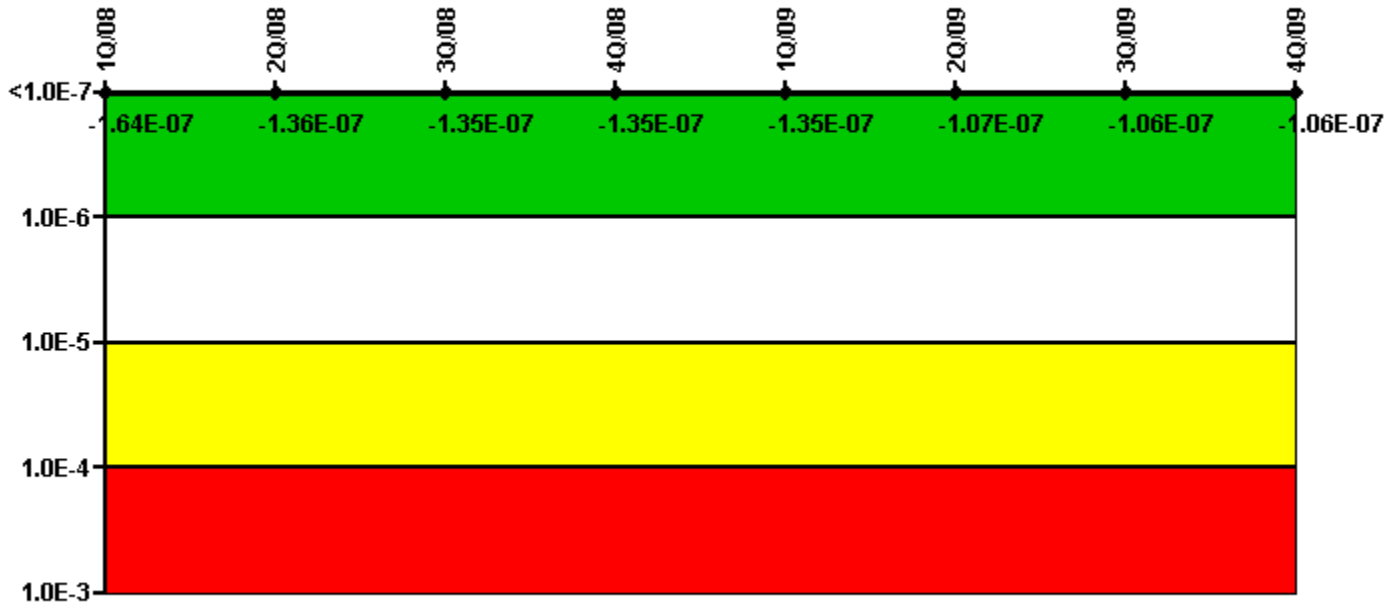
Thresholds: White > 1.00E-6 Yellow > 1.00E-5 Red > 1.00E-4

Notes

Mitigating Systems Performance Index, High Pressure Injection System	1Q/08	2Q/08	3Q/08	4Q/08	1Q/09	2Q/09	3Q/09	4Q/09
UAI (Δ CDF)	-5.50E-09	-5.20E-09	-5.40E-09	-5.80E-09	3.90E-09	-2.30E-08	-2.30E-08	-2.30E-08
URI (Δ CDF)	-7.10E-08	-7.10E-08	-7.10E-08	-7.10E-08	-7.10E-08	-7.10E-08	-7.10E-08	-7.10E-08
PLE	NO	NO	NO	NO	NO	NO	NO	NO
Indicator value	-7.65E-08	-7.62E-08	-7.64E-08	-7.68E-08	-6.71E-08	-9.40E-08	-9.40E-08	-9.40E-08

Licensee Comments: none

Mitigating Systems Performance Index, Heat Removal System




Thresholds: White > 1.00E-6 Yellow > 1.00E-5 Red > 1.00E-4

Notes

Mitigating Systems Performance Index, Heat Removal System	1Q/08	2Q/08	3Q/08	4Q/08	1Q/09	2Q/09	3Q/09	4Q/09
UAI (Δ CDF)	-4.40E-08	-1.60E-08	-1.50E-08	-1.50E-08	-1.50E-08	1.30E-08	1.40E-08	1.40E-08
URI (Δ CDF)	-1.20E-07	-1.20E-07	-1.20E-07	-1.20E-07	-1.20E-07	-1.20E-07	-1.20E-07	-1.20E-07
PLE	NO	NO	NO	NO	NO	NO	NO	NO
Indicator value	-1.64E-07	-1.36E-07	-1.35E-07	-1.35E-07	-1.35E-07	-1.07E-07	-1.06E-07	-1.06E-07

Licensee Comments: none

Mitigating Systems Performance Index, Residual Heat Removal System



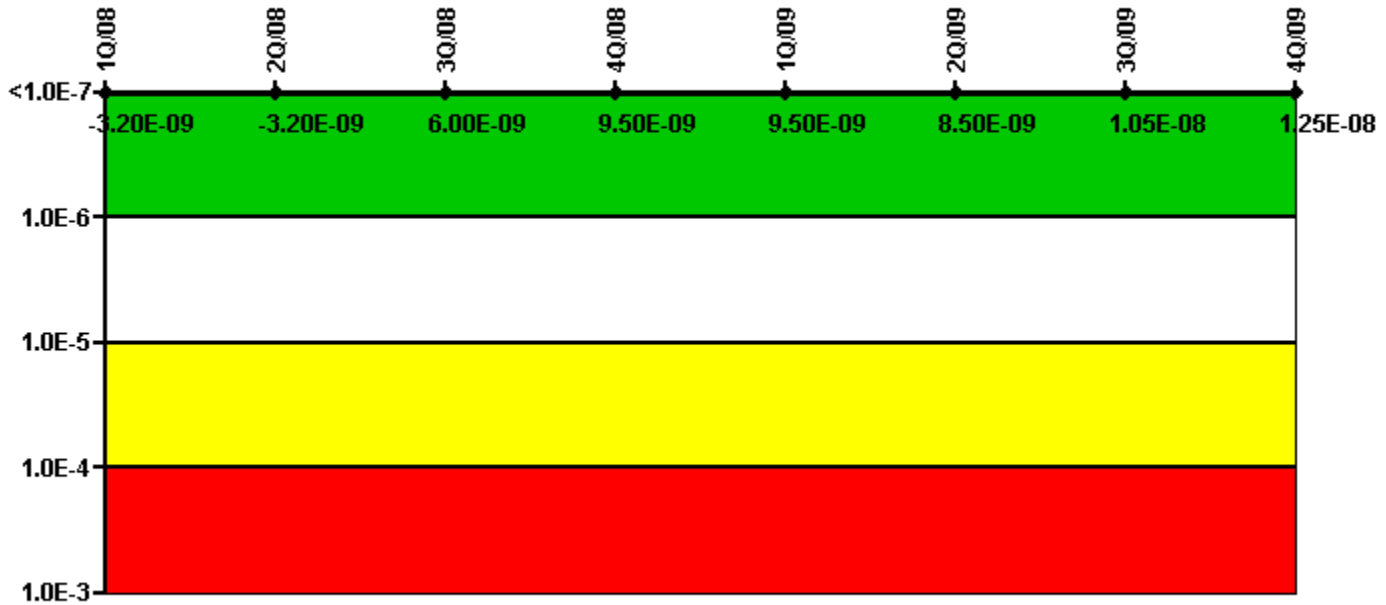
Thresholds: White > 1.00E-6 Yellow > 1.00E-5 Red > 1.00E-4

Notes

Mitigating Systems Performance Index, Residual Heat Removal System	1Q/08	2Q/08	3Q/08	4Q/08	1Q/09	2Q/09	3Q/09	4Q/09
UAI (Δ CDF)	1.50E-10	1.50E-10	1.50E-10	1.40E-10	1.40E-10	1.40E-10	1.50E-10	-6.10E-11
URI (Δ CDF)	-8.70E-10	-8.70E-10	-8.70E-10	-8.70E-10	-8.70E-10	-8.70E-10	-8.70E-10	-8.70E-10
PLE	NO	NO	NO	NO	NO	NO	NO	NO
Indicator value	-7.20E-10	-7.20E-10	-7.20E-10	-7.30E-10	-7.30E-10	-7.30E-10	-7.20E-10	-9.31E-10

Licensee Comments: none

Mitigating Systems Performance Index, Cooling Water Systems



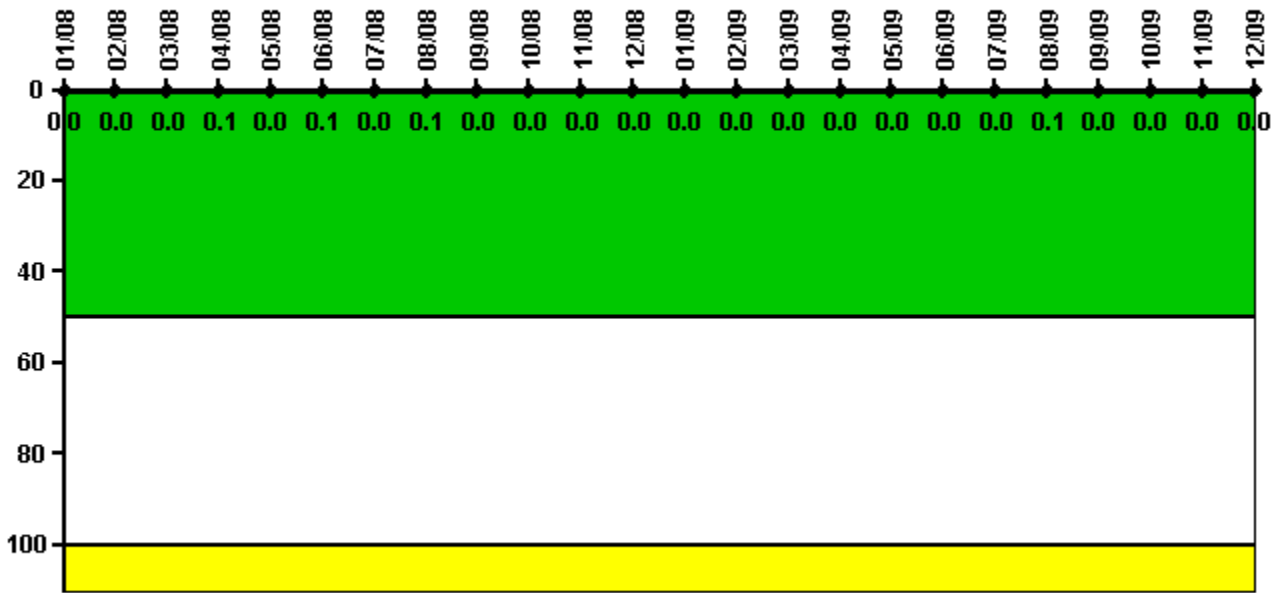
Thresholds: White > $1.00E-6$ Yellow > $1.00E-5$ Red > $1.00E-4$

Notes

Mitigating Systems Performance Index, Cooling Water Systems	1Q/08	2Q/08	3Q/08	4Q/08	1Q/09	2Q/09	3Q/09	4Q/09
UAI (Δ CDF)	$3.00E-10$	$3.00E-10$	$9.50E-09$	$1.30E-08$	$1.30E-08$	$1.20E-08$	$1.40E-08$	$1.60E-08$
URI (Δ CDF)	$-3.50E-09$	$-3.50E-09$	$-3.50E-09$	$-3.50E-09$	$-3.50E-09$	$-3.50E-09$	$-3.50E-09$	$-3.50E-09$
PLE	NO	NO	NO	NO	NO	NO	NO	NO
Indicator value	$-3.20E-09$	$-3.20E-09$	$6.00E-09$	$9.50E-09$	$9.50E-09$	$8.50E-09$	$1.05E-08$	$1.25E-08$

Licensee Comments: none

Reactor Coolant System Activity



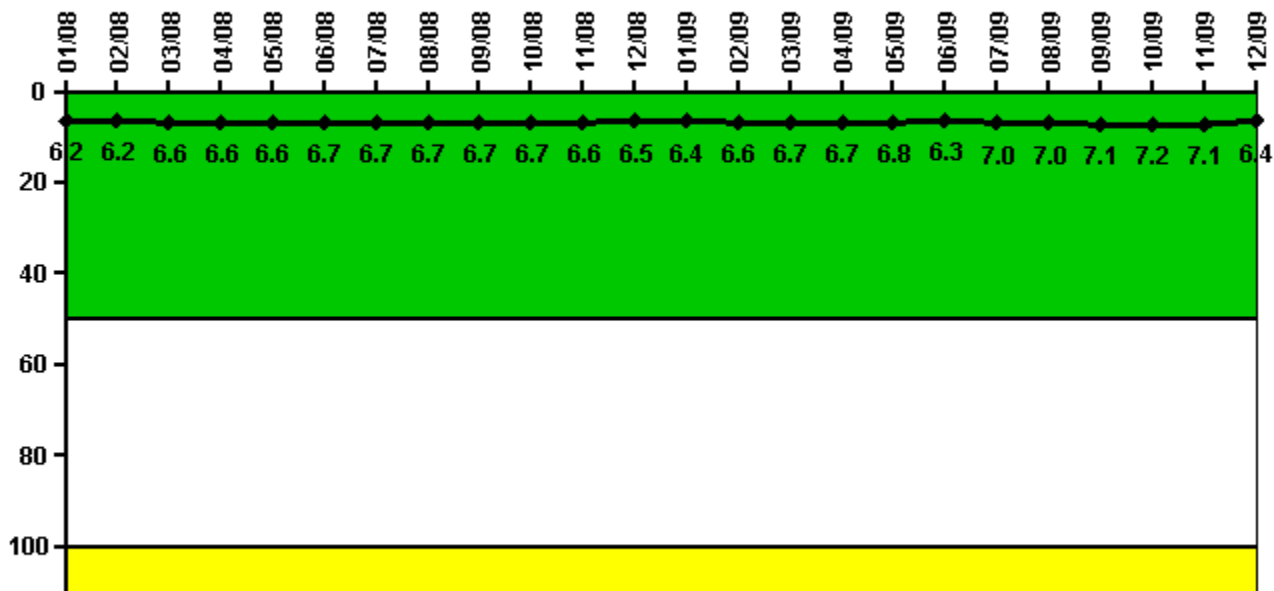
Thresholds: White > 50.0 Yellow > 100.0

Notes

Reactor Coolant System Activity	1/08	2/08	3/08	4/08	5/08	6/08	7/08	8/08	9/08	10/08	11/08	12/08
Maximum activity	0.000037	0.000070	0.000097	0.000125	0.000094	0.000149	0.000091	0.000114	0.000085	0.000076	0.000041	0.000045
Technical specification limit	0.2	0.2	0.2	0.2	0.2	0.2	0.2	0.2	0.2	0.2	0.2	0.2
Indicator value	0	0	0	0.1	0	0.1	0	0.1	0	0	0	0
Reactor Coolant System Activity	1/09	2/09	3/09	4/09	5/09	6/09	7/09	8/09	9/09	10/09	11/09	12/09
Maximum activity	0.000058	0.000075	0.000068	0.000064	0.000058	0.000052	0.000074	0.000105	0.000074	0.000099	0.000025	0.000035
Technical specification limit	0.2	0.2	0.2	0.2	0.2	0.2	0.2	0.2	0.2	0.2	0.2	0.2
Indicator value	0	0	0	0	0	0	0	0.1	0	0	0	0

Licensee Comments: none

Reactor Coolant System Leakage



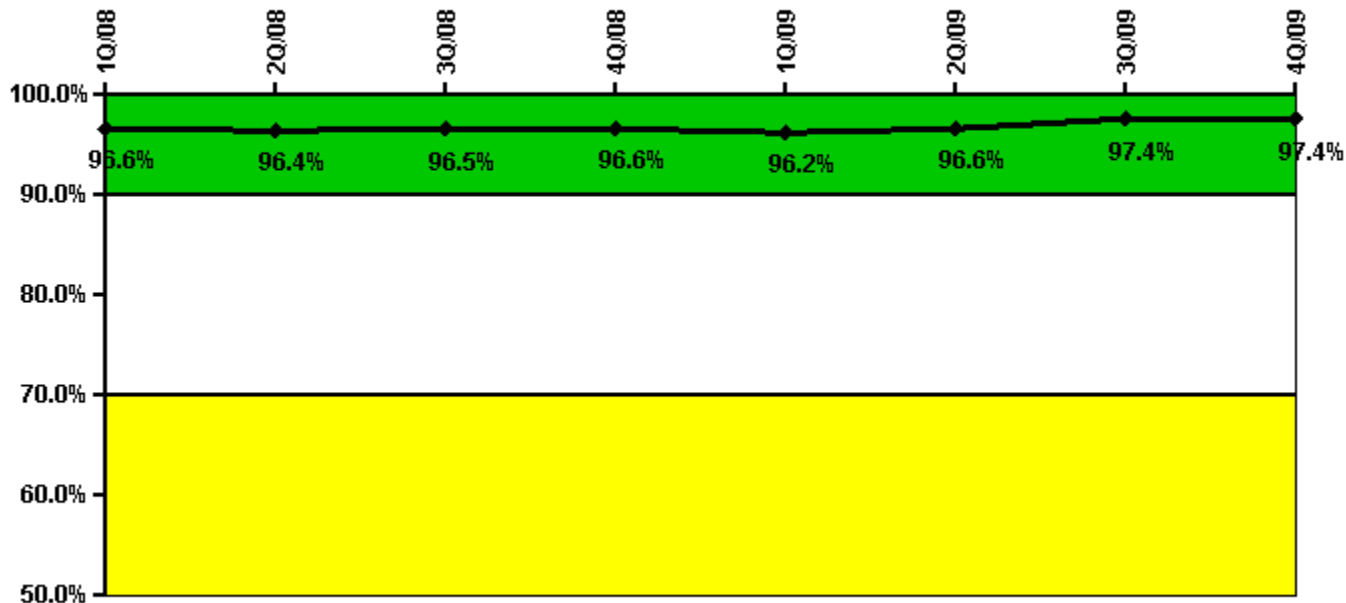
Thresholds: White > 50.0 Yellow > 100.0

Notes

Reactor Coolant System Leakage	1/08	2/08	3/08	4/08	5/08	6/08	7/08	8/08	9/08	10/08	11/08	12/08
Maximum leakage	1.540	1.540	1.640	1.650	1.660	1.680	1.680	1.680	1.680	1.670	1.660	1.620
Technical specification limit	25.0	25.0	25.0	25.0	25.0	25.0	25.0	25.0	25.0	25.0	25.0	25.0
Indicator value	6.2	6.2	6.6	6.6	6.6	6.7	6.7	6.7	6.7	6.7	6.6	6.5
Reactor Coolant System Leakage	1/09	2/09	3/09	4/09	5/09	6/09	7/09	8/09	9/09	10/09	11/09	12/09
Maximum leakage	1.600	1.650	1.680	1.680	1.700	1.580	1.750	1.740	1.780	1.790	1.770	1.610
Technical specification limit	25.0	25.0	25.0	25.0	25.0	25.0	25.0	25.0	25.0	25.0	25.0	25.0
Indicator value	6.4	6.6	6.7	6.7	6.8	6.3	7.0	7.0	7.1	7.2	7.1	6.4

Licensee Comments: none

Drill/Exercise Performance



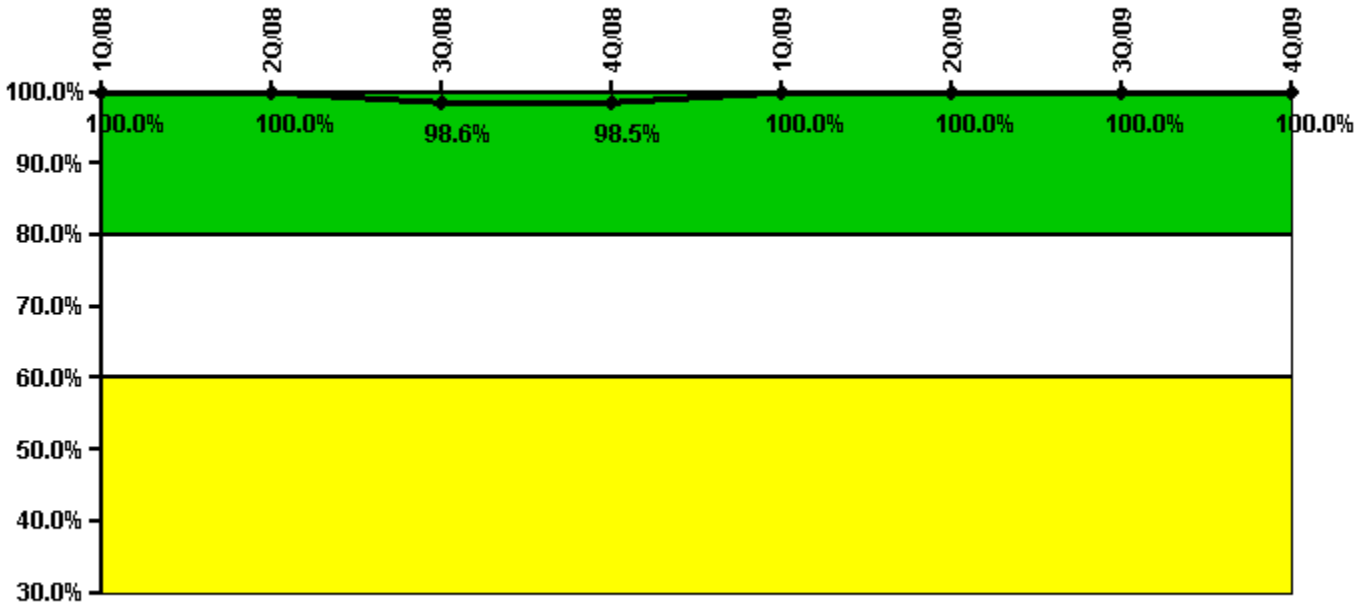
Thresholds: White < 90.0% Yellow < 70.0%

Notes

Drill/Exercise Performance	1Q/08	2Q/08	3Q/08	4Q/08	1Q/09	2Q/09	3Q/09	4Q/09
Successful opportunities	59.0	82.0	22.0	36.0	71.0	37.0	47.0	14.0
Total opportunities	63.0	84.0	22.0	36.0	73.0	38.0	48.0	14.0
Indicator value	96.6%	96.4%	96.5%	96.6%	96.2%	96.6%	97.4%	97.4%

Licensee Comments: none

ERO Drill Participation



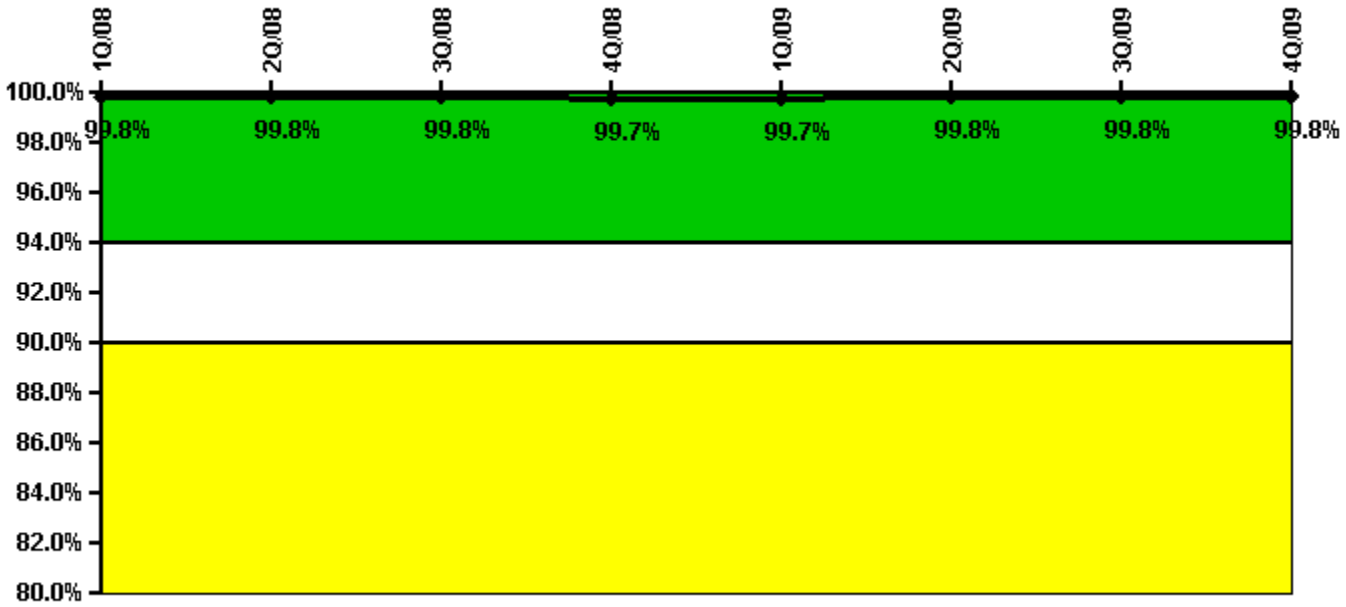
Thresholds: White < 80.0% Yellow < 60.0%

Notes

ERO Drill Participation	1Q/08	2Q/08	3Q/08	4Q/08	1Q/09	2Q/09	3Q/09	4Q/09
Participating Key personnel	75.0	75.0	71.0	67.0	68.0	71.0	69.0	67.0
Total Key personnel	75.0	75.0	72.0	68.0	68.0	71.0	69.0	67.0
Indicator value	100.0%	100.0%	98.6%	98.5%	100.0%	100.0%	100.0%	100.0%

Licensee Comments: none

Alert & Notification System



Thresholds: White < 94.0% Yellow < 90.0%

Notes

Alert & Notification System	1Q/08	2Q/08	3Q/08	4Q/08	1Q/09	2Q/09	3Q/09	4Q/09
Successful siren-tests	1258	1255	1259	1355	1162	1257	1355	1259
Total sirens-tests	1261	1261	1261	1358	1164	1261	1358	1261
Indicator value	99.8%	99.8%	99.8%	99.7%	99.7%	99.8%	99.8%	99.8%

Licensee Comments: none

Occupational Exposure Control Effectiveness



Thresholds: White > 2.0 Yellow > 5.0

Notes

Occupational Exposure Control Effectiveness	1Q/08	2Q/08	3Q/08	4Q/08	1Q/09	2Q/09	3Q/09	4Q/09
High radiation area occurrences	0	0	0	0	0	0	0	0
Very high radiation area occurrences	0	0	0	0	0	0	0	0
Unintended exposure occurrences	0	0	0	0	0	0	0	0
Indicator value	0	0	0	0	0	0	0	0

Licensee Comments: none

RETS/ODCM Radiological Effluent



Thresholds: White > 1.0 Yellow > 3.0

Notes

RETS/ODCM Radiological Effluent	1Q/08	2Q/08	3Q/08	4Q/08	1Q/09	2Q/09	3Q/09	4Q/09
RETS/ODCM occurrences	0	0	0	0	0	0	0	0
Indicator value	0	0	0	0	0	0	0	0

Licensee Comments: none

[Security](#) information not publicly available.