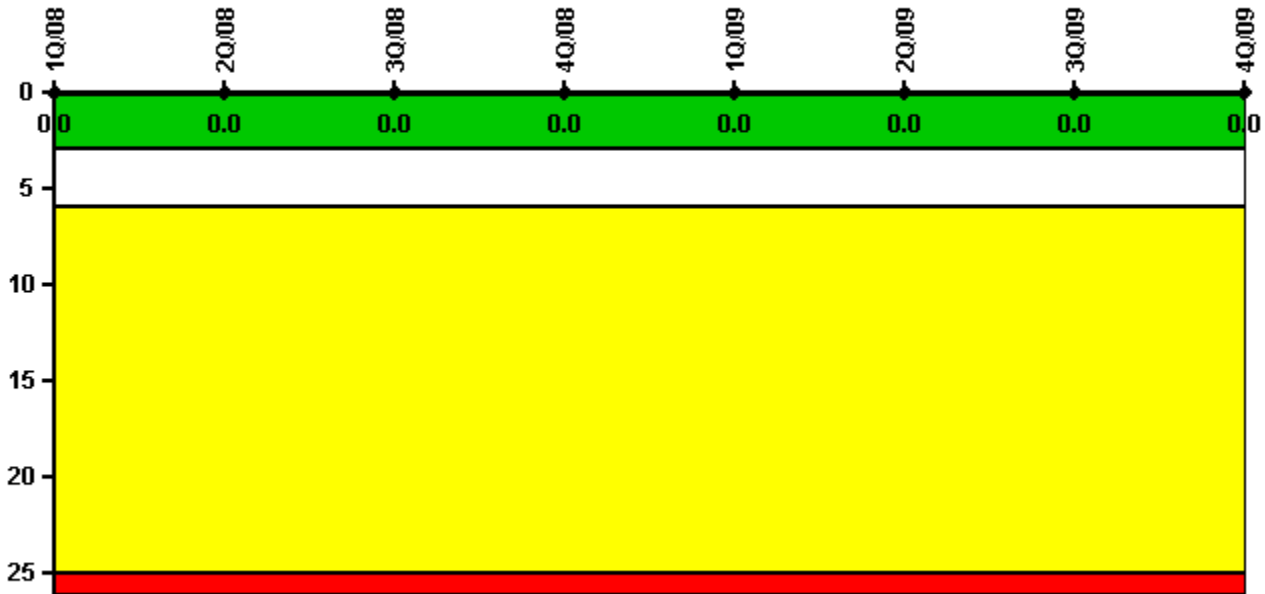


Ocone 1

4Q/2009 Performance Indicators

Licensee's General Comments: none

Unplanned Scrams per 7000 Critical Hrs



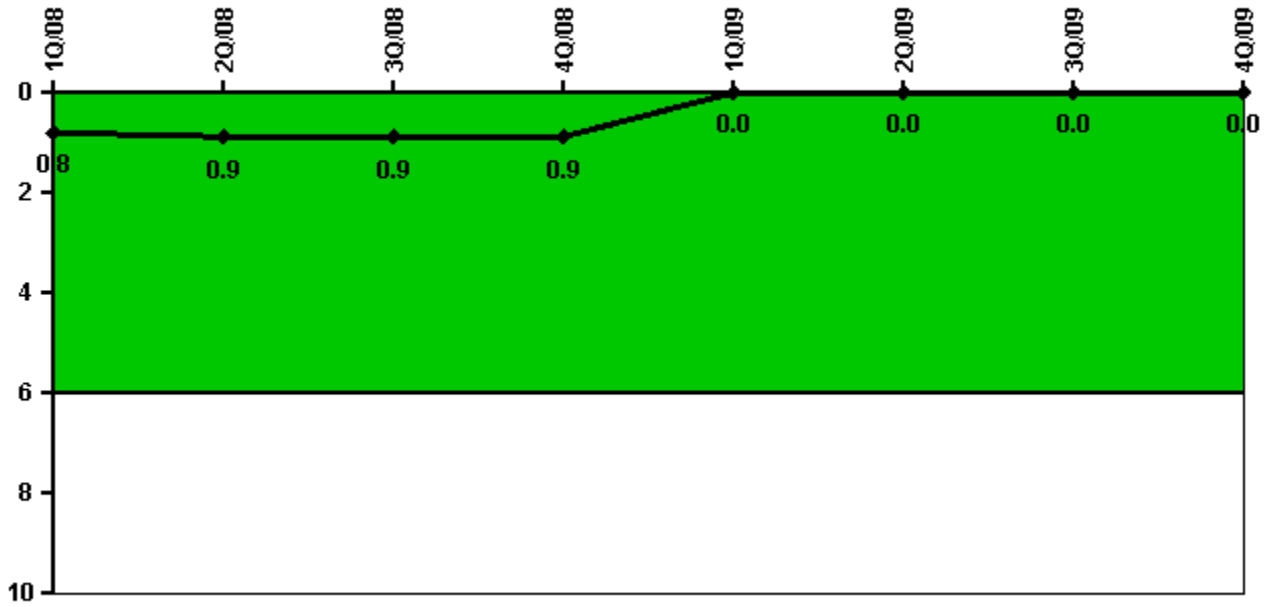
Thresholds: White > 3.0 Yellow > 6.0 Red > 25.0

Notes

Unplanned Scrams per 7000 Critical Hrs	1Q/08	2Q/08	3Q/08	4Q/08	1Q/09	2Q/09	3Q/09	4Q/09
Unplanned scrams	0	0	0	0	0	0	0	0
Critical hours	2183.0	1003.2	2208.0	2209.0	2159.0	2184.0	2179.0	932.5
Indicator value	0	0	0	0	0	0	0	0

Licensee Comments: none

Unplanned Power Changes per 7000 Critical Hrs



Thresholds: White > 6.0

Notes

Unplanned Power Changes per 7000 Critical Hrs	1Q/08	2Q/08	3Q/08	4Q/08	1Q/09	2Q/09	3Q/09	4Q/09
Unplanned power changes	1.0	0	0	0	0	0	0	0
Critical hours	2183.0	1003.2	2208.0	2209.0	2159.0	2184.0	2179.0	932.5
Indicator value	0.8	0.9	0.9	0.9	0	0	0	0

Licensee Comments:

3Q/09: PIPs 09-3451 and 09-6173. Also, Operational Decision Making Issue 6/15/2009.

Unplanned Scrams with Complications



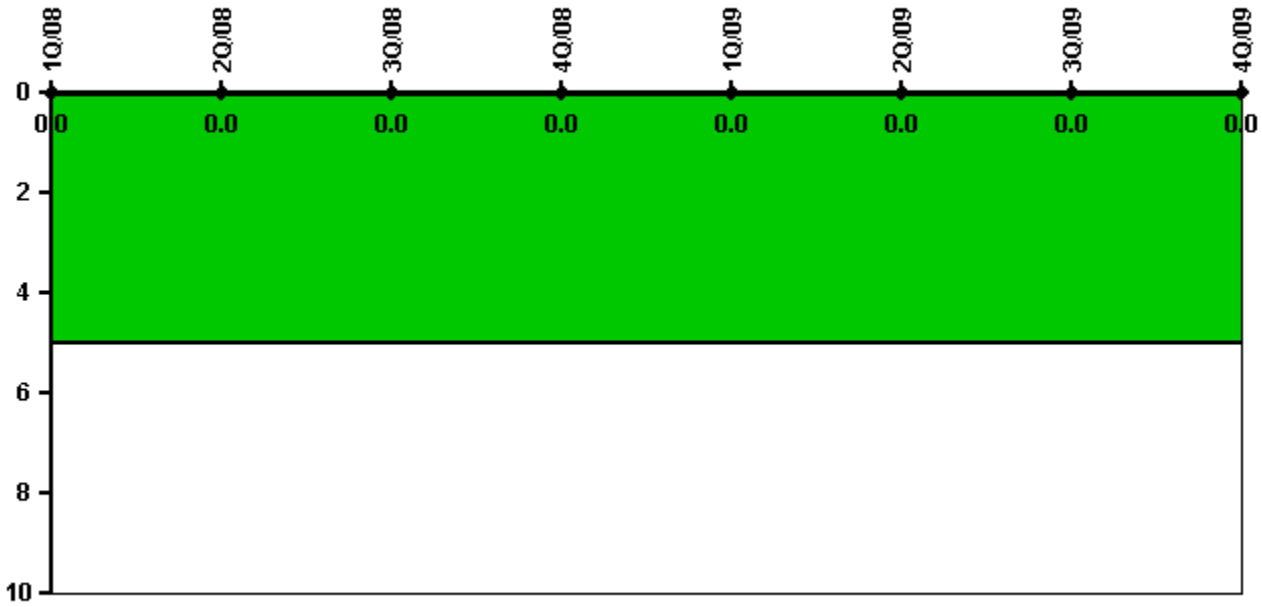
Thresholds: White > 1.0

Notes

Unplanned Scrams with Complications	1Q/08	2Q/08	3Q/08	4Q/08	1Q/09	2Q/09	3Q/09	4Q/09
Scrams with complications	0	0	0	0	0	0	0	0
Indicator value	0.0	0.0	0.0	0.0	0.0	0.0	0.0	0.0

Licensee Comments: none

Safety System Functional Failures (PWR)



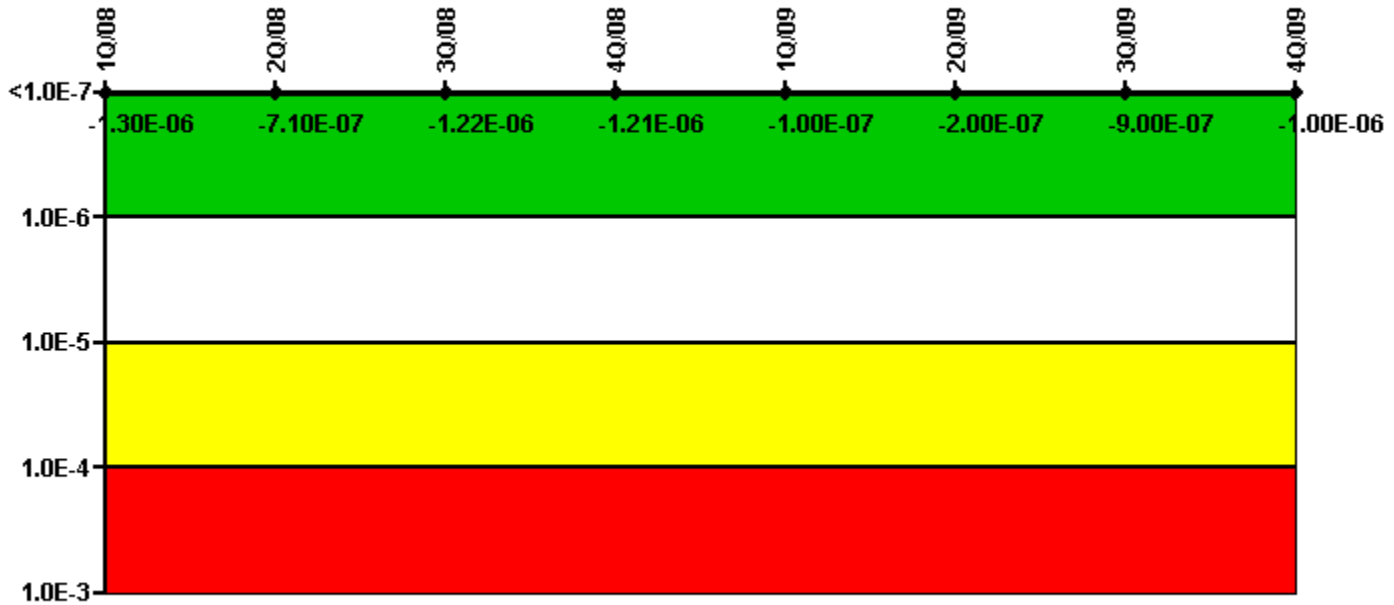
Thresholds: White > 5.0

Notes

Safety System Functional Failures (PWR)	1Q/08	2Q/08	3Q/08	4Q/08	1Q/09	2Q/09	3Q/09	4Q/09
Safety System Functional Failures	0	0	0	0	0	0	0	0
Indicator value	0	0	0	0	0	0	0	0

Licensee Comments: none

Mitigating Systems Performance Index, Emergency AC Power System



Thresholds: White > 1.00E-6 Yellow > 1.00E-5 Red > 1.00E-4

Notes

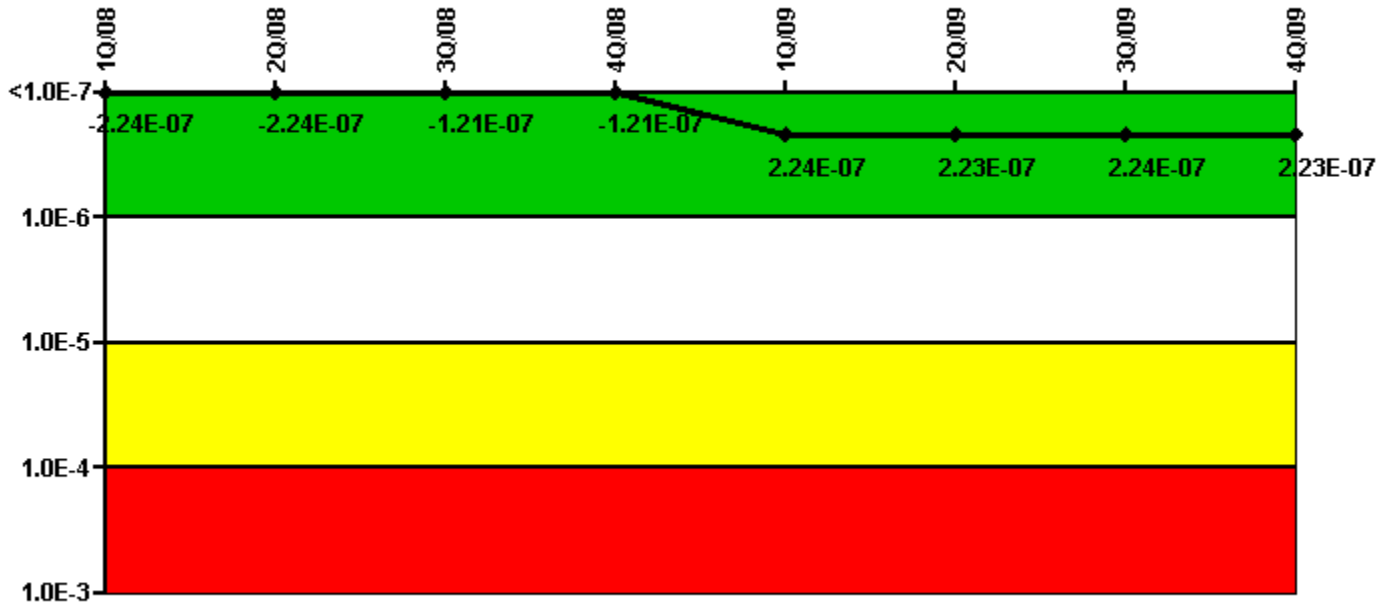
Mitigating Systems Performance Index, Emergency AC Power System	1Q/08	2Q/08	3Q/08	4Q/08	1Q/09	2Q/09	3Q/09	4Q/09
UAI (Δ CDF)	9.90E-08	6.90E-07	7.80E-07	7.90E-07	1.70E-06	1.60E-06	1.10E-06	1.00E-06
URI (Δ CDF)	-1.40E-06	-1.40E-06	-2.00E-06	-2.00E-06	-1.80E-06	-1.80E-06	-2.00E-06	-2.00E-06
PLE	NO	NO	NO	NO	NO	NO	NO	NO
Indicator value	-1.30E-06	-7.10E-07	-1.22E-06	-1.21E-06	-1.00E-07	-2.00E-07	-9.00E-07	-1.00E-06

Licensee Comments:

4Q/09: PIP O-09-9392 Upon a review of MSPI data for the year of 2009, it was determined that a failure of ACB-2 to close when called upon for system generation was not originally counted as an MSPI failure. A 4Q2009 change report with the corrected values was submitted. The difference between the results was minor and did not result in a color change.

1Q/09: PIP O-09-9392 Upon a review of MSPI data for the year of 2009, it was determined that a failure of ACB-2 to close when called upon for system generation was not originally counted as an MSPI failure. A 4Q2009 change report with the corrected values was submitted. The difference between the results was minor and did not result in a color change.

Mitigating Systems Performance Index, High Pressure Injection System




Thresholds: White > 1.00E-6 Yellow > 1.00E-5 Red > 1.00E-4

Notes

Mitigating Systems Performance Index, High Pressure Injection System	1Q/08	2Q/08	3Q/08	4Q/08	1Q/09	2Q/09	3Q/09	4Q/09
UAI (Δ CDF)	-5.40E-08	-5.40E-08	-4.80E-08	-4.80E-08	-2.60E-08	-2.70E-08	-2.60E-08	-2.70E-08
URI (Δ CDF)	-1.70E-07	-1.70E-07	-7.30E-08	-7.30E-08	2.50E-07	2.50E-07	2.50E-07	2.50E-07
PLE	NO	NO	NO	NO	NO	NO	NO	NO
Indicator value	-2.24E-07	-2.24E-07	-1.21E-07	-1.21E-07	2.24E-07	2.23E-07	2.24E-07	2.23E-07

Licensee Comments: none

Mitigating Systems Performance Index, Heat Removal System



Thresholds: White > 1.00E-6 Yellow > 1.00E-5 Red > 1.00E-4

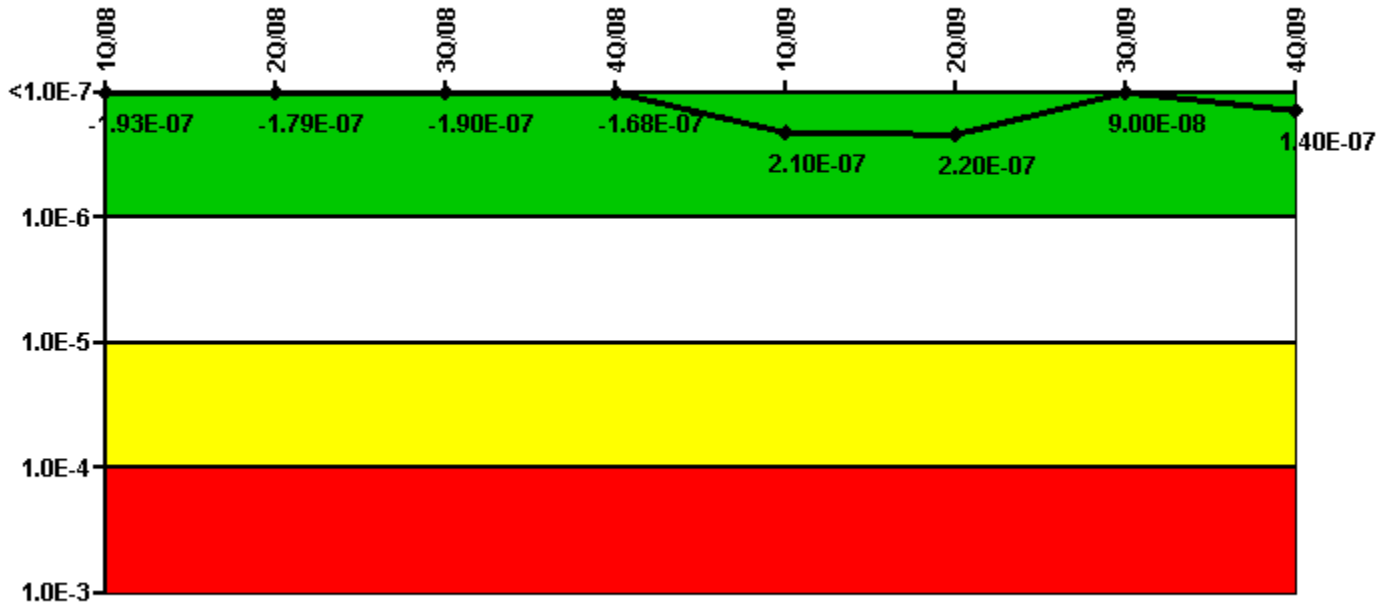
Notes

Mitigating Systems Performance Index, Heat Removal System	1Q/08	2Q/08	3Q/08	4Q/08	1Q/09	2Q/09	3Q/09	4Q/09
UAI (Δ CDF)	3.00E-08	7.20E-08	1.20E-07	1.70E-07	1.40E-07	9.40E-08	7.20E-08	6.90E-08
URI (Δ CDF)	-9.00E-08	-9.00E-08	-1.50E-07	-1.50E-07	-1.50E-07	-1.50E-07	-1.50E-07	-1.50E-07
PLE	NO	NO	NO	NO	NO	NO	NO	NO
Indicator value	-6.00E-08	-1.80E-08	-3.00E-08	2.00E-08	-1.00E-08	-5.60E-08	-7.80E-08	-8.10E-08

Licensee Comments:

4Q/09: MSPI Basis Document changes: Start demands for FDW-315, -316 were revised to reflect current testing methodologies. FDW-347 stroke testing is excluded from unavailability based on short duration of work. Removed line items for trains 1A, 1B, 1C (nitrogen filter additions); the work had been performed and therefore the baseline was adjusted.

Mitigating Systems Performance Index, Residual Heat Removal System



Thresholds: White > 1.00E-6 Yellow > 1.00E-5 Red > 1.00E-4


Notes

Mitigating Systems Performance Index, Residual Heat Removal System	1Q/08	2Q/08	3Q/08	4Q/08	1Q/09	2Q/09	3Q/09	4Q/09
UAI (ΔCDF)	-6.30E-08	-4.90E-08	-6.00E-08	-3.80E-08	3.40E-07	3.50E-07	2.20E-07	2.70E-07
URI (ΔCDF)	-1.30E-07	-1.30E-07	-1.30E-07	-1.30E-07	-1.30E-07	-1.30E-07	-1.30E-07	-1.30E-07
PLE	NO	NO	NO	NO	NO	NO	NO	NO
Indicator value	-1.93E-07	-1.79E-07	-1.90E-07	-1.68E-07	2.10E-07	2.20E-07	9.00E-08	1.40E-07

Licensee Comments:

4Q/09: MSPI Basis Document Revision 11: 1A train - Removed 124 hours. These hours were tied to Revision 2 of the MSPI Basis Document and the 36 month rolling off period. 1A train - Added 60 hours due to GL 04-02 modifications. Work initiated on 1-6-09. These hours will be removed 1st quarter 2012. 1B train - Added 30 hours due to train maintenance scheduled for 09W33 (major train maintenance). These hours will be removed 3rd quarter 2012.

Mitigating Systems Performance Index, Cooling Water Systems



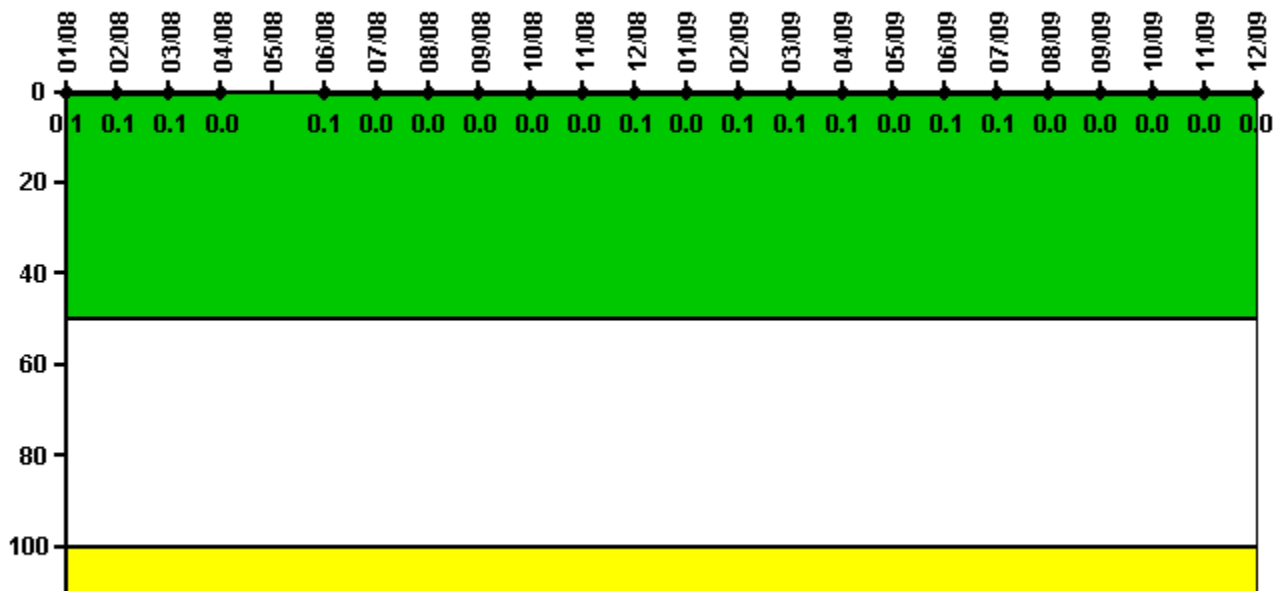
Thresholds: White > 1.00E-6 Yellow > 1.00E-5 Red > 1.00E-4

Notes

Mitigating Systems Performance Index, Cooling Water Systems	1Q/08	2Q/08	3Q/08	4Q/08	1Q/09	2Q/09	3Q/09	4Q/09
UAI (Δ CDF)	2.50E-08	5.20E-09	3.90E-09	-1.00E-08	-1.60E-08	-3.80E-08	-2.10E-08	-8.70E-09
URI (Δ CDF)	-4.20E-08	-4.20E-08	-4.20E-08	-4.20E-08	-4.20E-08	-4.20E-08	-4.20E-08	-4.20E-08
PLE	NO	NO	NO	NO	NO	NO	NO	NO
Indicator value	-1.70E-08	-3.68E-08	-3.81E-08	-5.20E-08	-5.80E-08	-8.00E-08	-6.30E-08	-5.07E-08

Licensee Comments: none

Reactor Coolant System Activity



Thresholds: White > 50.0 Yellow > 100.0

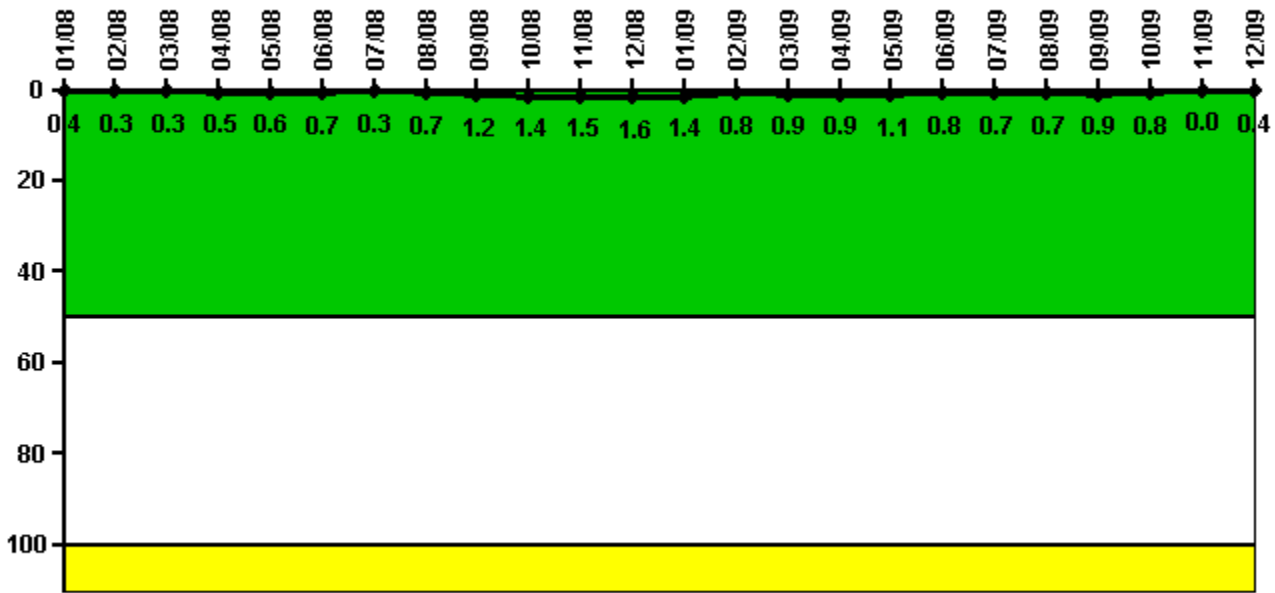
Notes

Reactor Coolant System Activity	1/08	2/08	3/08	4/08	5/08	6/08	7/08	8/08	9/08	10/08	11/08	12/08
Maximum activity	0.000678	0.000700	0.000567	0.000406	N/A	0.000556	0.000279	0.000291	0.000302	0.000364	0.000407	0.000523
Technical specification limit	1.0	1.0	1.0	1.0	1.0	1.0	1.0	1.0	1.0	1.0	1.0	1.0
Indicator value	0.1	0.1	0.1	0	N/A	0.1	0	0	0	0	0	0.1

Reactor Coolant System Activity	1/09	2/09	3/09	4/09	5/09	6/09	7/09	8/09	9/09	10/09	11/09	12/09
Maximum activity	0.000412	0.000503	0.000503	0.000512	0.000490	0.000619	0.000524	0.000490	0.000454	0.000498	0	0.000232
Technical specification limit	1.0	1.0	1.0	1.0	1.0	1.0	1.0	1.0	1.0	1.0	1.0	1.0
Indicator value	0	0.1	0.1	0.1	0	0.1	0.1	0	0	0	0	0

Licensee Comments: none

Reactor Coolant System Leakage



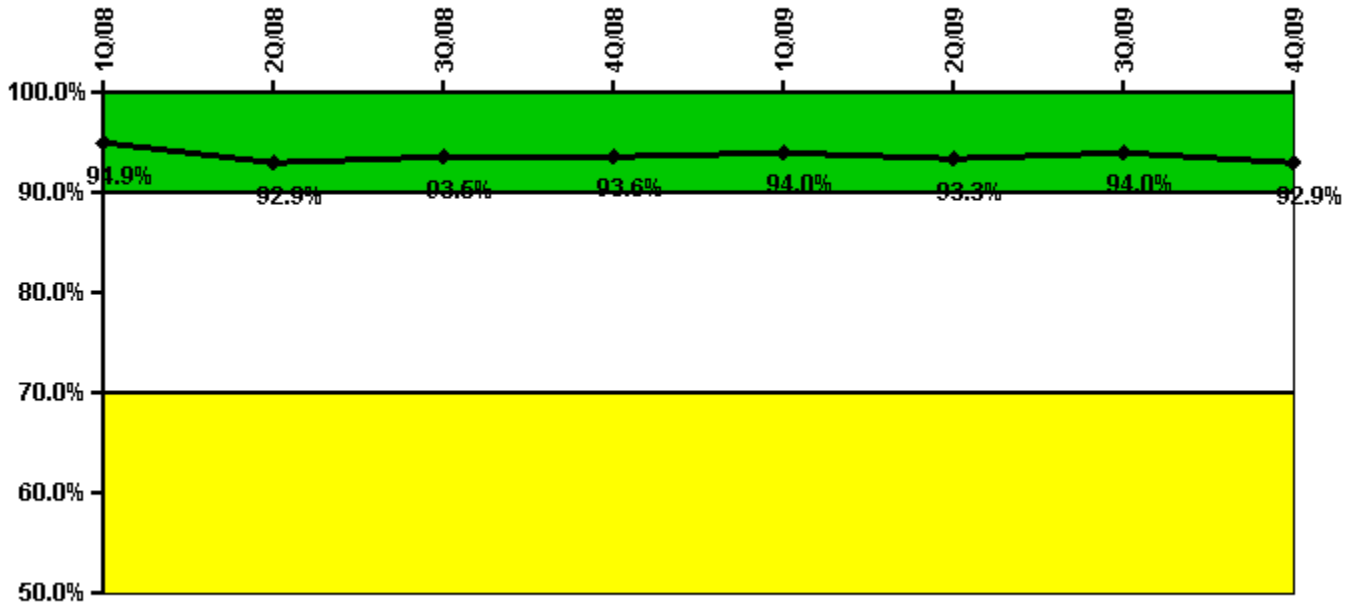
Thresholds: White > 50.0 Yellow > 100.0

Notes

Reactor Coolant System Leakage	1/08	2/08	3/08	4/08	5/08	6/08	7/08	8/08	9/08	10/08	11/08	12/08
Maximum leakage	0.040	0.033	0.034	0.049	0.057	0.074	0.029	0.070	0.116	0.139	0.146	0.157
Technical specification limit	10.0	10.0	10.0	10.0	10.0	10.0	10.0	10.0	10.0	10.0	10.0	10.0
Indicator value	0.4	0.3	0.3	0.5	0.6	0.7	0.3	0.7	1.2	1.4	1.5	1.6
Reactor Coolant System Leakage	1/09	2/09	3/09	4/09	5/09	6/09	7/09	8/09	9/09	10/09	11/09	12/09
Maximum leakage	0.143	0.077	0.092	0.094	0.107	0.077	0.071	0.068	0.085	0.084	0	0.036
Technical specification limit	10.0	10.0	10.0	10.0	10.0	10.0	10.0	10.0	10.0	10.0	10.0	10.0
Indicator value	1.4	0.8	0.9	0.9	1.1	0.8	0.7	0.7	0.9	0.8	0	0.4

Licensee Comments: none

Drill/Exercise Performance



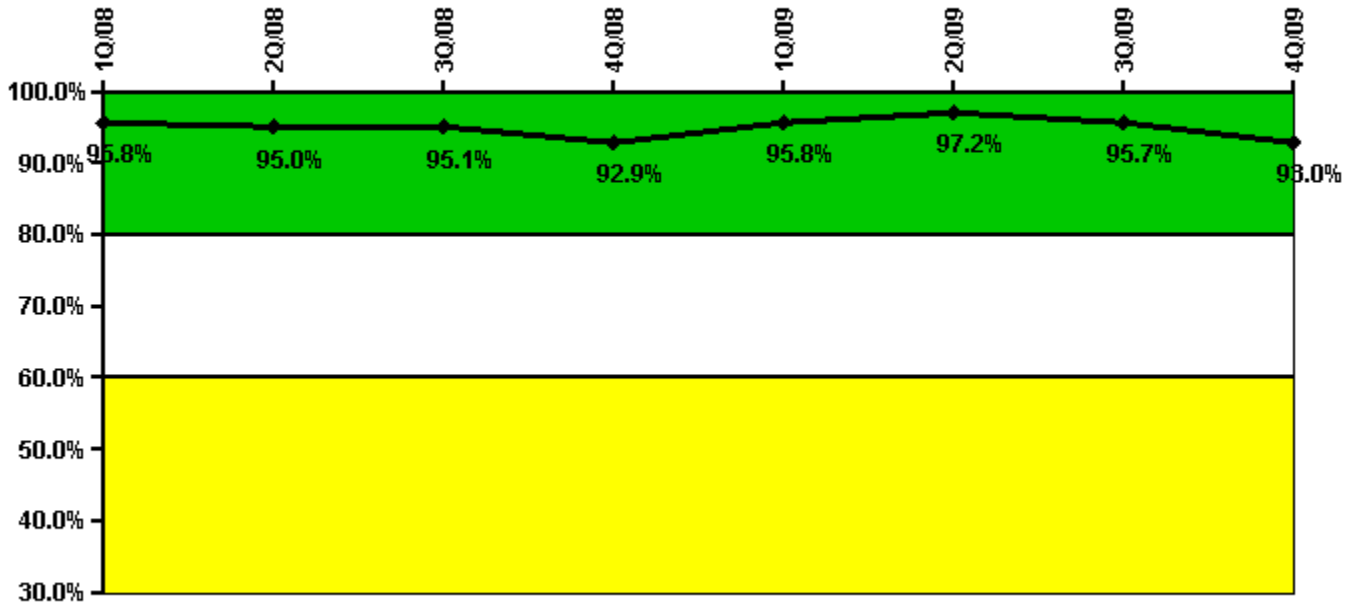
Thresholds: White < 90.0% Yellow < 70.0%

Notes

Drill/Exercise Performance	1Q/08	2Q/08	3Q/08	4Q/08	1Q/09	2Q/09	3Q/09	4Q/09
Successful opportunities	70.0	18.0	31.0	8.0	43.0	0	24.0	16.0
Total opportunities	75.0	23.0	34.0	8.0	44.0	0	24.0	18.0
Indicator value	94.9%	92.9%	93.5%	93.6%	94.0%	93.3%	94.0%	92.9%

Licensee Comments: none

ERO Drill Participation



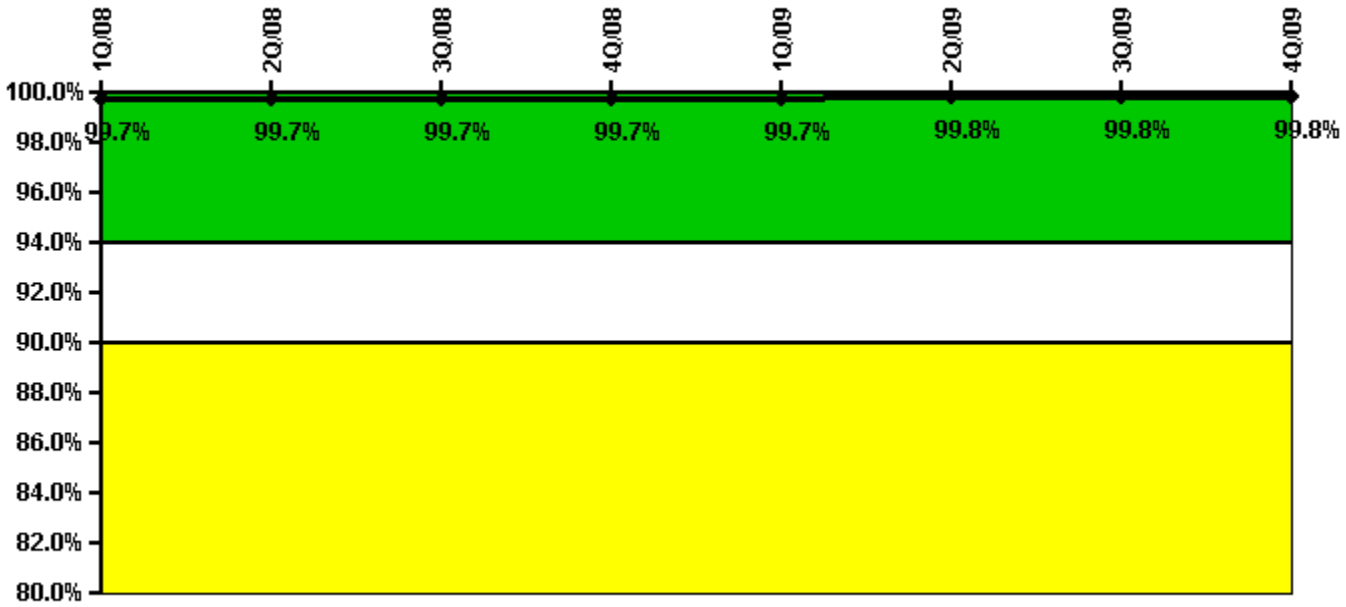
Thresholds: White < 80.0% Yellow < 60.0%

Notes

ERO Drill Participation	1Q/08	2Q/08	3Q/08	4Q/08	1Q/09	2Q/09	3Q/09	4Q/09
Participating Key personnel	136.0	134.0	137.0	130.0	136.0	141.0	133.0	132.0
Total Key personnel	142.0	141.0	144.0	140.0	142.0	145.0	139.0	142.0
Indicator value	95.8%	95.0%	95.1%	92.9%	95.8%	97.2%	95.7%	93.0%

Licensee Comments: none

Alert & Notification System



Thresholds: White < 94.0% Yellow < 90.0%

Notes

Alert & Notification System	1Q/08	2Q/08	3Q/08	4Q/08	1Q/09	2Q/09	3Q/09	4Q/09
Successful siren-tests	1811	1619	1622	1685	1748	1754	1751	1753
Total sirens-tests	1820	1625	1625	1690	1755	1755	1755	1755
Indicator value	99.7%	99.7%	99.7%	99.7%	99.7%	99.8%	99.8%	99.8%

Licensee Comments: none

Occupational Exposure Control Effectiveness



Thresholds: White > 2.0 Yellow > 5.0

Notes

Occupational Exposure Control Effectiveness	1Q/08	2Q/08	3Q/08	4Q/08	1Q/09	2Q/09	3Q/09	4Q/09
High radiation area occurrences	0	0	0	0	0	0	0	0
Very high radiation area occurrences	0	0	0	0	0	0	0	0
Unintended exposure occurrences	0	0	0	0	0	0	0	0
Indicator value	0	0	0	0	0	0	0	0

Licensee Comments: none

RETS/ODCM Radiological Effluent



Thresholds: White > 1.0 Yellow > 3.0

Notes

RETS/ODCM Radiological Effluent	1Q/08	2Q/08	3Q/08	4Q/08	1Q/09	2Q/09	3Q/09	4Q/09
RETS/ODCM occurrences	0	0	0	0	0	0	0	0
Indicator value	0	0	0	0	0	0	0	0

Licensee Comments: none

[Security](#) information not publicly available.