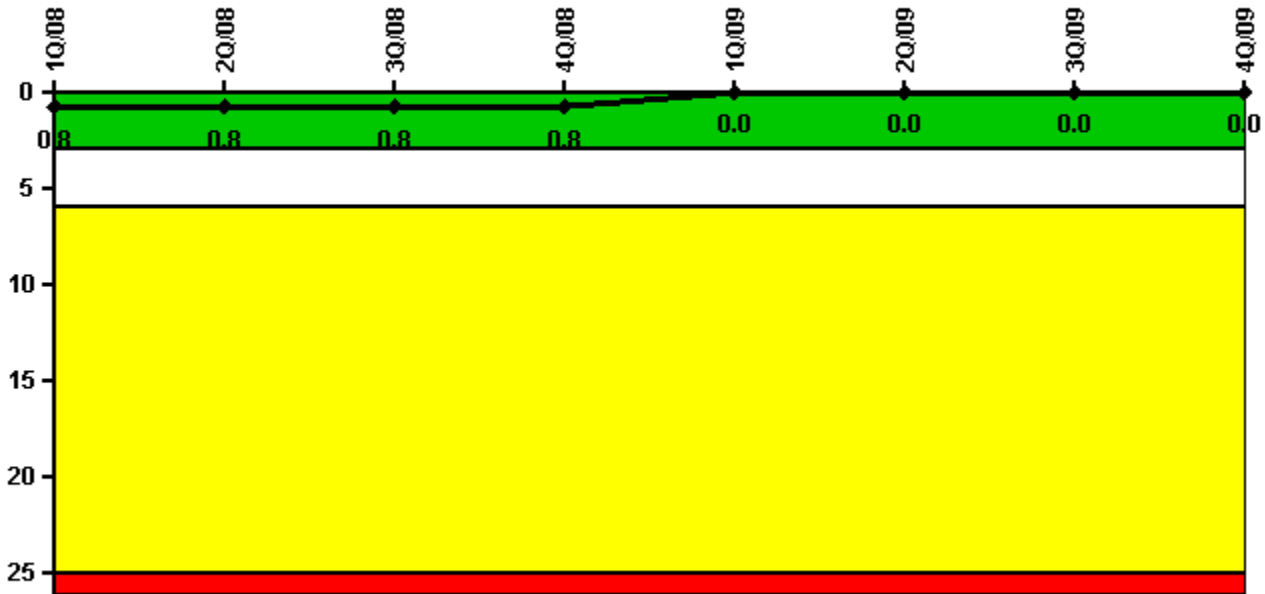


Limerick 1

4Q/2009 Performance Indicators

Licensee's General Comments: none

Unplanned Scrams per 7000 Critical Hrs



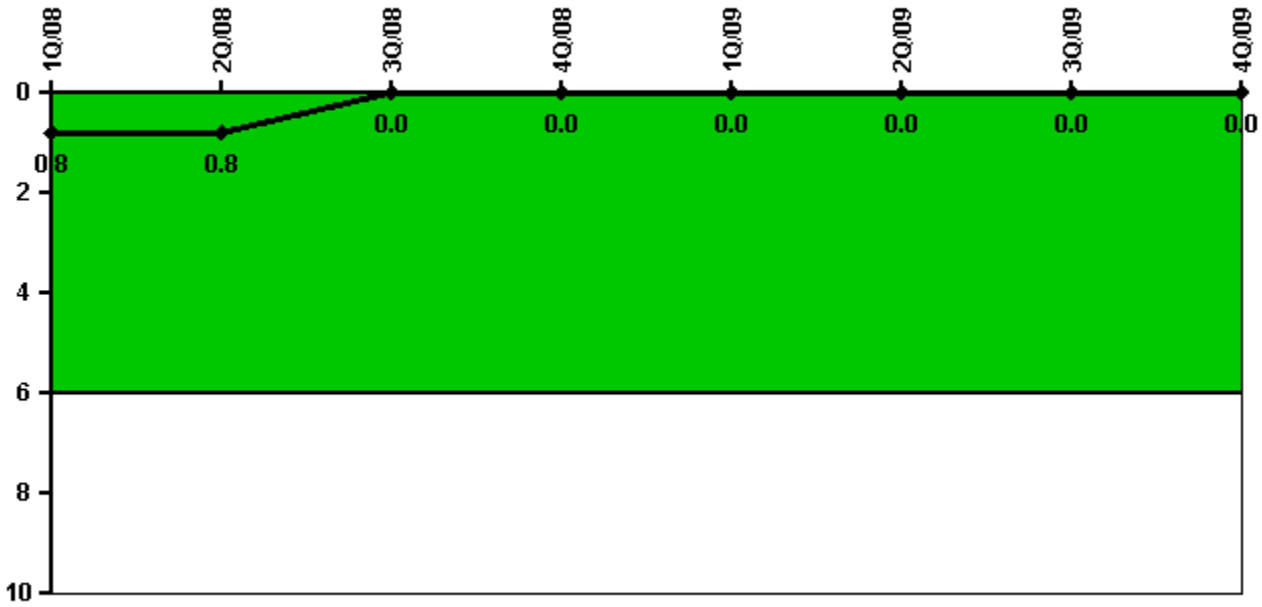
Thresholds: White > 3.0 Yellow > 6.0 Red > 25.0

Notes

Unplanned Scrams per 7000 Critical Hrs	1Q/08	2Q/08	3Q/08	4Q/08	1Q/09	2Q/09	3Q/09	4Q/09
Unplanned scrams	1.0	0	0	0	0	0	0	0
Critical hours	1693.6	2184.0	2208.0	2209.0	2159.0	2184.0	2208.0	2209.0
Indicator value	0.8	0.8	0.8	0.8	0	0	0	0

Licensee Comments: none

Unplanned Power Changes per 7000 Critical Hrs



Thresholds: White > 6.0

Notes

Unplanned Power Changes per 7000 Critical Hrs	1Q/08	2Q/08	3Q/08	4Q/08	1Q/09	2Q/09	3Q/09	4Q/09
Unplanned power changes	0	0	0	0	0	0	0	0
Critical hours	1693.6	2184.0	2208.0	2209.0	2159.0	2184.0	2208.0	2209.0
Indicator value	0.8	0.8	0	0	0	0	0	0

Licensee Comments: none

Unplanned Scrams with Complications



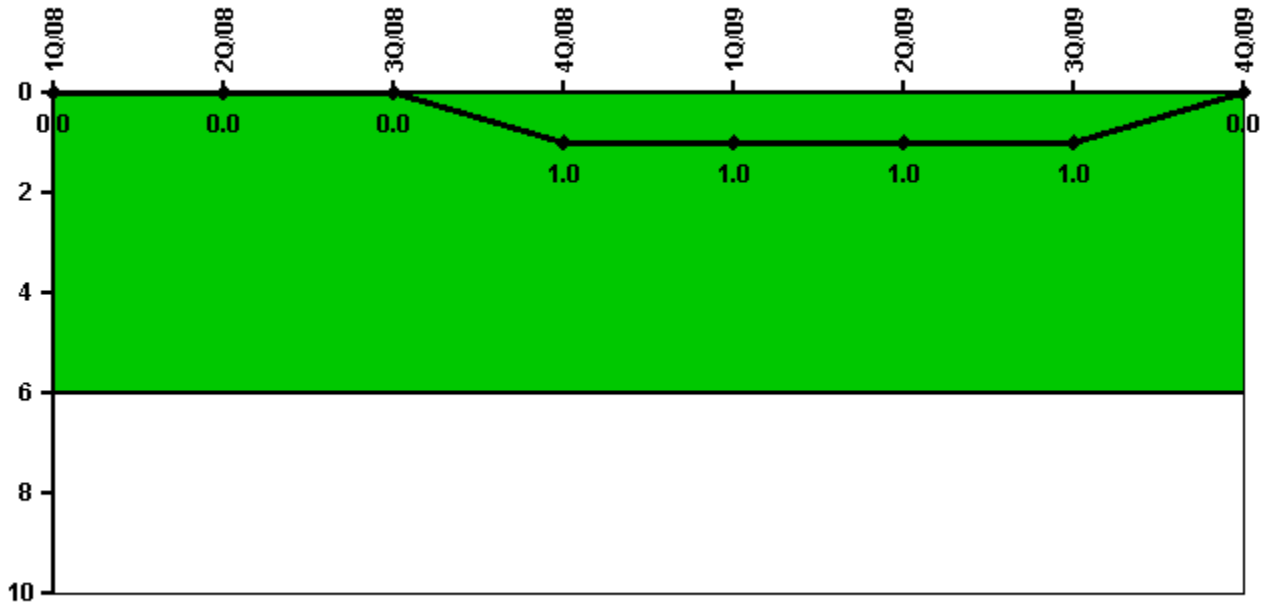
Thresholds: White > 1.0

Notes

Unplanned Scrams with Complications	1Q/08	2Q/08	3Q/08	4Q/08	1Q/09	2Q/09	3Q/09	4Q/09
Scrams with complications	0	0	0	0	0	0	0	0
Indicator value	0.0	0.0	0.0	0.0	0.0	0.0	0.0	0.0

Licensee Comments: none

Safety System Functional Failures (BWR)



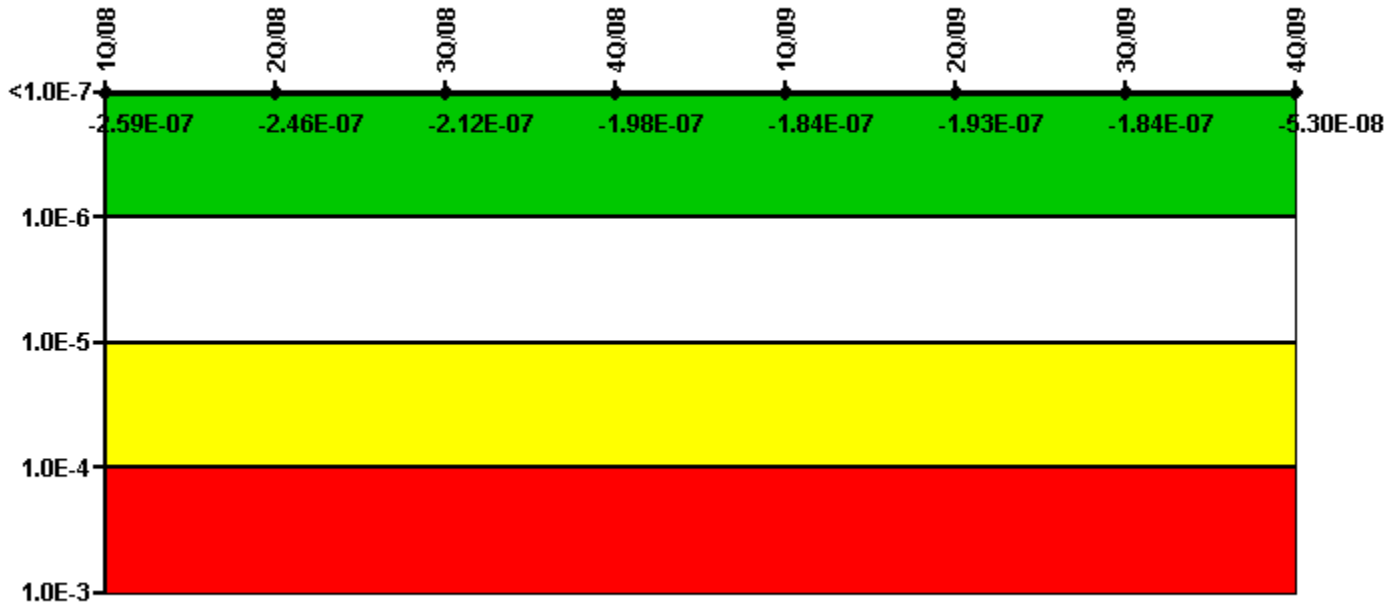
Thresholds: White > 6.0

Notes

Safety System Functional Failures (BWR)	1Q/08	2Q/08	3Q/08	4Q/08	1Q/09	2Q/09	3Q/09	4Q/09
Safety System Functional Failures	0	0	0	1	0	0	0	0
Indicator value	0	0	0	1	1	1	1	0

Licensee Comments: none

Mitigating Systems Performance Index, Emergency AC Power System



Thresholds: White > 1.00E-6 Yellow > 1.00E-5 Red > 1.00E-4

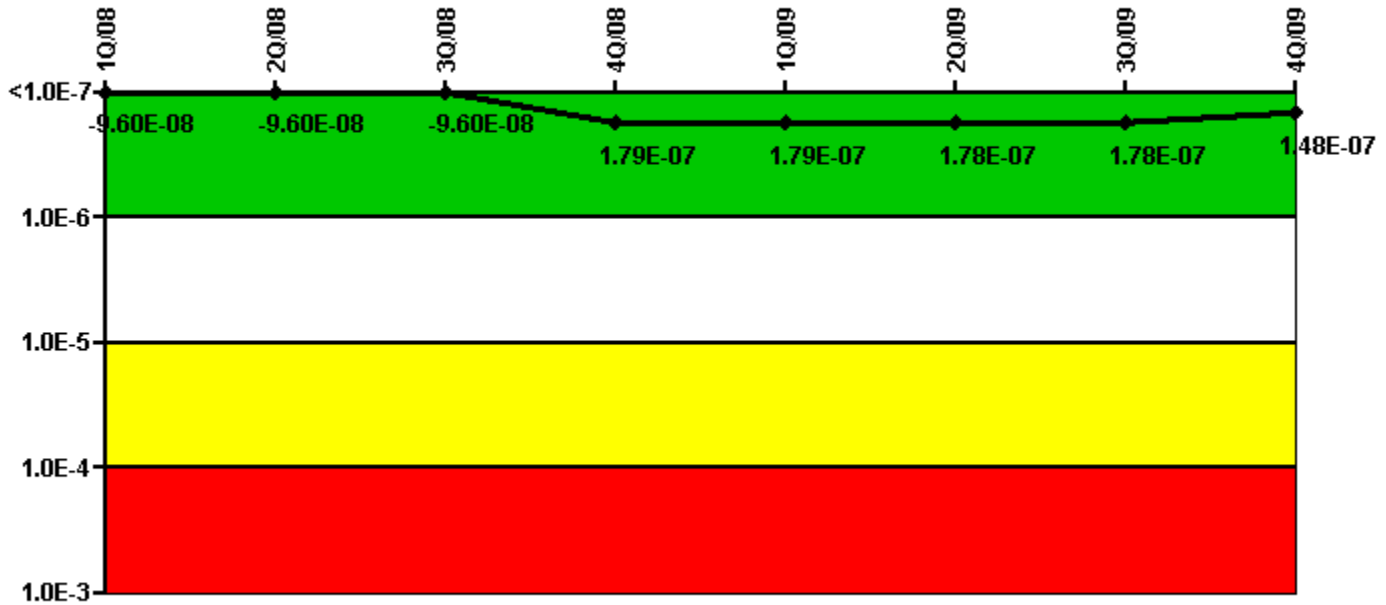
Notes

Mitigating Systems Performance Index, Emergency AC Power System	1Q/08	2Q/08	3Q/08	4Q/08	1Q/09	2Q/09	3Q/09	4Q/09
UAI (Δ CDF)	-8.90E-09	-5.60E-09	-1.60E-09	2.30E-09	6.50E-09	6.90E-09	5.70E-09	9.70E-10
URI (Δ CDF)	-2.50E-07	-2.40E-07	-2.10E-07	-2.00E-07	-1.90E-07	-2.00E-07	-1.90E-07	-5.40E-08
PLE	NO	NO	NO	NO	NO	NO	NO	NO
Indicator value	-2.59E-07	-2.46E-07	-2.12E-07	-1.98E-07	-1.84E-07	-1.93E-07	-1.84E-07	-5.30E-08

Licensee Comments:

4Q/09: Changed PRA Parameter(s). 01/13/2010- The PRA values for affected MSPI systems were updated to reflect a revision to the Limerick PRA Model (2008A) approved on 09/18/09 and incorporated into the Limerick MSPI Basis Document (LG-MSPI-001 Rev2, dated 12/22/09). This PRA model was approved in 3Q09. The revision resulted in the following MSPI changes: 1) updates of PRA risk values for MS06 to MS10 (HPCI, RCIC, EDG, RHR, ESW and RHRSW), 2) reduced PRA success criteria for MS08 (RCIC) from 600 to 500 gpm and 3) added a monitored component to MS07 (HPCI Min Flow valve HV-051-1(2)F012). The EDG (MS06) Mission Time bases was changed from 24 hours to 4 hours effective 1Q2010 per NEI-99-02 Rev 6.

Mitigating Systems Performance Index, High Pressure Injection System



Thresholds: White > 1.00E-6 Yellow > 1.00E-5 Red > 1.00E-4

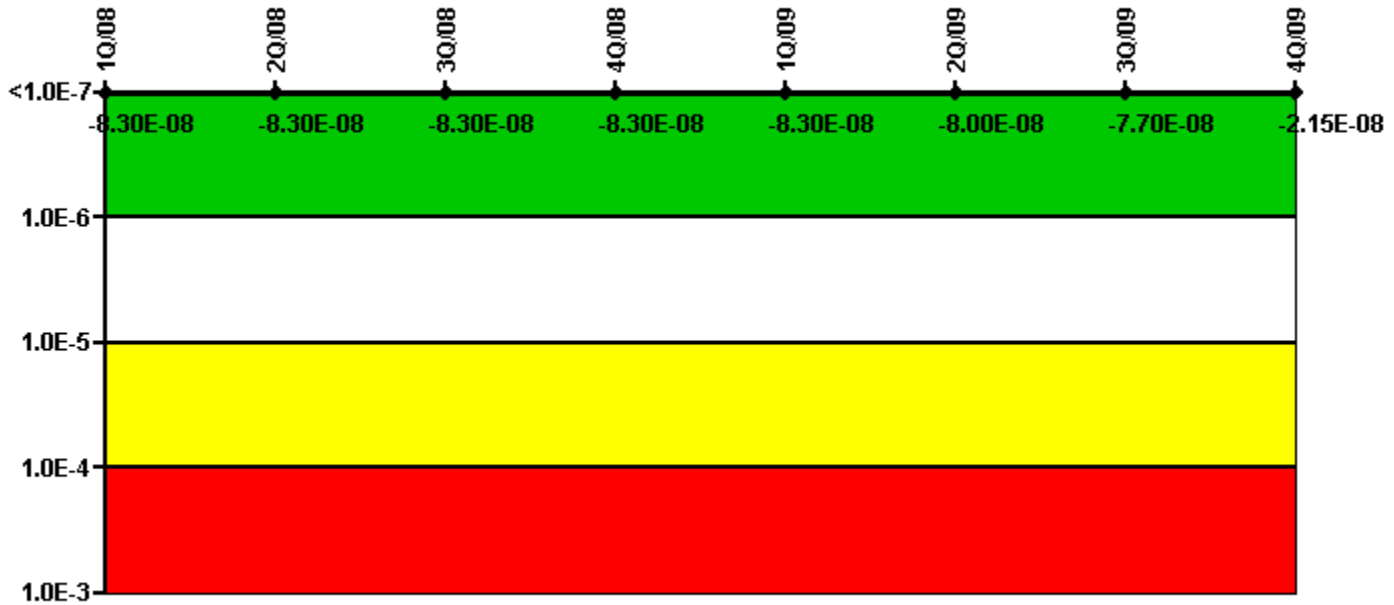
Notes

Mitigating Systems Performance Index, High Pressure Injection System	1Q/08	2Q/08	3Q/08	4Q/08	1Q/09	2Q/09	3Q/09	4Q/09
UAI (Δ CDF)	-4.40E-08	-4.40E-08	-4.40E-08	-4.10E-08	-4.10E-08	-4.20E-08	-4.20E-08	-3.20E-08
URI (Δ CDF)	-5.20E-08	-5.20E-08	-5.20E-08	2.20E-07	2.20E-07	2.20E-07	2.20E-07	1.80E-07
PLE	NO	NO	NO	NO	NO	NO	NO	NO
Indicator value	-9.60E-08	-9.60E-08	-9.60E-08	1.79E-07	1.79E-07	1.78E-07	1.78E-07	1.48E-07

Licensee Comments:

4Q/09: Changed PRA Parameter(s). 01/13/2010- The PRA values for affected MSPI systems were updated to reflect a revision to the Limerick PRA Model (2008A) approved on 09/18/09 and incorporated into the Limerick MSPI Basis Document (LG-MSPI-001 Rev2, dated 12/22/09). This PRA model was approved in 3Q09. The revision resulted in the following MSPI changes:1) updates of PRA risk values for MS06 to MS10 (HPCI, RCIC, EDG, RHR, ESW and RHRSW), 2) reduced PRA success criteria for MS08 (RCIC) from 600 to 500 gpm and 3) added a monitored component to MS07 (HPCI Min Flow valve HV-051-1(2)F012). The EDG (MS06) Mission Time bases was changed from 24 hours to 4 hours effective 1Q2010 per NEI-99-02 Rev 6.

Mitigating Systems Performance Index, Heat Removal System



Thresholds: White > 1.00E-6 Yellow > 1.00E-5 Red > 1.00E-4

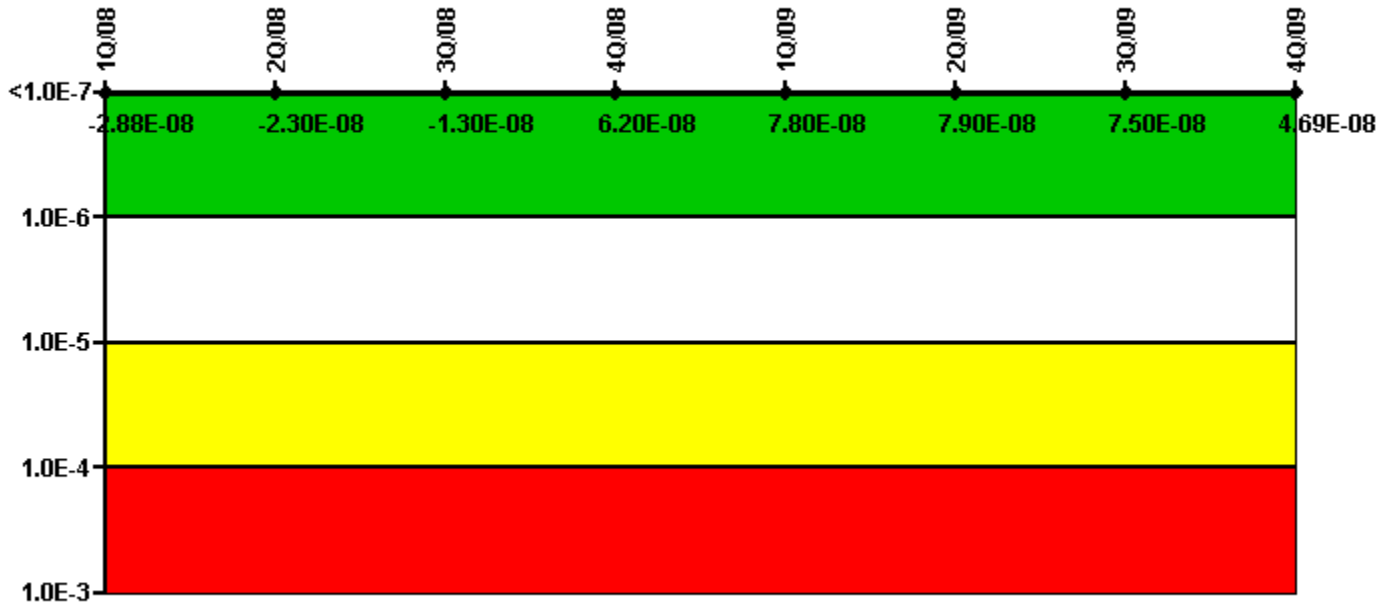
Notes

Mitigating Systems Performance Index, Heat Removal System	1Q/08	2Q/08	3Q/08	4Q/08	1Q/09	2Q/09	3Q/09	4Q/09
UAI (Δ CDF)	-3.60E-08	-3.60E-08	-3.60E-08	-3.60E-08	-3.60E-08	-3.30E-08	-3.00E-08	5.50E-09
URI (Δ CDF)	-4.70E-08	-4.70E-08	-4.70E-08	-4.70E-08	-4.70E-08	-4.70E-08	-4.70E-08	-2.70E-08
PLE	NO	NO	NO	NO	NO	NO	NO	NO
Indicator value	-8.30E-08	-8.30E-08	-8.30E-08	-8.30E-08	-8.30E-08	-8.00E-08	-7.70E-08	-2.15E-08

Licensee Comments:

4Q/09: Changed PRA Parameter(s). 01/13/2010- The PRA values for affected MSPI systems were updated to reflect a revision to the Limerick PRA Model (2008A) approved on 09/18/09 and incorporated into the Limerick MSPI Basis Document (LG-MSPI-001 Rev2, dated 12/22/09). This PRA model was approved in 3Q09. The revision resulted in the following MSPI changes: 1) updates of PRA risk values for MS06 to MS10 (HPCI, RCIC, EDG, RHR, ESW and RHRSW), 2) reduced PRA success criteria for MS08 (RCIC) from 600 to 500 gpm and 3) added a monitored component to MS07 (HPCI Min Flow valve HV-051-1(2)F012). The EDG (MS06) Mission Time bases was changed from 24 hours to 4 hours effective 1Q2010 per NEI-99-02 Rev 6.

Mitigating Systems Performance Index, Residual Heat Removal System



Thresholds: White > 1.00E-6 Yellow > 1.00E-5 Red > 1.00E-4

Notes


Mitigating Systems Performance Index, Residual Heat Removal System	1Q/08	2Q/08	3Q/08	4Q/08	1Q/09	2Q/09	3Q/09	4Q/09
UAI (Δ CDF)	6.20E-09	1.30E-08	2.30E-08	2.50E-08	2.80E-08	3.20E-08	3.10E-08	4.80E-08
URI (Δ CDF)	-3.50E-08	-3.60E-08	-3.60E-08	3.70E-08	5.00E-08	4.70E-08	4.40E-08	-1.10E-09
PLE	NO	NO	NO	NO	NO	NO	NO	NO
Indicator value	-2.88E-08	-2.30E-08	-1.30E-08	6.20E-08	7.80E-08	7.90E-08	7.50E-08	4.69E-08

Licensee Comments:

4Q/09: Changed PRA Parameter(s). 01/13/2010- The PRA values for affected MSPI systems were updated to reflect a revision to the Limerick PRA Model (2008A) approved on 09/18/09 and incorporated into the Limerick MSPI Basis Document (LG-MSPI-001 Rev2, dated 12/22/09). This PRA model was approved in 3Q09. The revision resulted in the following MSPI changes:1) updates of PRA risk values for MS06 to MS10 (HPCI, RCIC, EDG, RHR, ESW and RHRSW), 2) reduced PRA success criteria for MS08 (RCIC) from 600 to 500 gpm and 3) added a monitored component to MS07 (HPCI Min Flow valve HV-051-1(2)F012). The EDG (MS06) Mission Time bases was changed from 24 hours to 4 hours effective 1Q2010 per NEI-99-02 Rev 6.

3Q/09: 12/21/2009-1C RHR Pump Planned Unavailability changed from "150.5 hours" to "0" hours for July 2009 due to re-assignment of these hours to the 1A/C RHR MOC segment of ESW. No threshold or color change or significant change in UAI resulted from this correction.

Mitigating Systems Performance Index, Cooling Water Systems



Thresholds: White > 1.00E-6 Yellow > 1.00E-5 Red > 1.00E-4

Notes

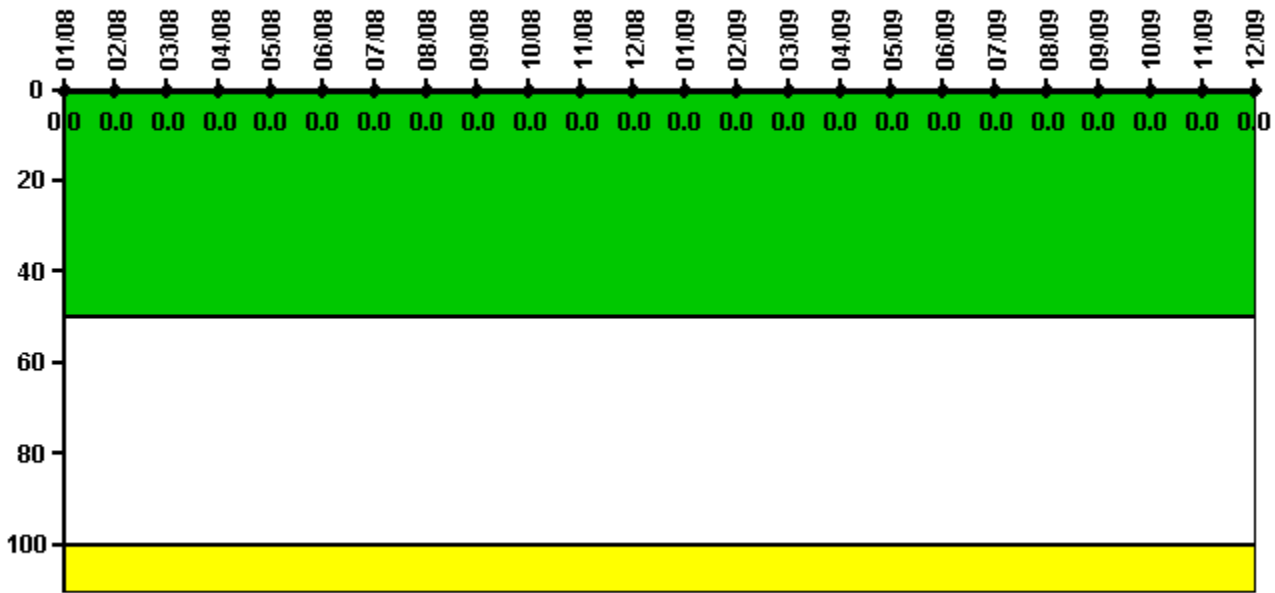
Mitigating Systems Performance Index, Cooling Water Systems	1Q/08	2Q/08	3Q/08	4Q/08	1Q/09	2Q/09	3Q/09	4Q/09
UAI (ΔCDF)	2.60E-08	2.70E-08	2.80E-08	2.90E-08	2.80E-08	3.90E-08	8.30E-08	2.50E-07
URI (ΔCDF)	-3.10E-09	-3.10E-09	-3.10E-09	-3.00E-09	-3.70E-09	-3.80E-09	-3.80E-09	-2.50E-08
PLE	NO	NO	NO	NO	NO	NO	NO	NO
Indicator value	2.29E-08	2.39E-08	2.49E-08	2.60E-08	2.43E-08	3.52E-08	7.92E-08	2.25E-07

Licensee Comments:

4Q/09: Changed PRA Parameter(s). 01/13/2010- The PRA values for affected MSPI systems were updated to reflect a revision to the Limerick PRA Model (2008A) approved on 09/18/09 and incorporated into the Limerick MSPI Basis Document (LG-MSPI-001 Rev2, dated 12/22/09). This PRA model was approved in 3Q09. The revision resulted in the following MSPI changes:1) updates of PRA risk values for MS06 to MS10 (HPCI, RCIC, EDG, RHR, ESW and RHRSW), 2) reduced PRA success criteria for MS08 (RCIC) from 600 to 500 gpm and 3) added a monitored component to MS07 (HPCI Min Flow valve HV-051-1(2)F012). The EDG (MS06) Mission Time bases was changed from 24 hours to 4 hours effective 1Q2010 per NEI-99-02 Rev 6.

3Q/09: 12/21/2009 - 1 A/C RHR Motor Oil Cooler Planned Unavailability changed from "0" hours to "150.50" hours for July 2009 due to a discovery of a data collection error. No threshold or color change or significant change in UAI resulted from this correction.

Reactor Coolant System Activity




Thresholds: White > 50.0 Yellow > 100.0

Notes

Reactor Coolant System Activity	1/08	2/08	3/08	4/08	5/08	6/08	7/08	8/08	9/08	10/08	11/08	12/08
Maximum activity	0.000004	0.000004	0.000002	0.000002	0.000002	0.000002	0.000002	0.000002	0.000002	0.000003	0.000002	0.000003
Technical specification limit	0.2	0.2	0.2	0.2	0.2	0.2	0.2	0.2	0.2	0.2	0.2	0.2
Indicator value	0	0	0	0	0	0	0	0	0	0	0	0
Reactor Coolant System Activity	1/09	2/09	3/09	4/09	5/09	6/09	7/09	8/09	9/09	10/09	11/09	12/09
Maximum activity	0.000002	0.000002	0.000003	0.000002	0.000004	0.000004	0.000004	0.000003	0.000005	0.000003	0.000003	0.000005
Technical specification limit	0.2	0.2	0.2	0.2	0.2	0.2	0.2	0.2	0.2	0.2	0.2	0.2
Indicator value	0	0	0	0	0	0	0	0	0	0	0	0

Licensee Comments: none

Reactor Coolant System Leakage



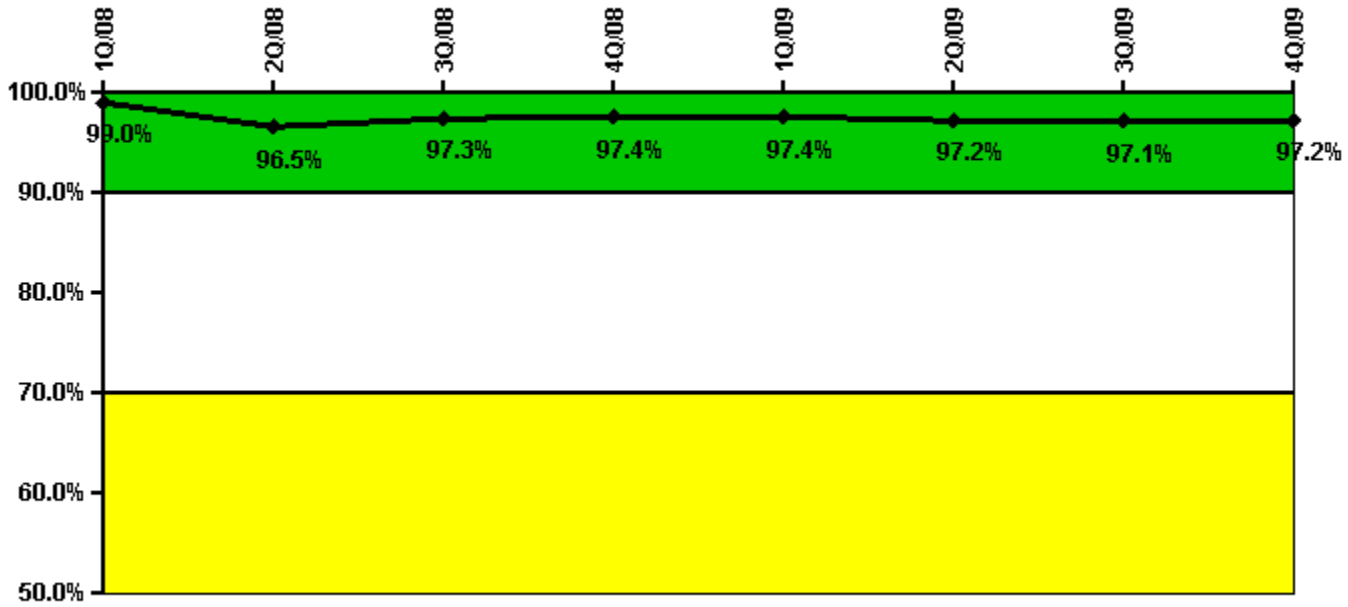
Thresholds: White > 50.0 Yellow > 100.0

Notes

Reactor Coolant System Leakage	1/08	2/08	3/08	4/08	5/08	6/08	7/08	8/08	9/08	10/08	11/08	12/08
Maximum leakage	4.000	4.600	1.600	1.940	1.700	1.600	1.700	1.700	1.700	1.700	1.600	1.700
Technical specification limit	25.0	25.0	25.0	25.0	25.0	25.0	25.0	25.0	25.0	25.0	25.0	25.0
Indicator value	16.0	18.4	6.4	7.8	6.8	6.4	6.8	6.8	6.8	6.8	6.4	6.8
Reactor Coolant System Leakage	1/09	2/09	3/09	4/09	5/09	6/09	7/09	8/09	9/09	10/09	11/09	12/09
Maximum leakage	1.700	1.600	1.600	1.700	1.600	1.700	1.700	1.700	1.600	1.600	1.700	1.700
Technical specification limit	25.0	25.0	25.0	25.0	25.0	25.0	25.0	25.0	25.0	25.0	25.0	25.0
Indicator value	6.8	6.4	6.4	6.8	6.4	6.8	6.8	6.8	6.4	6.4	6.8	6.8

Licensee Comments: none

Drill/Exercise Performance



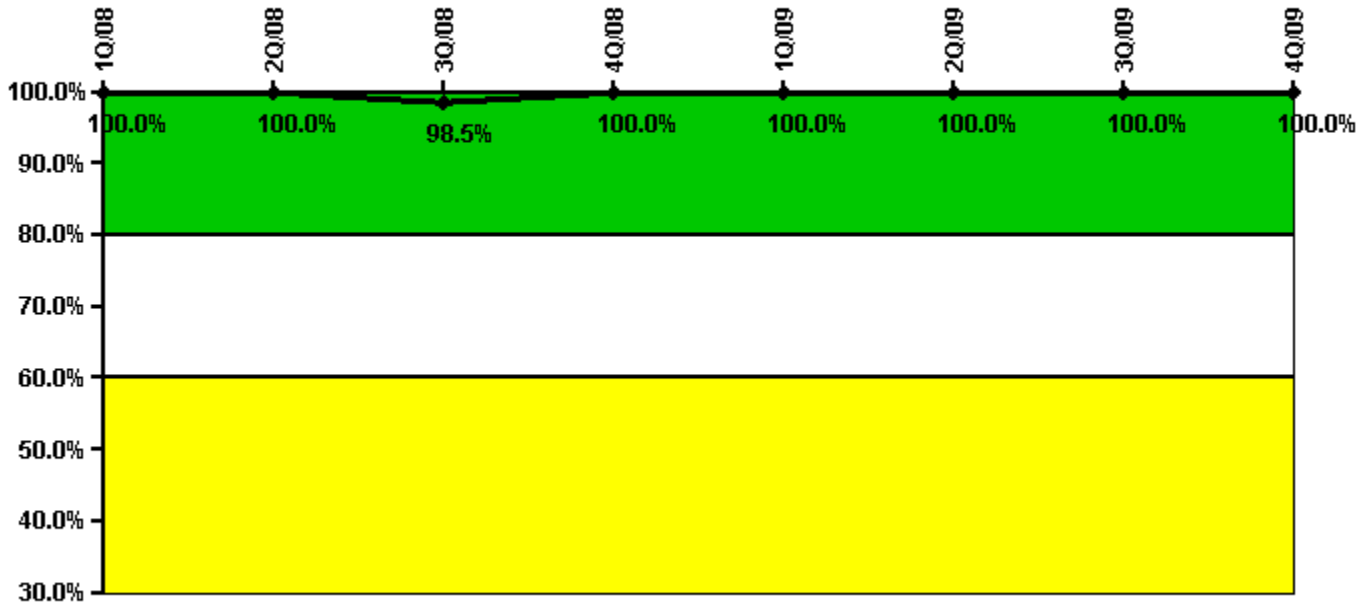
Thresholds: White < 90.0% Yellow < 70.0%

Notes

Drill/Exercise Performance	1Q/08	2Q/08	3Q/08	4Q/08	1Q/09	2Q/09	3Q/09	4Q/09
Successful opportunities	40.0	76.0	146.0	101.0	93.0	21.0	57.0	17.0
Total opportunities	40.0	86.0	146.0	102.0	95.0	22.0	59.0	17.0
Indicator value	99.0%	96.5%	97.3%	97.4%	97.4%	97.2%	97.1%	97.2%

Licensee Comments: none

ERO Drill Participation



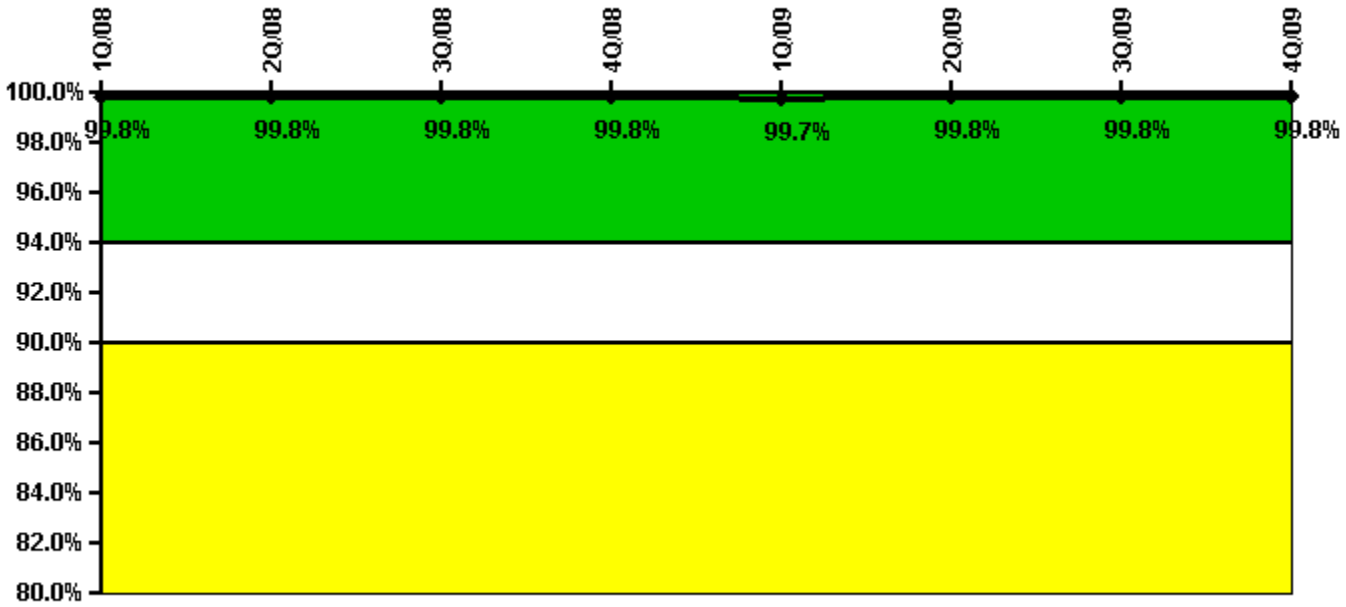
Thresholds: White < 80.0% Yellow < 60.0%

Notes

ERO Drill Participation	1Q/08	2Q/08	3Q/08	4Q/08	1Q/09	2Q/09	3Q/09	4Q/09
Participating Key personnel	67.0	67.0	67.0	66.0	63.0	61.0	65.0	68.0
Total Key personnel	67.0	67.0	68.0	66.0	63.0	61.0	65.0	68.0
Indicator value	100.0%	100.0%	98.5%	100.0%	100.0%	100.0%	100.0%	100.0%

Licensee Comments: none

Alert & Notification System



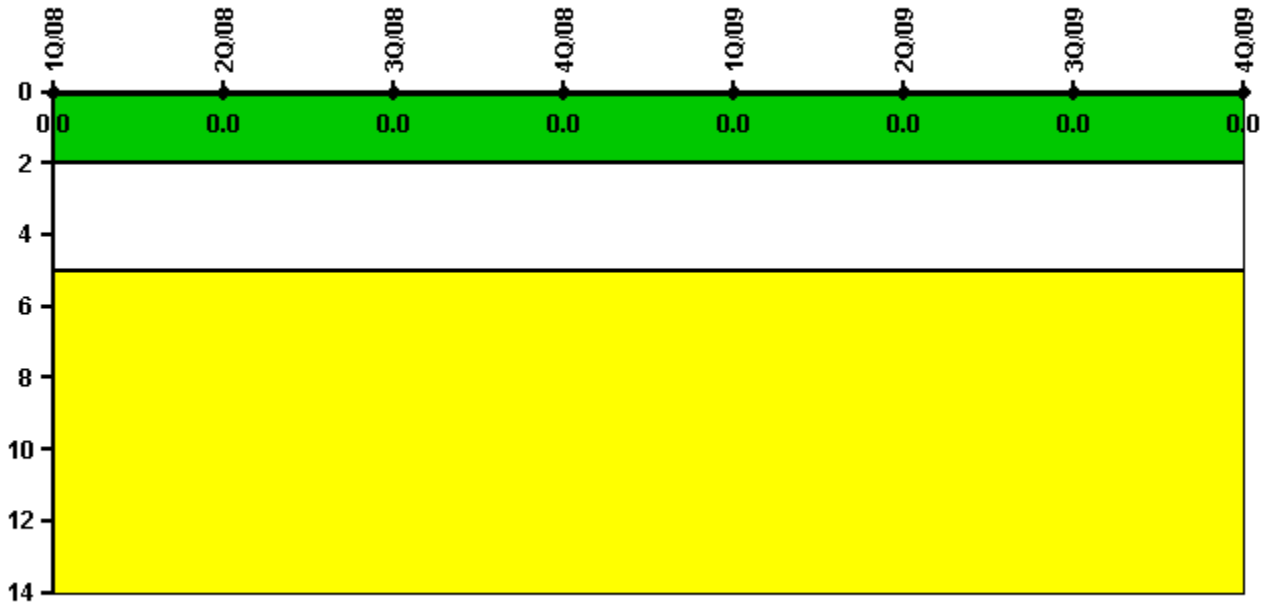
Thresholds: White < 94.0% Yellow < 90.0%

Notes

Alert & Notification System	1Q/08	2Q/08	3Q/08	4Q/08	1Q/09	2Q/09	3Q/09	4Q/09
Successful siren-tests	2142	2139	2144	2138	2137	2143	2141	2145
Total sirens-tests	2145	2145	2145	2145	2145	2145	2145	2145
Indicator value	99.8%	99.8%	99.8%	99.8%	99.7%	99.8%	99.8%	99.8%

Licensee Comments: none

Occupational Exposure Control Effectiveness



Thresholds: White > 2.0 Yellow > 5.0

Notes

Occupational Exposure Control Effectiveness	1Q/08	2Q/08	3Q/08	4Q/08	1Q/09	2Q/09	3Q/09	4Q/09
High radiation area occurrences	0	0	0	0	0	0	0	0
Very high radiation area occurrences	0	0	0	0	0	0	0	0
Unintended exposure occurrences	0	0	0	0	0	0	0	0
Indicator value	0	0	0	0	0	0	0	0

Licensee Comments: none

RETS/ODCM Radiological Effluent



Thresholds: White > 1.0 Yellow > 3.0

Notes

RETS/ODCM Radiological Effluent	1Q/08	2Q/08	3Q/08	4Q/08	1Q/09	2Q/09	3Q/09	4Q/09
RETS/ODCM occurrences	0	0	0	0	0	0	0	0
Indicator value	0	0	0	0	0	0	0	0

Licensee Comments: none

[Security](#) information not publicly available.