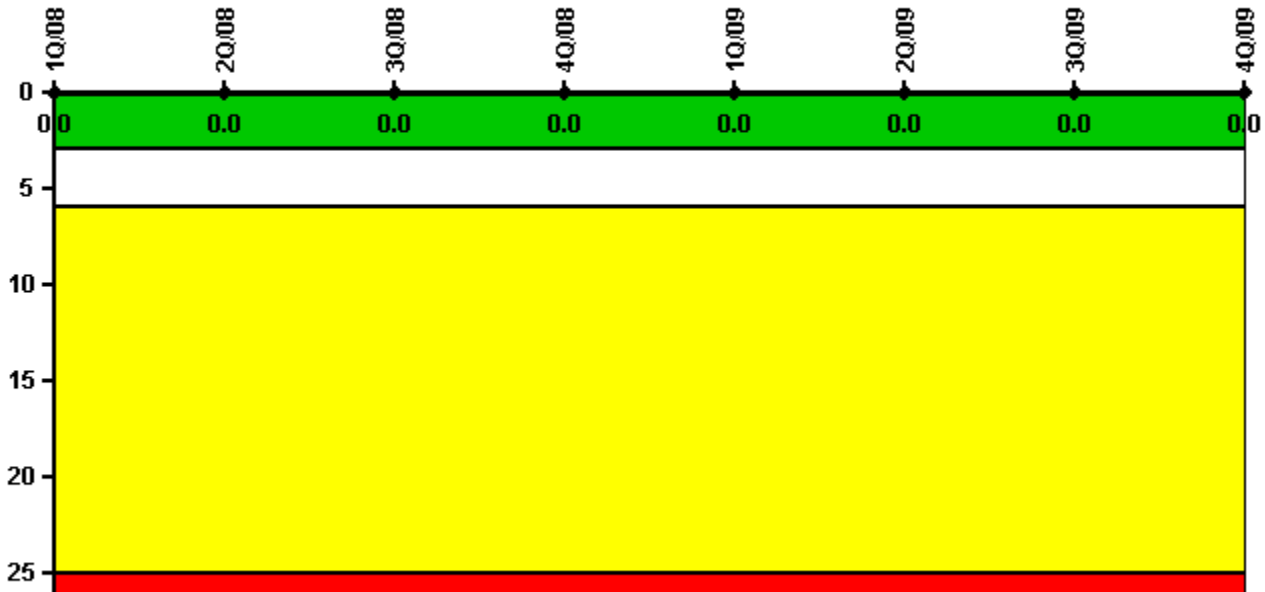


Byron 1

4Q/2009 Performance Indicators

Licensee's General Comments: none

Unplanned Scrams per 7000 Critical Hrs



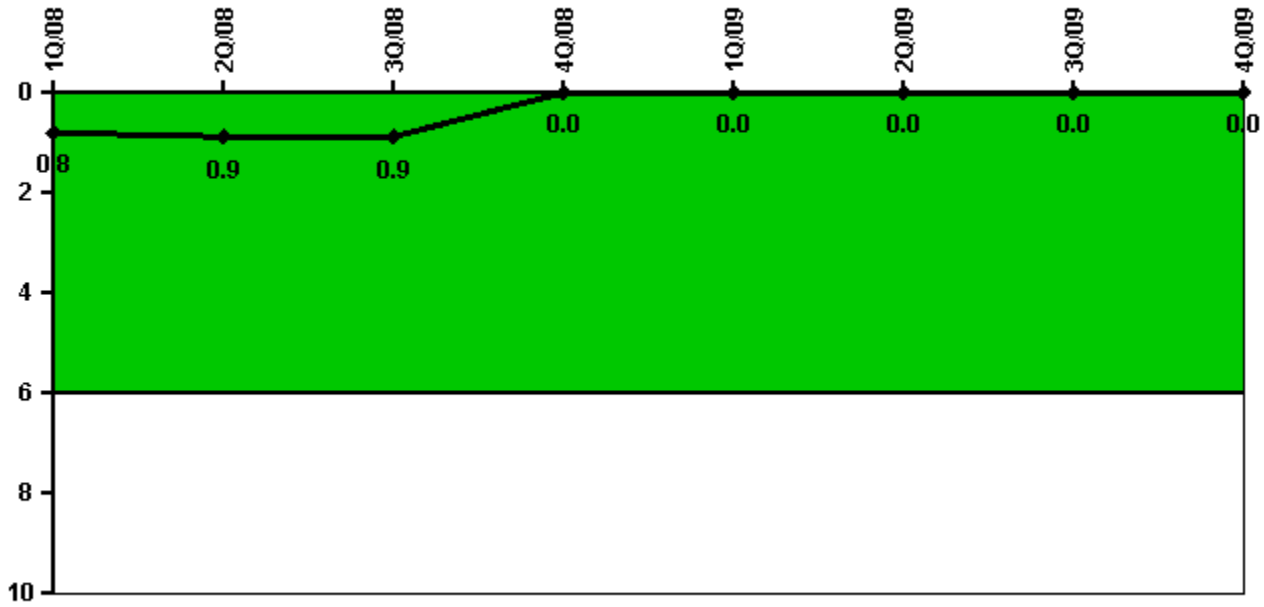
Thresholds: White > 3.0 Yellow > 6.0 Red > 25.0

Notes

Unplanned Scrams per 7000 Critical Hrs	1Q/08	2Q/08	3Q/08	4Q/08	1Q/09	2Q/09	3Q/09	4Q/09
Unplanned scrams	0	0	0	0	0	0	0	0
Critical hours	1990.0	1868.7	2208.0	2209.0	2159.0	2184.0	1799.3	2038.6
Indicator value	0	0	0	0	0	0	0	0

Licensee Comments: none

Unplanned Power Changes per 7000 Critical Hrs



Thresholds: White > 6.0

Notes

Unplanned Power Changes per 7000 Critical Hrs	1Q/08	2Q/08	3Q/08	4Q/08	1Q/09	2Q/09	3Q/09	4Q/09
Unplanned power changes	0	0	0	0	0	0	0	0
Critical hours	1990.0	1868.7	2208.0	2209.0	2159.0	2184.0	1799.3	2038.6
Indicator value	0.8	0.9	0.9	0	0	0	0	0

Licensee Comments: none

Unplanned Scrams with Complications



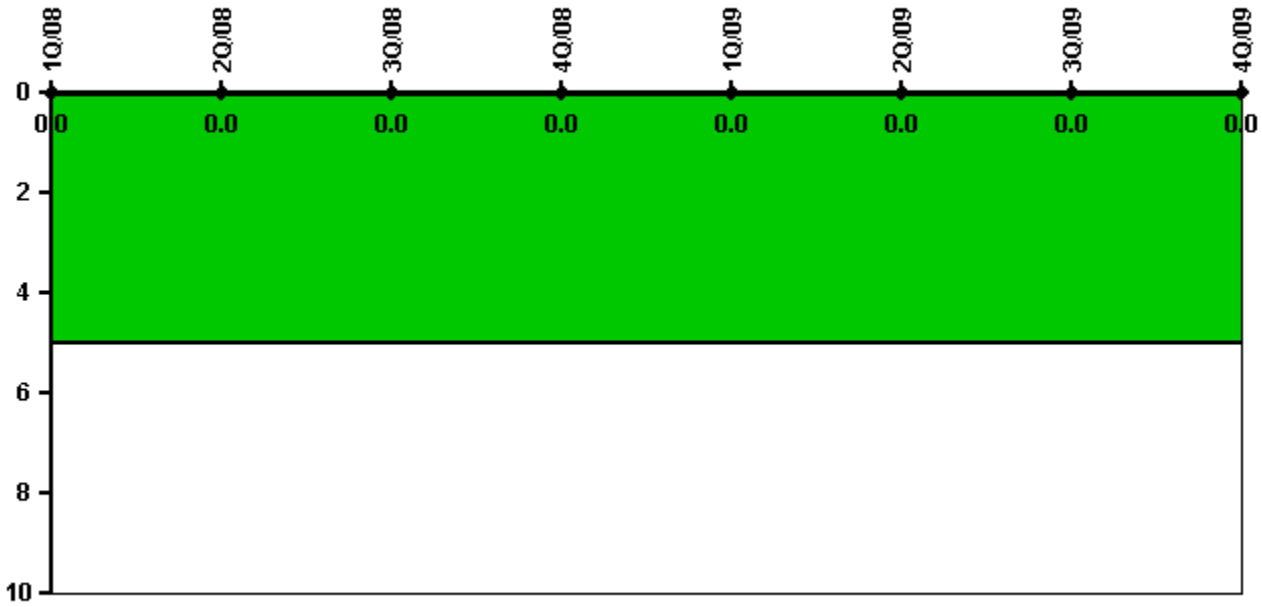
Thresholds: White > 1.0

Notes

Unplanned Scrams with Complications	1Q/08	2Q/08	3Q/08	4Q/08	1Q/09	2Q/09	3Q/09	4Q/09
Scrams with complications	0	0	0	0	0	0	0	0
Indicator value	0.0	0.0	0.0	0.0	0.0	0.0	0.0	0.0

Licensee Comments: none

Safety System Functional Failures (PWR)



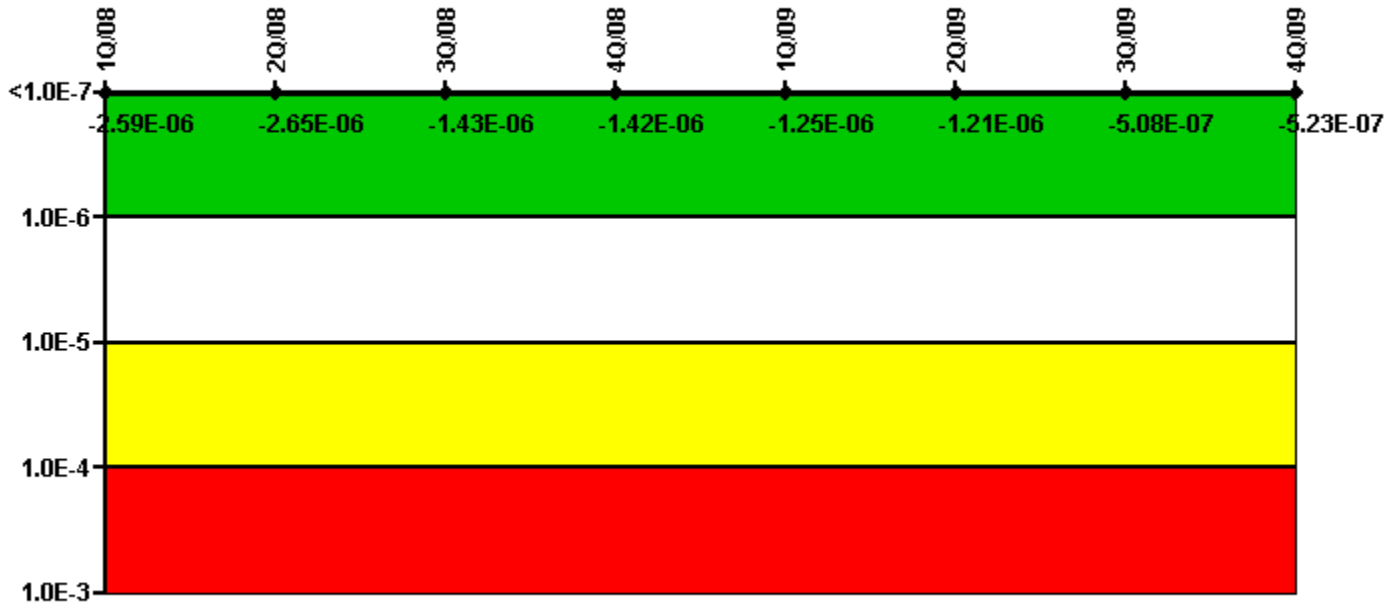
Thresholds: White > 5.0

Notes

Safety System Functional Failures (PWR)	1Q/08	2Q/08	3Q/08	4Q/08	1Q/09	2Q/09	3Q/09	4Q/09
Safety System Functional Failures	0	0	0	0	0	0	0	0
Indicator value	0	0	0	0	0	0	0	0

Licensee Comments: none

Mitigating Systems Performance Index, Emergency AC Power System



Thresholds: White > 1.00E-6 Yellow > 1.00E-5 Red > 1.00E-4

Notes

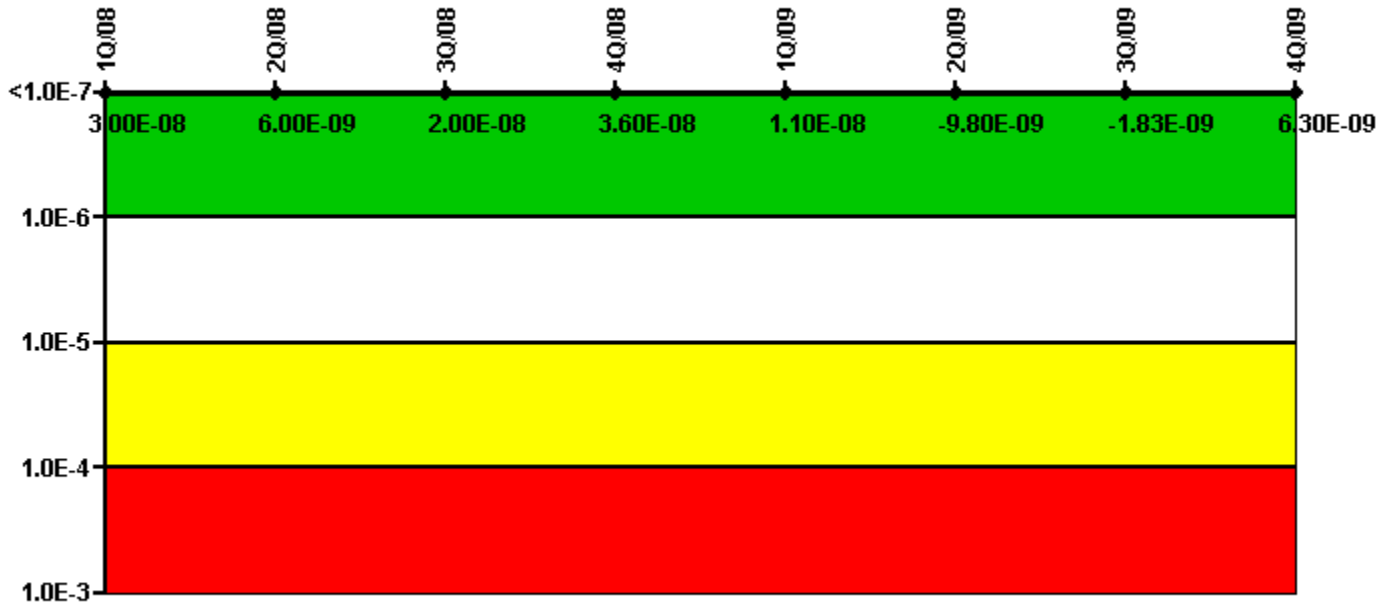
Mitigating Systems Performance Index, Emergency AC Power System	1Q/08	2Q/08	3Q/08	4Q/08	1Q/09	2Q/09	3Q/09	4Q/09
UAI (Δ CDF)	8.30E-09	-4.50E-08	-2.90E-08	-1.90E-08	5.10E-08	8.70E-08	6.20E-08	3.70E-08
URI (Δ CDF)	-2.60E-06	-2.60E-06	-1.40E-06	-1.40E-06	-1.30E-06	-1.30E-06	-5.70E-07	-5.60E-07
PLE	NO	NO	NO	NO	NO	NO	NO	NO
Indicator value	-2.59E-06	-2.65E-06	-1.43E-06	-1.42E-06	-1.25E-06	-1.21E-06	-5.08E-07	-5.23E-07

Licensee Comments:

4Q/09: Changed PRA Parameter(s).

3Q/09: Changed PRA Parameter(s). Incorporated Basis Doc Revision 4 changes resulting from PRA Model revision 6e which incorporated a change to DG mission time and addition of A Train AF cross-tie.

Mitigating Systems Performance Index, High Pressure Injection System



Thresholds: White > 1.00E-6 Yellow > 1.00E-5 Red > 1.00E-4

Notes

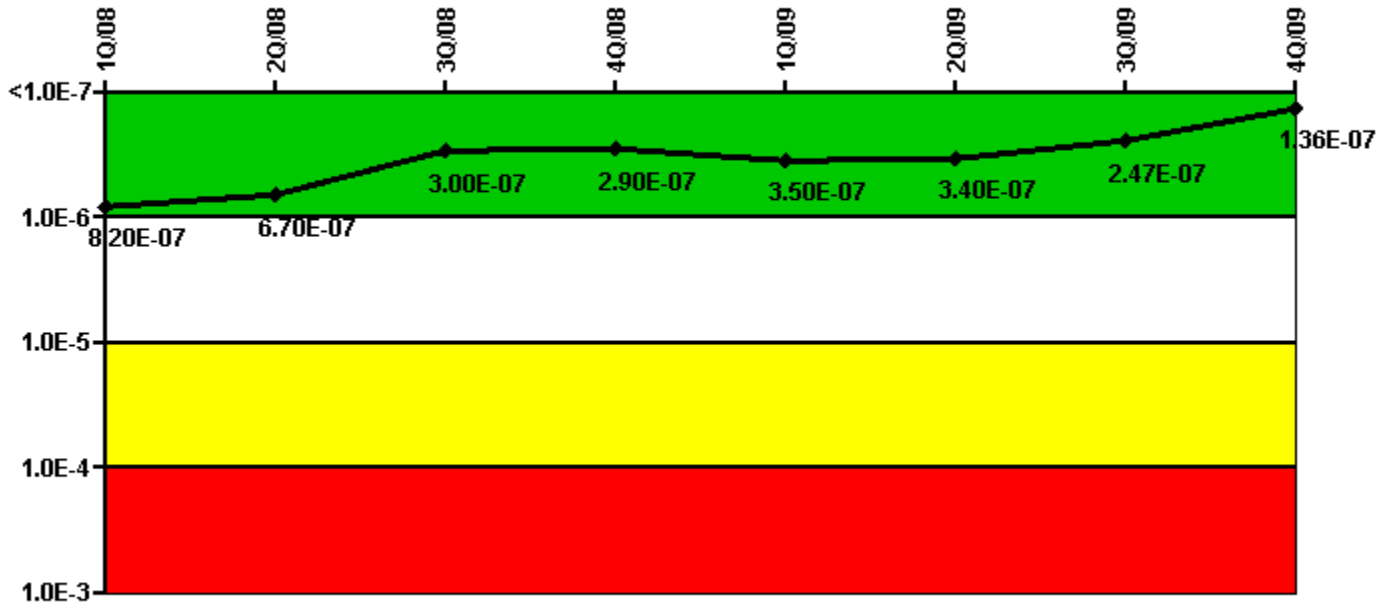
Mitigating Systems Performance Index, High Pressure Injection System	1Q/08	2Q/08	3Q/08	4Q/08	1Q/09	2Q/09	3Q/09	4Q/09
UAI (Δ CDF)	4.40E-08	2.00E-08	4.20E-08	5.80E-08	2.20E-08	1.20E-09	5.70E-10	8.70E-09
URI (Δ CDF)	-1.40E-08	-1.40E-08	-2.20E-08	-2.20E-08	-1.10E-08	-1.10E-08	-2.40E-09	-2.40E-09
PLE	NO	NO	NO	NO	NO	NO	NO	NO
Indicator value	3.00E-08	6.00E-09	2.00E-08	3.60E-08	1.10E-08	-9.80E-09	-1.83E-09	6.30E-09

Licensee Comments:

4Q/09: Changed PRA Parameter(s).

3Q/09: Changed PRA Parameter(s). Incorporated Basis Doc Revision 4 changes resulting from PRA Model revision 6e which incorporated a change to DG mission time and addition of A Train AF cross-tie.

Mitigating Systems Performance Index, Heat Removal System



Thresholds: White > 1.00E-6 Yellow > 1.00E-5 Red > 1.00E-4

Notes

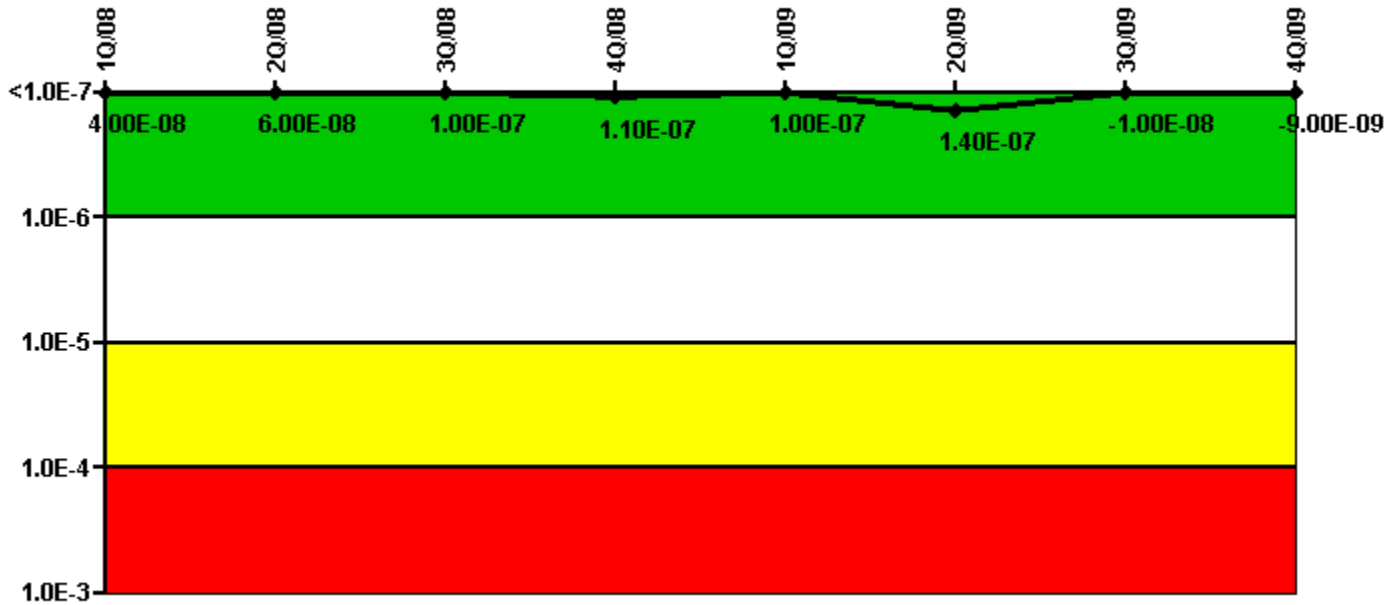
Mitigating Systems Performance Index, Heat Removal System	1Q/08	2Q/08	3Q/08	4Q/08	1Q/09	2Q/09	3Q/09	4Q/09
UAI (Δ CDF)	3.20E-07	3.60E-07	1.30E-07	1.20E-07	2.10E-07	2.30E-07	2.00E-07	1.30E-07
URI (Δ CDF)	5.00E-07	3.10E-07	1.70E-07	1.70E-07	1.40E-07	1.10E-07	4.70E-08	6.40E-09
PLE	NO	NO	NO	NO	NO	NO	NO	NO
Indicator value	8.20E-07	6.70E-07	3.00E-07	2.90E-07	3.50E-07	3.40E-07	2.47E-07	1.36E-07

Licensee Comments:

4Q/09: Changed PRA Parameter(s).

3Q/09: Changed PRA Parameter(s). Incorporated Basis Doc Revision 4 changes resulting from PRA Model revision 6e which incorporated a change to DG mission time and addition of A Train AF cross-tie.

Mitigating Systems Performance Index, Residual Heat Removal System



Thresholds: White > 1.00E-6 Yellow > 1.00E-5 Red > 1.00E-4

Notes

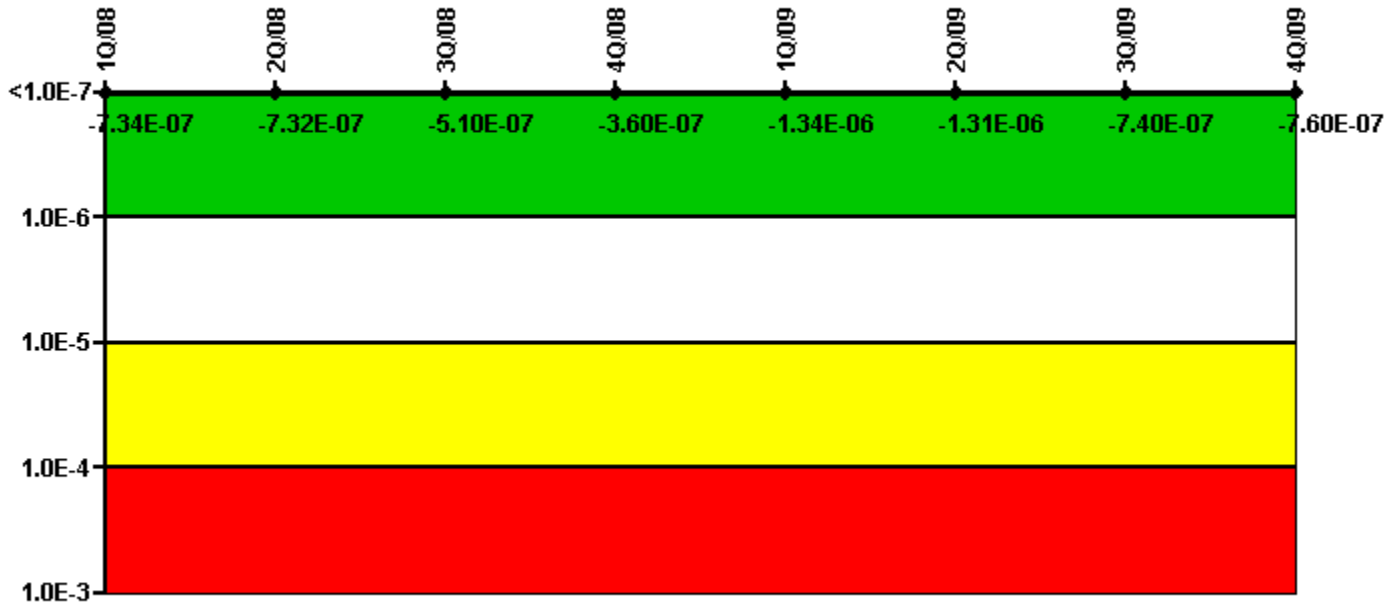
Mitigating Systems Performance Index, Residual Heat Removal System	1Q/08	2Q/08	3Q/08	4Q/08	1Q/09	2Q/09	3Q/09	4Q/09
UAI (Δ CDF)	1.60E-07	2.00E-07	2.50E-07	2.50E-07	2.50E-07	2.90E-07	7.50E-08	7.30E-08
URI (Δ CDF)	-1.20E-07	-1.40E-07	-1.50E-07	-1.40E-07	-1.50E-07	-1.50E-07	-8.50E-08	-8.20E-08
PLE	NO	NO	NO	NO	NO	NO	NO	NO
Indicator value	4.00E-08	6.00E-08	1.00E-07	1.10E-07	1.00E-07	1.40E-07	-1.00E-08	-9.00E-09

Licensee Comments:

4Q/09: Changed PRA Parameter(s).

3Q/09: Changed PRA Parameter(s). Incorporated Basis Doc Revision 4 changes resulting from PRA Model revision 6e which incorporated a change to DG mission time and addition of A Train AF cross-tie.

Mitigating Systems Performance Index, Cooling Water Systems



Thresholds: White > 1.00E-6 Yellow > 1.00E-5 Red > 1.00E-4

Notes


Mitigating Systems Performance Index, Cooling Water Systems	1Q/08	2Q/08	3Q/08	4Q/08	1Q/09	2Q/09	3Q/09	4Q/09
UAI (Δ CDF)	1.60E-08	1.80E-08	2.00E-08	1.70E-07	6.40E-08	9.00E-08	1.50E-07	1.30E-07
URI (Δ CDF)	-7.50E-07	-7.50E-07	-5.30E-07	-5.30E-07	-1.40E-06	-1.40E-06	-8.90E-07	-8.90E-07
PLE	NO	NO	NO	NO	NO	NO	NO	NO
Indicator value	-7.34E-07	-7.32E-07	-5.10E-07	-3.60E-07	-1.34E-06	-1.31E-06	-7.40E-07	-7.60E-07

Licensee Comments:

4Q/09: Changed PRA Parameter(s).

3Q/09: Changed PRA Parameter(s). Incorporated Basis Doc Revision 4 changes resulting from PRA Model revision 6e which incorporated a change to DG mission time and addition of A Train AF cross-tie.

Reactor Coolant System Activity




Thresholds: White > 50.0 Yellow > 100.0

Notes

Reactor Coolant System Activity	1/08	2/08	3/08	4/08	5/08	6/08	7/08	8/08	9/08	10/08	11/08	12/08
Maximum activity	0.008660	0.008680	0.010500	0.001770	0.001850	0.001920	0.001970	0.002050	0.002140	0.002240	0.002400	0.002470
Technical specification limit	1.0	1.0	1.0	1.0	1.0	1.0	1.0	1.0	1.0	1.0	1.0	1.0
Indicator value	0.9	0.9	1.1	0.2	0.2	0.2	0.2	0.2	0.2	0.2	0.2	0.2
Reactor Coolant System Activity	1/09	2/09	3/09	4/09	5/09	6/09	7/09	8/09	9/09	10/09	11/09	12/09
Maximum activity	0.002840	0.002670	0.002690	0.002830	0.002890	0.002950	0.003040	0.003260	0.003360	0.001250	0.001090	0.000961
Technical specification limit	1.0	1.0	1.0	1.0	1.0	1.0	1.0	1.0	1.0	1.0	1.0	1.0
Indicator value	0.3	0.3	0.3	0.3	0.3	0.3	0.3	0.3	0.3	0.1	0.1	0.1

Licensee Comments: none

Reactor Coolant System Leakage



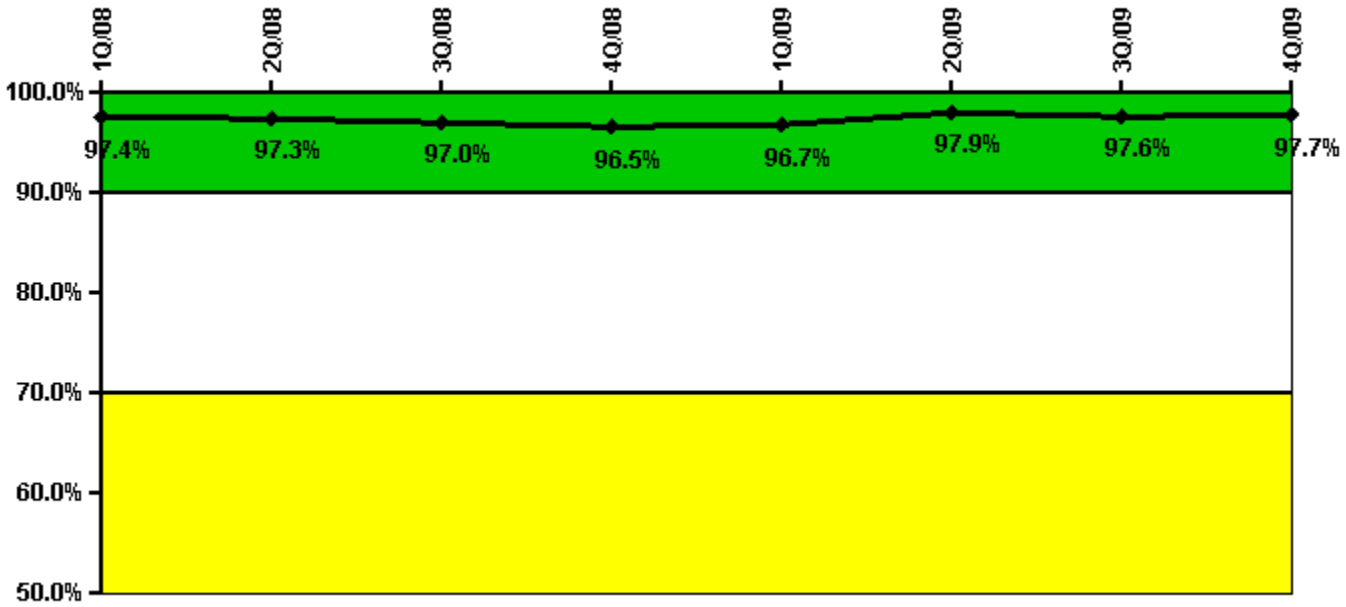
Thresholds: White > 50.0 Yellow > 100.0

Notes

Reactor Coolant System Leakage	1/08	2/08	3/08	4/08	5/08	6/08	7/08	8/08	9/08	10/08	11/08	12/08
Maximum leakage	0.132	0.130	0.141	0.140	0.118	0.125	0.108	0.112	0.123	0.112	0.113	0.107
Technical specification limit	10.0	10.0	10.0	10.0	10.0	10.0	10.0	10.0	10.0	10.0	10.0	10.0
Indicator value	1.3	1.3	1.4	1.4	1.2	1.3	1.1	1.1	1.2	1.1	1.1	1.1
Reactor Coolant System Leakage	1/09	2/09	3/09	4/09	5/09	6/09	7/09	8/09	9/09	10/09	11/09	12/09
Maximum leakage	0.114	0.122	0.113	0.109	0.108	0.108	0.103	0.100	0.100	0.120	0.120	0.120
Technical specification limit	10.0	10.0	10.0	10.0	10.0	10.0	10.0	10.0	10.0	10.0	10.0	10.0
Indicator value	1.1	1.2	1.1	1.1	1.1	1.1	1.0	1.0	1.0	1.2	1.2	1.2

Licensee Comments: none

Drill/Exercise Performance



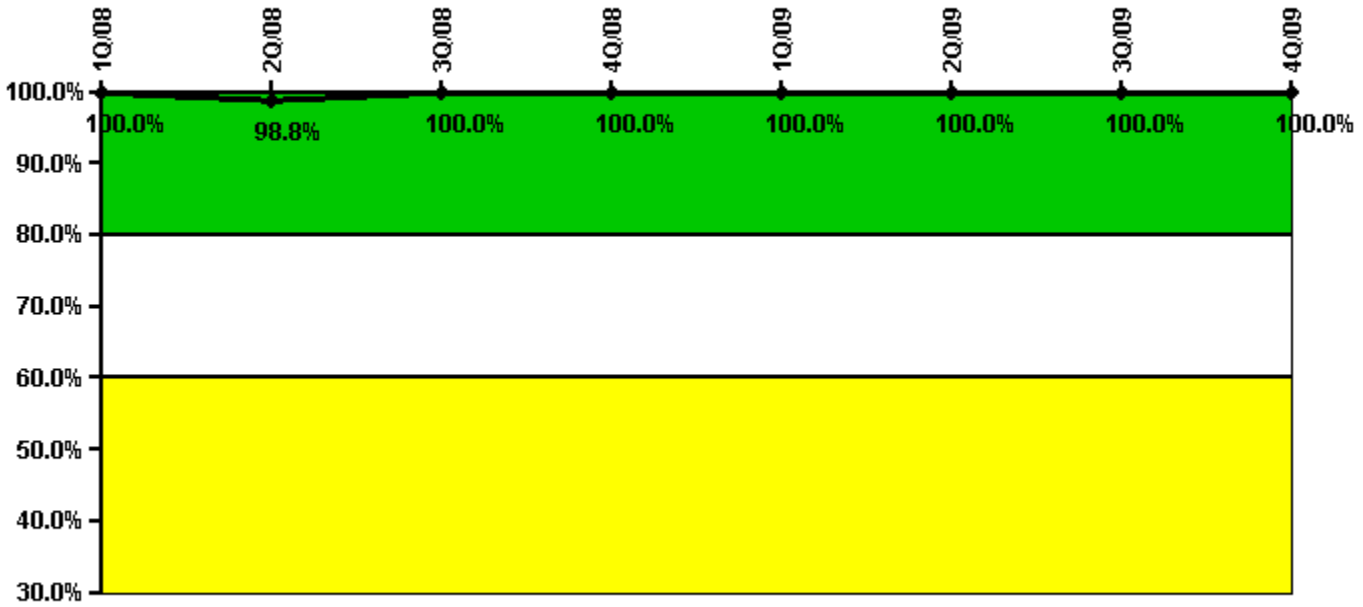
Thresholds: White < 90.0% Yellow < 70.0%

Notes

Drill/Exercise Performance	1Q/08	2Q/08	3Q/08	4Q/08	1Q/09	2Q/09	3Q/09	4Q/09
Successful opportunities	4.0	27.0	62.0	51.0	30.0	62.0	40.0	64.0
Total opportunities	4.0	28.0	64.0	53.0	30.0	62.0	42.0	65.0
Indicator value	97.4%	97.3%	97.0%	96.5%	96.7%	97.9%	97.6%	97.7%

Licensee Comments: none

ERO Drill Participation



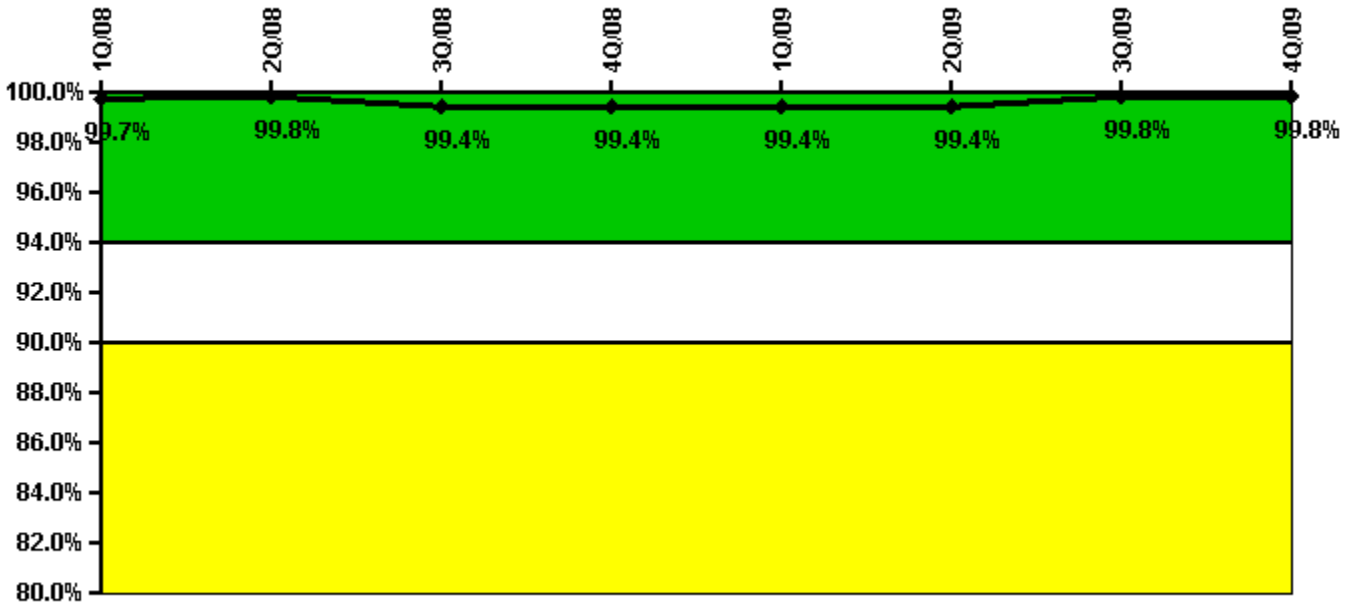
Thresholds: White < 80.0% Yellow < 60.0%

Notes

ERO Drill Participation	1Q/08	2Q/08	3Q/08	4Q/08	1Q/09	2Q/09	3Q/09	4Q/09
Participating Key personnel	74.0	80.0	83.0	82.0	78.0	77.0	76.0	72.0
Total Key personnel	74.0	81.0	83.0	82.0	78.0	77.0	76.0	72.0
Indicator value	100.0%	98.8%	100.0%	100.0%	100.0%	100.0%	100.0%	100.0%

Licensee Comments: none

Alert & Notification System



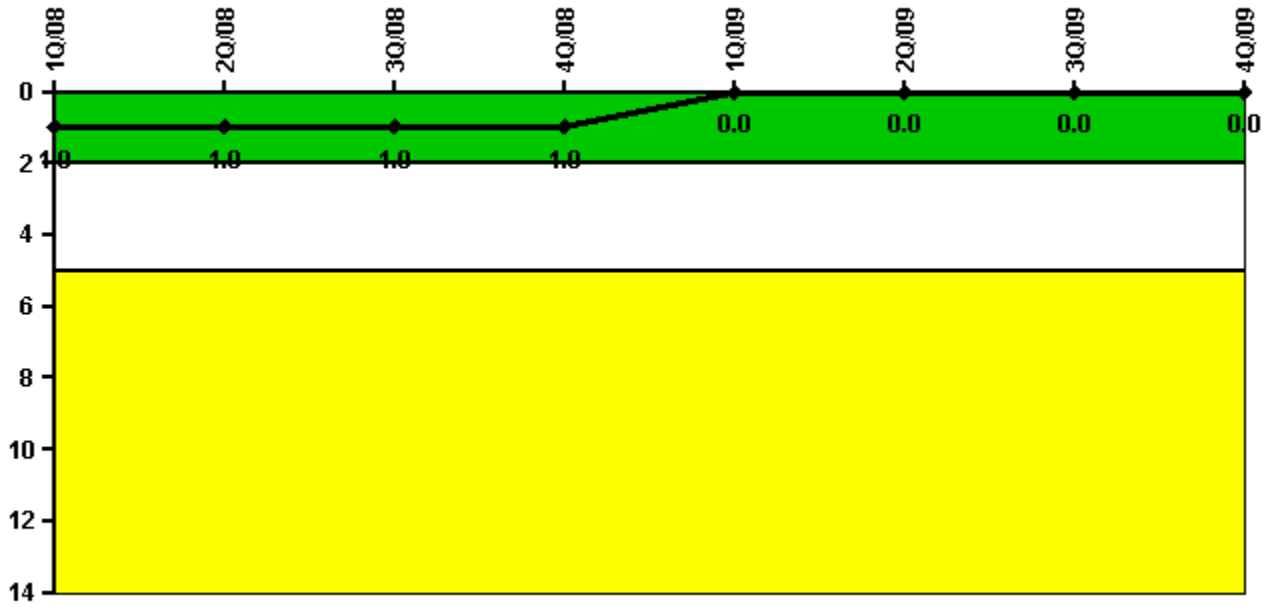
Thresholds: White < 94.0% Yellow < 90.0%

Notes

Alert & Notification System	1Q/08	2Q/08	3Q/08	4Q/08	1Q/09	2Q/09	3Q/09	4Q/09
Successful siren-tests	5996	6003	6006	5995	5915	6006	6106	5998
Total sirens-tests	6011	6016	6108	6016	5922	6016	6110	6016
Indicator value	99.7%	99.8%	99.4%	99.4%	99.4%	99.4%	99.8%	99.8%

Licensee Comments: none

Occupational Exposure Control Effectiveness



Thresholds: White > 2.0 Yellow > 5.0

Notes

Occupational Exposure Control Effectiveness	1Q/08	2Q/08	3Q/08	4Q/08	1Q/09	2Q/09	3Q/09	4Q/09
High radiation area occurrences	1	0	0	0	0	0	0	0
Very high radiation area occurrences	0	0	0	0	0	0	0	0
Unintended exposure occurrences	0	0	0	0	0	0	0	0
Indicator value	1	1	1	1	0	0	0	0

Licensee Comments: none

RETS/ODCM Radiological Effluent



Thresholds: White > 1.0 Yellow > 3.0

Notes

RETS/ODCM Radiological Effluent	1Q/08	2Q/08	3Q/08	4Q/08	1Q/09	2Q/09	3Q/09	4Q/09
RETS/ODCM occurrences	0	0	0	0	0	0	0	0
Indicator value	0	0	0	0	0	0	0	0

Licensee Comments: none

[Security](#) information not publicly available.