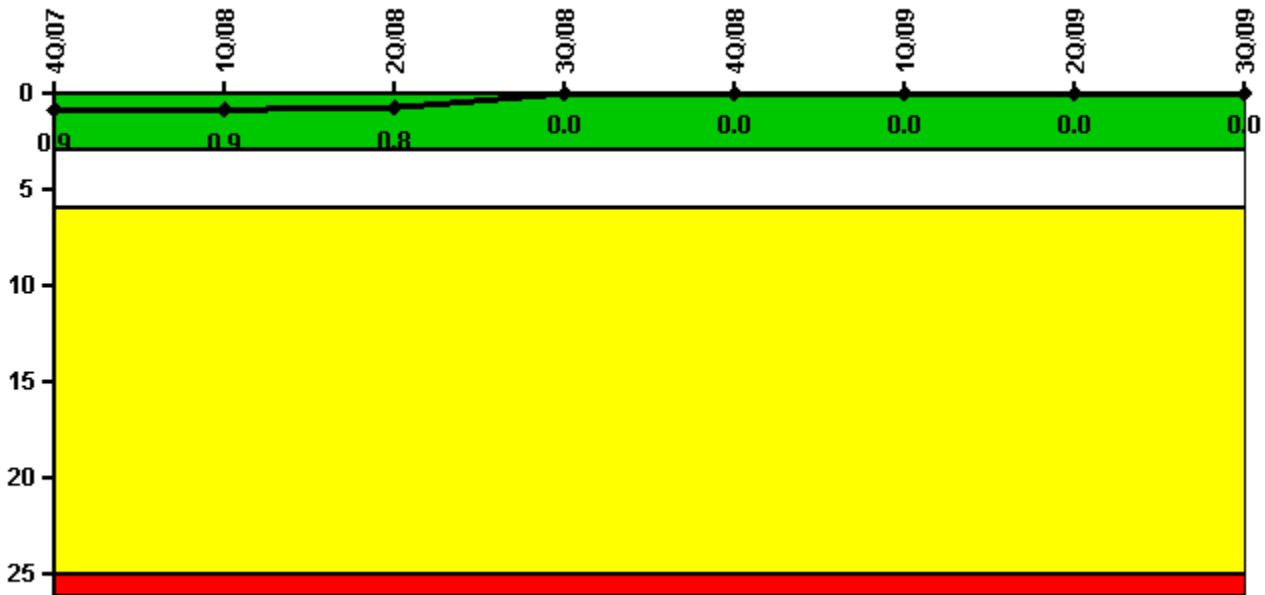


# Vermont Yankee

## 3Q/2009 Performance Indicators

Licensee's General Comments: none

### Unplanned Scrams per 7000 Critical Hrs



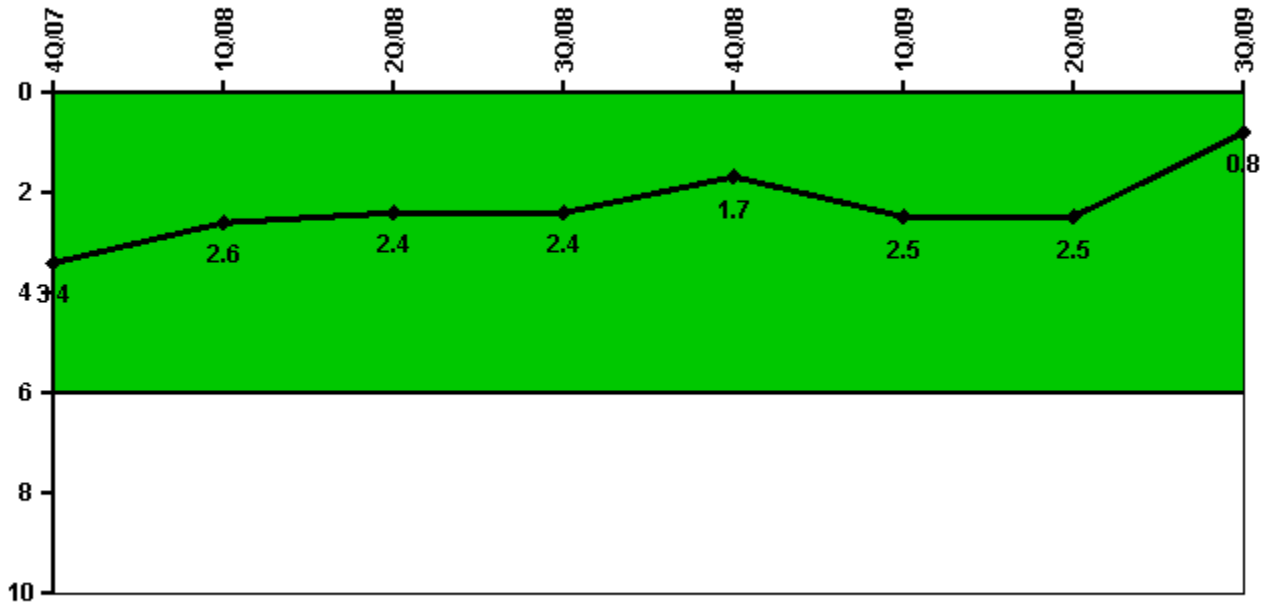
Thresholds: White > 3.0 Yellow > 6.0 Red > 25.0

### Notes

Unplanned Scrams per 7000 Critical Hrs	4Q/07	1Q/08	2Q/08	3Q/08	4Q/08	1Q/09	2Q/09	3Q/09
Unplanned scrams	0	0	0	0	0	0	0	0
Critical hours	2209.0	2183.0	2184.0	2208.0	1694.6	2159.0	2184.0	2208.0
Indicator value	0.9	0.9	0.8	0	0	0	0	0

Licensee Comments: none

## Unplanned Power Changes per 7000 Critical Hrs



Thresholds: White > 6.0

### Notes

Unplanned Power Changes per 7000 Critical Hrs	4Q/07	1Q/08	2Q/08	3Q/08	4Q/08	1Q/09	2Q/09	3Q/09
Unplanned power changes	1.0	0	0	2.0	0	1.0	0	0
Critical hours	2209.0	2183.0	2184.0	2208.0	1694.6	2159.0	2184.0	2208.0
Indicator value	3.4	2.6	2.4	2.4	1.7	2.5	2.5	0.8

Licensee Comments: none

# Unplanned Scrams with Complications



Thresholds: White > 1.0

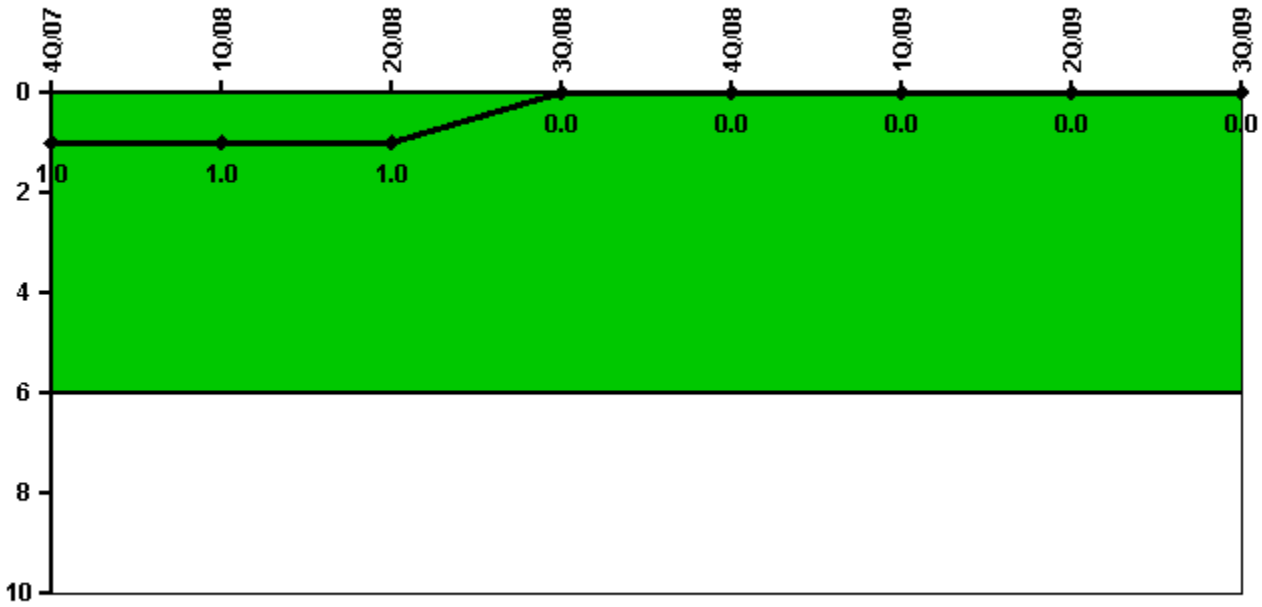
## Notes

Unplanned Scrams with Complications	4Q/07	1Q/08	2Q/08	3Q/08	4Q/08	1Q/09	2Q/09	3Q/09
Scrams with complications	0	0	0	0	0	0	0	0
Indicator value	0.0	0.0	0.0	0.0	0.0	0.0	0.0	0.0

Licensee Comments: none

---

## Safety System Functional Failures (BWR)



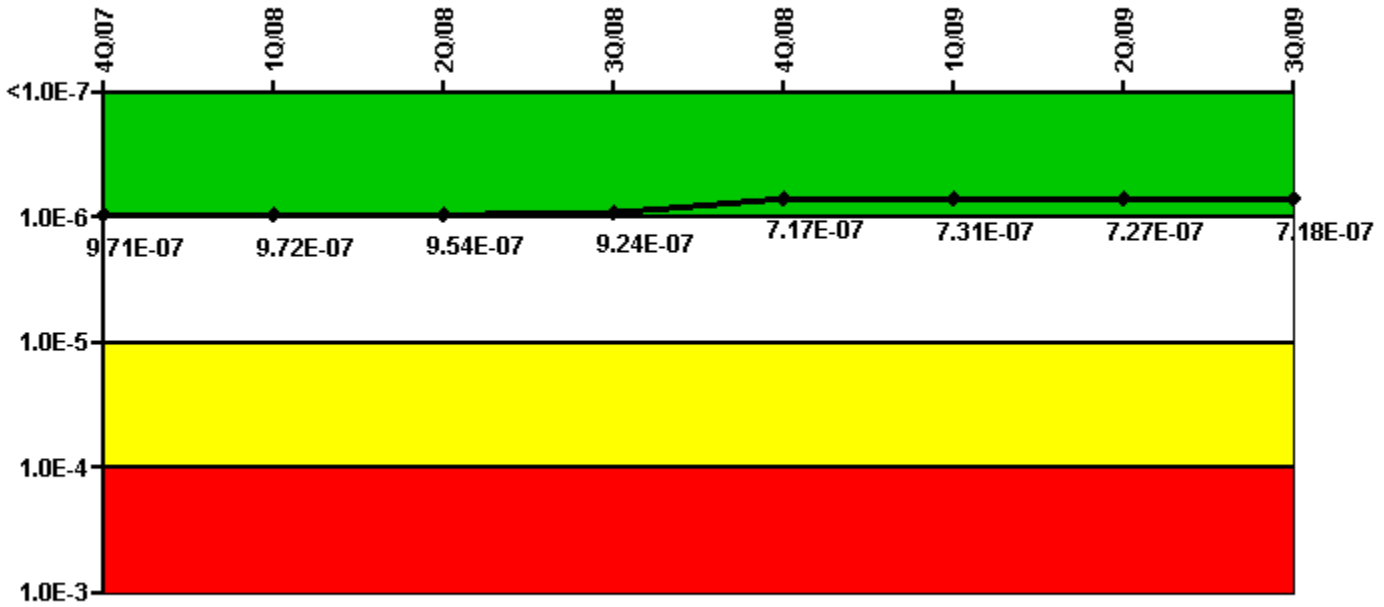
Thresholds: White > 6.0

### Notes

Safety System Functional Failures (BWR)	4Q/07	1Q/08	2Q/08	3Q/08	4Q/08	1Q/09	2Q/09	3Q/09
Safety System Functional Failures	0	0	0	0	0	0	0	0
Indicator value	1	1	1	0	0	0	0	0

Licensee Comments: none

# Mitigating Systems Performance Index, Emergency AC Power System



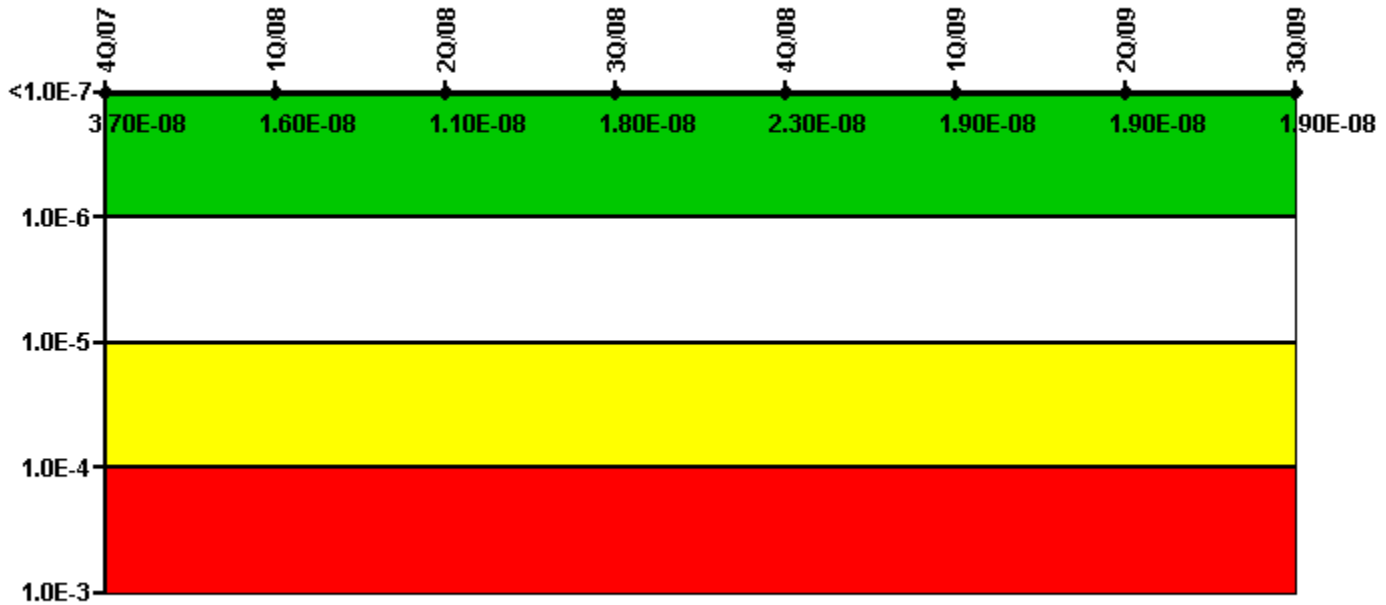
Thresholds: White > 1.00E-6 Yellow > 1.00E-5 Red > 1.00E-4

## Notes

Mitigating Systems Performance Index, Emergency AC Power System	4Q/07	1Q/08	2Q/08	3Q/08	4Q/08	1Q/09	2Q/09	3Q/09
UAI ( $\Delta$ CDF)	-2.90E-08	1.20E-08	1.40E-08	1.40E-08	-1.30E-08	1.10E-08	-1.30E-08	-3.20E-08
URI ( $\Delta$ CDF)	1.00E-06	9.60E-07	9.40E-07	9.10E-07	7.30E-07	7.20E-07	7.40E-07	7.50E-07
PLE	NO	NO	NO	NO	NO	NO	NO	NO
Indicator value	9.71E-07	9.72E-07	9.54E-07	9.24E-07	7.17E-07	7.31E-07	7.27E-07	7.18E-07

Licensee Comments: none

# Mitigating Systems Performance Index, High Pressure Injection System



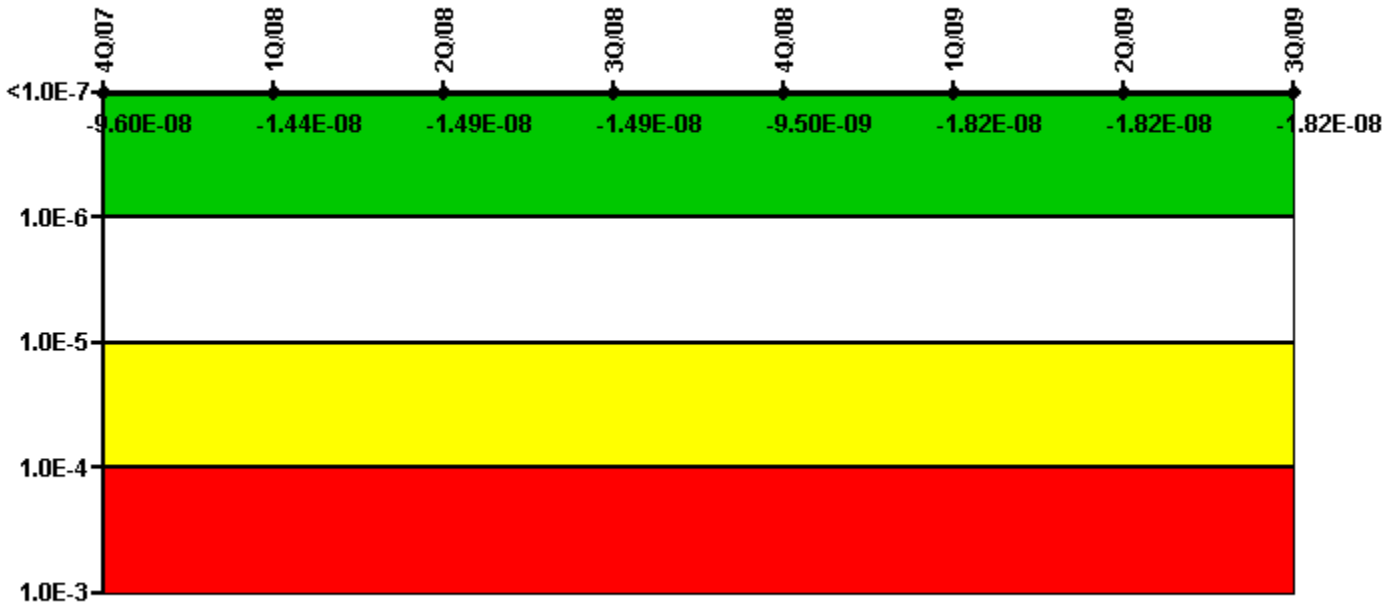
Thresholds: White > 1.00E-6 Yellow > 1.00E-5 Red > 1.00E-4

## Notes

Mitigating Systems Performance Index, High Pressure Injection System	4Q/07	1Q/08	2Q/08	3Q/08	4Q/08	1Q/09	2Q/09	3Q/09
UAI ( $\Delta$ CDF)	6.90E-08	9.00E-08	8.90E-08	8.80E-08	8.90E-08	8.90E-08	8.90E-08	8.10E-08
URI ( $\Delta$ CDF)	-3.20E-08	-7.40E-08	-7.80E-08	-7.00E-08	-6.60E-08	-7.00E-08	-7.00E-08	-6.20E-08
PLE	NO	NO	NO	NO	NO	NO	NO	NO
Indicator value	3.70E-08	1.60E-08	1.10E-08	1.80E-08	2.30E-08	1.90E-08	1.90E-08	1.90E-08

Licensee Comments: none

# Mitigating Systems Performance Index, Heat Removal System



Thresholds: White > 1.00E-6 Yellow > 1.00E-5 Red > 1.00E-4

## Notes

Mitigating Systems Performance Index, Heat Removal System	4Q/07	1Q/08	2Q/08	3Q/08	4Q/08	1Q/09	2Q/09	3Q/09
UAI ( $\Delta$ CDF)	-1.30E-08	-1.40E-09	-1.90E-09	-1.90E-09	3.50E-09	-5.20E-09	-5.20E-09	-5.20E-09
URI ( $\Delta$ CDF)	-8.30E-08	-1.30E-08	-1.30E-08	-1.30E-08	-1.30E-08	-1.30E-08	-1.30E-08	-1.30E-08
PLE	NO	NO	NO	NO	NO	NO	NO	NO
Indicator value	-9.60E-08	-1.44E-08	-1.49E-08	-1.49E-08	-9.50E-09	-1.82E-08	-1.82E-08	-1.82E-08

Licensee Comments: none

# Mitigating Systems Performance Index, Residual Heat Removal System



Thresholds: White > 1.00E-6 Yellow > 1.00E-5 Red > 1.00E-4

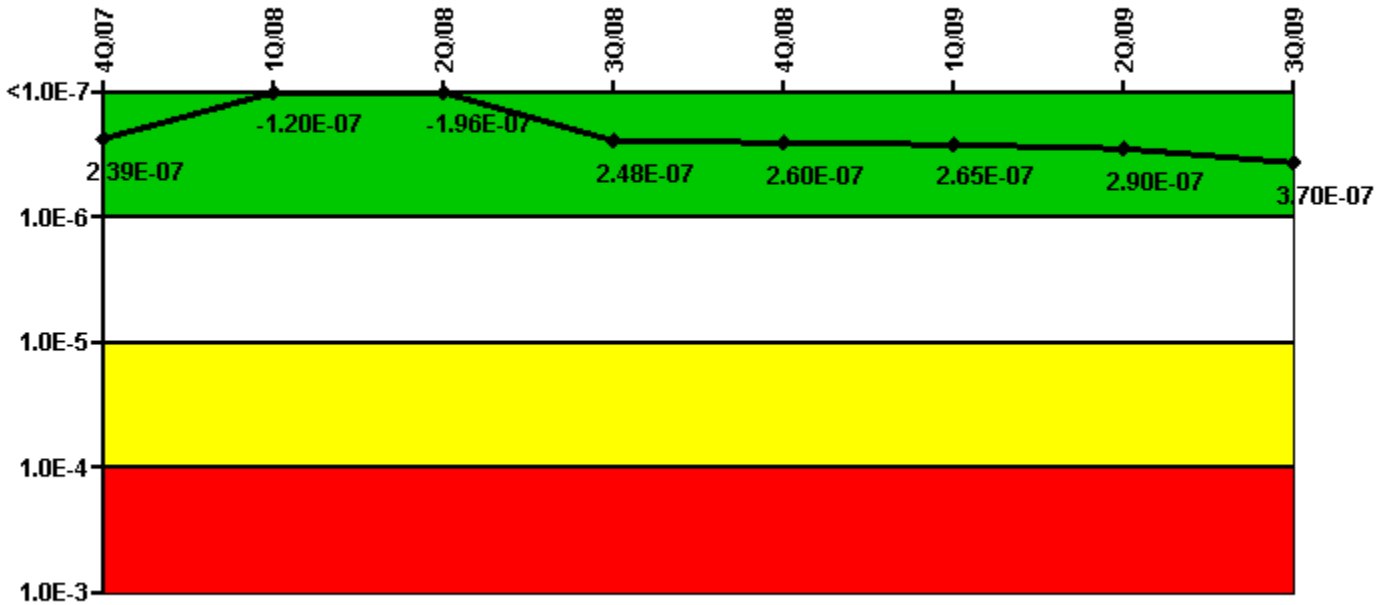
## Notes

Mitigating Systems Performance Index, Residual Heat Removal System	4Q/07	1Q/08	2Q/08	3Q/08	4Q/08	1Q/09	2Q/09	3Q/09
UAI ( $\Delta$ CDF)	-2.30E-08	-4.00E-08	-4.00E-08	-4.00E-08	-4.00E-08	-4.00E-08	-4.00E-08	-4.00E-08
URI ( $\Delta$ CDF)	-1.00E-07	-2.10E-07	-2.10E-07	-2.00E-07	-2.00E-07	-2.00E-07	-2.00E-07	-2.00E-07
PLE	NO	NO	NO	NO	NO	NO	NO	NO
Indicator value	-1.23E-07	-2.50E-07	-2.50E-07	-2.40E-07	-2.40E-07	-2.40E-07	-2.40E-07	-2.40E-07

Licensee Comments: none



# Mitigating Systems Performance Index, Cooling Water Systems



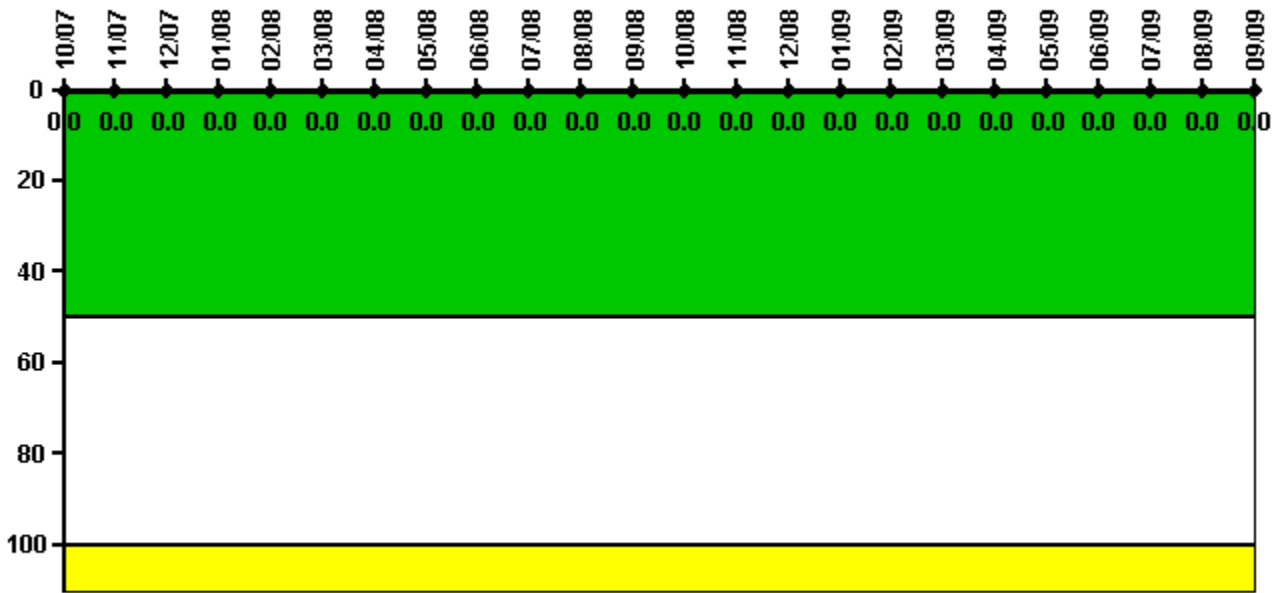
Thresholds: White > 1.00E-6 Yellow > 1.00E-5 Red > 1.00E-4

## Notes

Mitigating Systems Performance Index, Cooling Water Systems	4Q/07	1Q/08	2Q/08	3Q/08	4Q/08	1Q/09	2Q/09	3Q/09
UAI ( $\Delta$ CDF)	3.30E-07	1.80E-07	8.40E-08	1.90E-07	1.90E-07	1.90E-07	1.90E-07	2.00E-07
URI ( $\Delta$ CDF)	-9.10E-08	-3.00E-07	-2.80E-07	5.80E-08	7.00E-08	7.50E-08	1.00E-07	1.70E-07
PLE	NO	NO	NO	NO	NO	NO	NO	NO
Indicator value	2.39E-07	-1.20E-07	-1.96E-07	2.48E-07	2.60E-07	2.65E-07	2.90E-07	3.70E-07

Licensee Comments: none

# Reactor Coolant System Activity



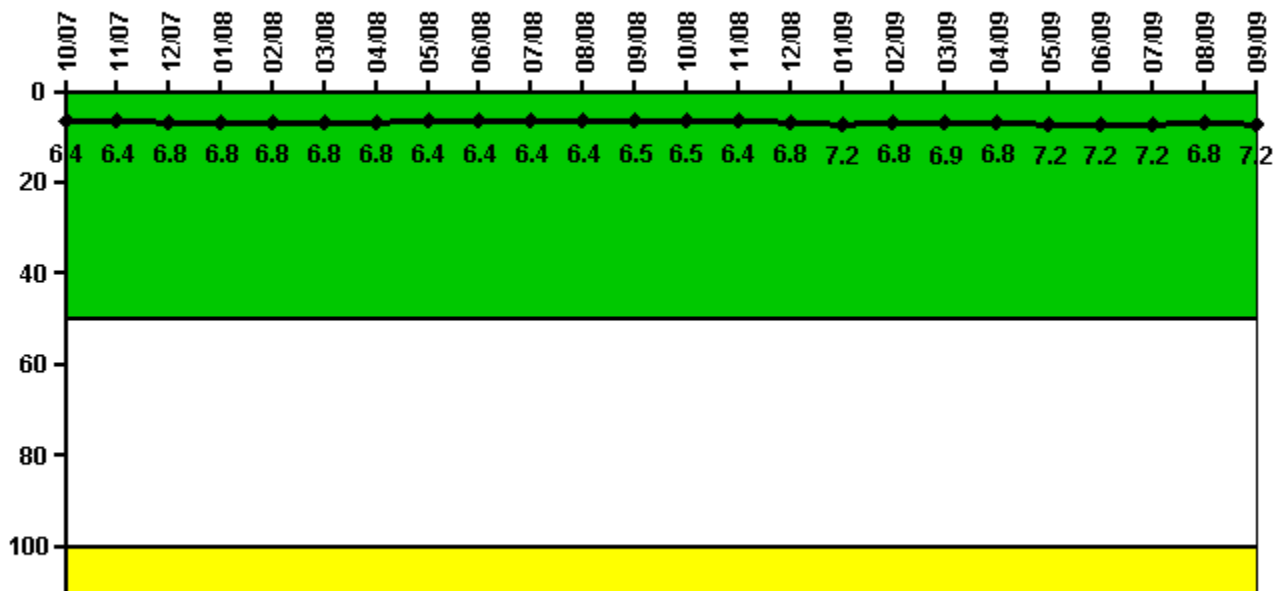
Thresholds: White > 50.0 Yellow > 100.0

## Notes

Reactor Coolant System Activity	10/07	11/07	12/07	1/08	2/08	3/08	4/08	5/08	6/08	7/08	8/08	9/08
Maximum activity	0.000046	0.000032	0.000037	0.000034	0.000023	0.000027	0.000031	0.000037	0.000030	0.000054	0.000047	0.000030
Technical specification limit	1.1	1.1	1.1	1.1	1.1	1.1	1.1	1.1	1.1	1.1	1.1	1.1
Indicator value	0	0	0	0	0	0	0	0	0	0	0	0
Reactor Coolant System Activity	10/08	11/08	12/08	1/09	2/09	3/09	4/09	5/09	6/09	7/09	8/09	9/09
Maximum activity	0.000037	0.000011	0.000007	0.000008	0.000013	0.000016	0.000012	0.000021	0.000024	0.000022	0.000023	0.000022
Technical specification limit	1.1	1.1	1.1	1.1	1.1	1.1	1.1	1.1	1.1	1.1	1.1	1.1
Indicator value	0	0	0	0	0	0	0	0	0	0	0	0

Licensee Comments: none

## Reactor Coolant System Leakage



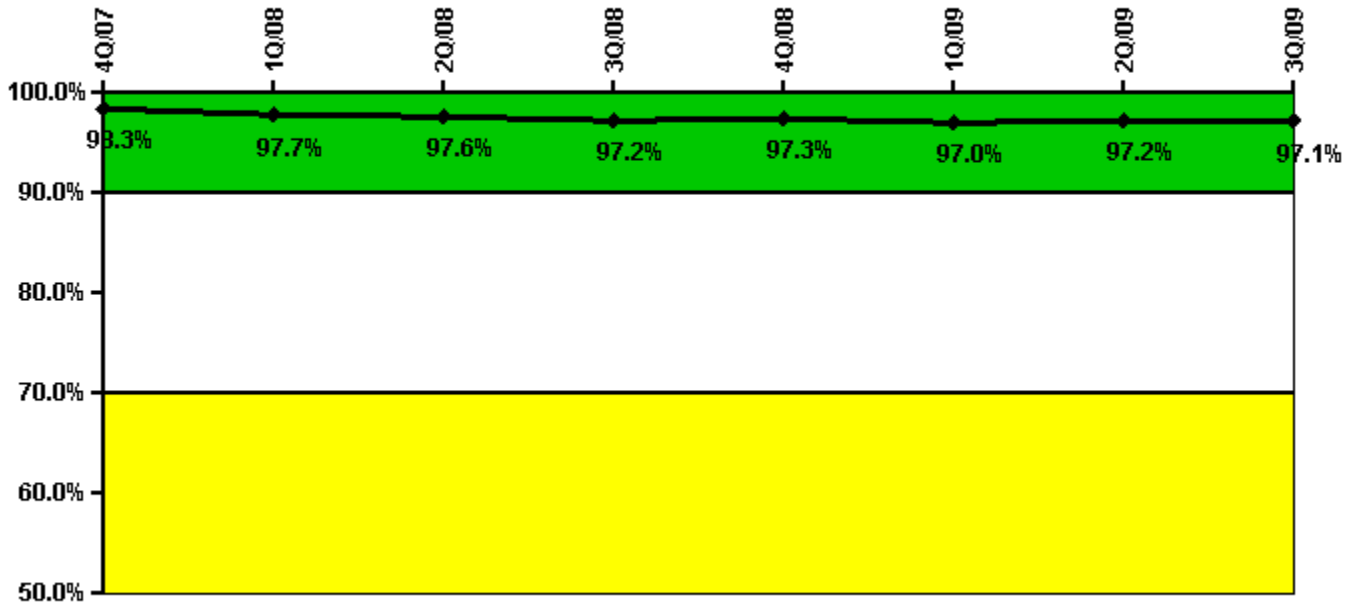
Thresholds: White > 50.0 Yellow > 100.0

### Notes

<b>Reactor Coolant System Leakage</b>	<b>10/07</b>	<b>11/07</b>	<b>12/07</b>	<b>1/08</b>	<b>2/08</b>	<b>3/08</b>	<b>4/08</b>	<b>5/08</b>	<b>6/08</b>	<b>7/08</b>	<b>8/08</b>	<b>9/08</b>
Maximum leakage	1.600	1.600	1.700	1.700	1.700	1.700	1.700	1.600	1.600	1.600	1.600	1.630
Technical specification limit	25.0	25.0	25.0	25.0	25.0	25.0	25.0	25.0	25.0	25.0	25.0	25.0
Indicator value	6.4	6.4	6.8	6.8	6.8	6.8	6.8	6.4	6.4	6.4	6.4	6.5
<b>Reactor Coolant System Leakage</b>	<b>10/08</b>	<b>11/08</b>	<b>12/08</b>	<b>1/09</b>	<b>2/09</b>	<b>3/09</b>	<b>4/09</b>	<b>5/09</b>	<b>6/09</b>	<b>7/09</b>	<b>8/09</b>	<b>9/09</b>
Maximum leakage	1.620	1.600	1.700	1.800	1.700	1.720	1.700	1.800	1.800	1.800	1.700	1.800
Technical specification limit	25.0	25.0	25.0	25.0	25.0	25.0	25.0	25.0	25.0	25.0	25.0	25.0
Indicator value	6.5	6.4	6.8	7.2	6.8	6.9	6.8	7.2	7.2	7.2	6.8	7.2

Licensee Comments: none

## Drill/Exercise Performance



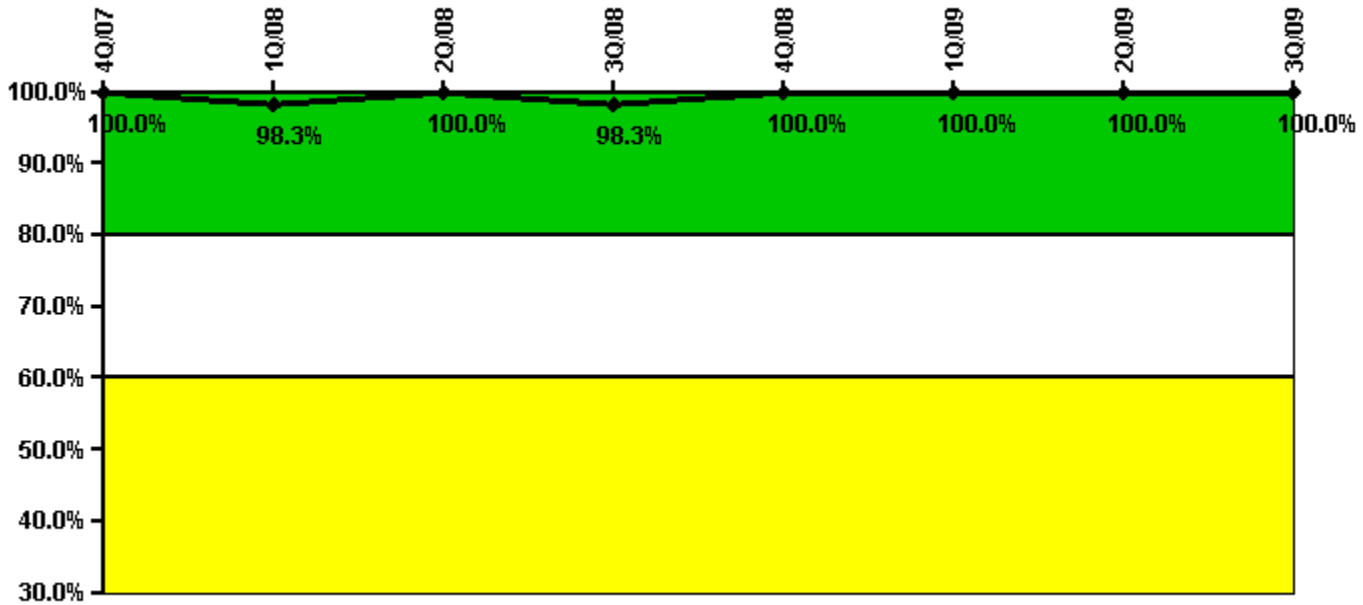
Thresholds: White < 90.0% Yellow < 70.0%

### Notes

Drill/Exercise Performance	4Q/07	1Q/08	2Q/08	3Q/08	4Q/08	1Q/09	2Q/09	3Q/09
Successful opportunities	27.0	40.0	36.0	75.0	17.0	49.0	48.0	70.0
Total opportunities	28.0	42.0	36.0	78.0	18.0	52.0	48.0	71.0
Indicator value	98.3%	97.7%	97.6%	97.2%	97.3%	97.0%	97.2%	97.1%

Licensee Comments: none

## ERO Drill Participation



Thresholds: White < 80.0% Yellow < 60.0%

### Notes

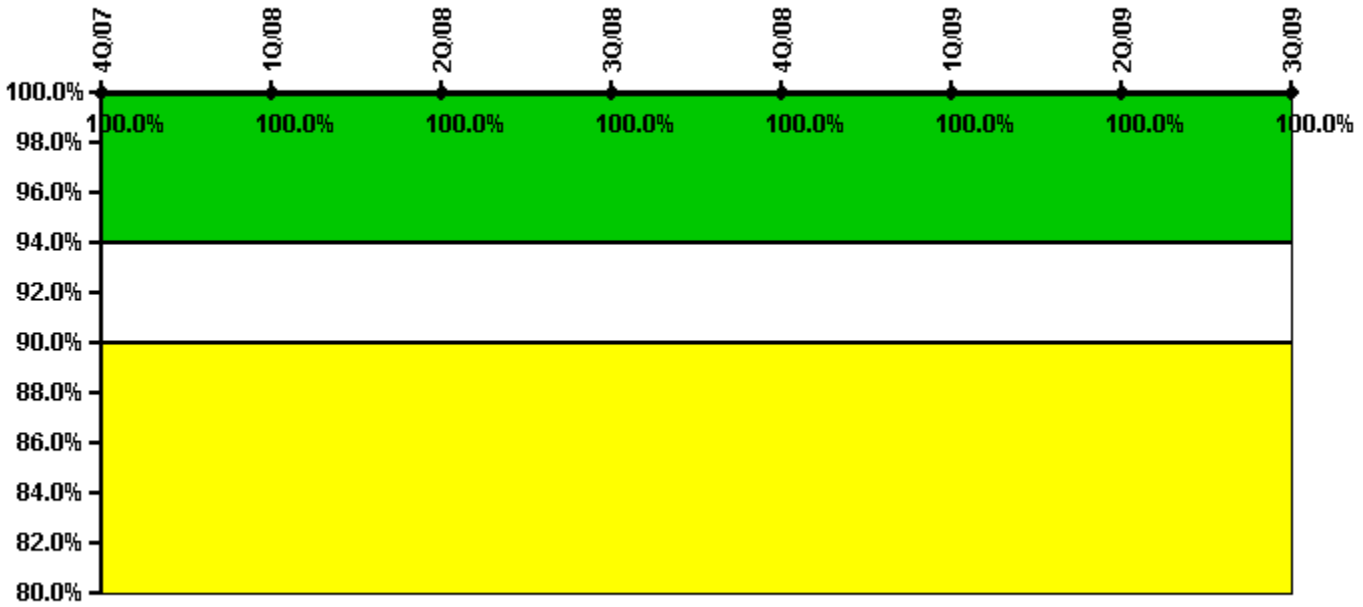
ERO Drill Participation	4Q/07	1Q/08	2Q/08	3Q/08	4Q/08	1Q/09	2Q/09	3Q/09
Participating Key personnel	67.0	58.0	62.0	59.0	57.0	61.0	63.0	66.0
Total Key personnel	67.0	59.0	62.0	60.0	57.0	61.0	63.0	66.0
Indicator value	100.0%	98.3%	100.0%	98.3%	100.0%	100.0%	100.0%	100.0%

Licensee Comments:

3Q/09: Data correction made to correct minor data entry error for 6/2009 VY drill participation data. Correct made on 8/10/09.

2Q/09: Data correction made to correct minor data entry error for 6/2009 VY drill participation data. Correct made on 8/10/09.

# Alert & Notification System



Thresholds: White < 94.0% Yellow < 90.0%

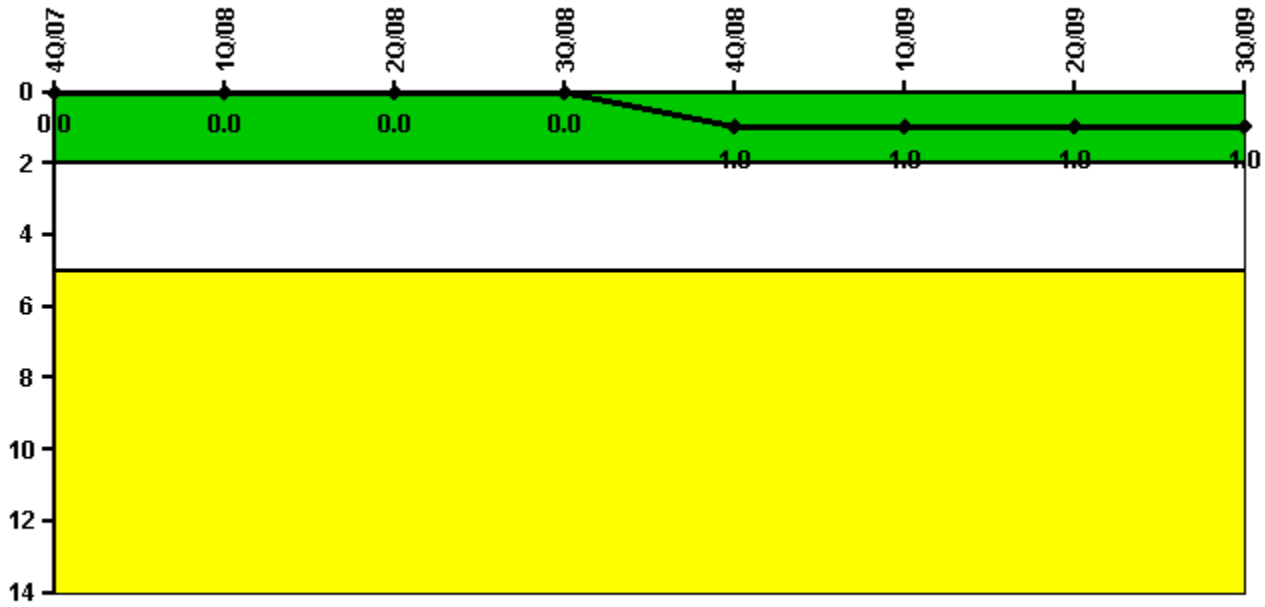
## Notes

Alert & Notification System	4Q/07	1Q/08	2Q/08	3Q/08	4Q/08	1Q/09	2Q/09	3Q/09
Successful siren-tests	63	63	63	63	63	63	63	63
Total sirens-tests	63	63	63	63	63	63	63	63
Indicator value	100.0%	100.0%	100.0%	100.0%	100.0%	100.0%	100.0%	100.0%

Licensee Comments: none

---

## Occupational Exposure Control Effectiveness



Thresholds: White > 2.0 Yellow > 5.0

### Notes

Occupational Exposure Control Effectiveness	4Q/07	1Q/08	2Q/08	3Q/08	4Q/08	1Q/09	2Q/09	3Q/09
High radiation area occurrences	0	0	0	0	1	0	0	0
Very high radiation area occurrences	0	0	0	0	0	0	0	0
Unintended exposure occurrences	0	0	0	0	0	0	0	0
<b>Indicator value</b>	<b>0</b>	<b>0</b>	<b>0</b>	<b>0</b>	<b>1</b>	<b>1</b>	<b>1</b>	<b>1</b>

Licensee Comments: none

---

# RETS/ODCM Radiological Effluent



Thresholds: White > 1.0 Yellow > 3.0

## Notes

RETS/ODCM Radiological Effluent	4Q/07	1Q/08	2Q/08	3Q/08	4Q/08	1Q/09	2Q/09	3Q/09
RETS/ODCM occurrences	0	0	0	0	0	0	0	0
Indicator value	0	0	0	0	0	0	0	0

Licensee Comments: none

[Security](#) information not publicly available.