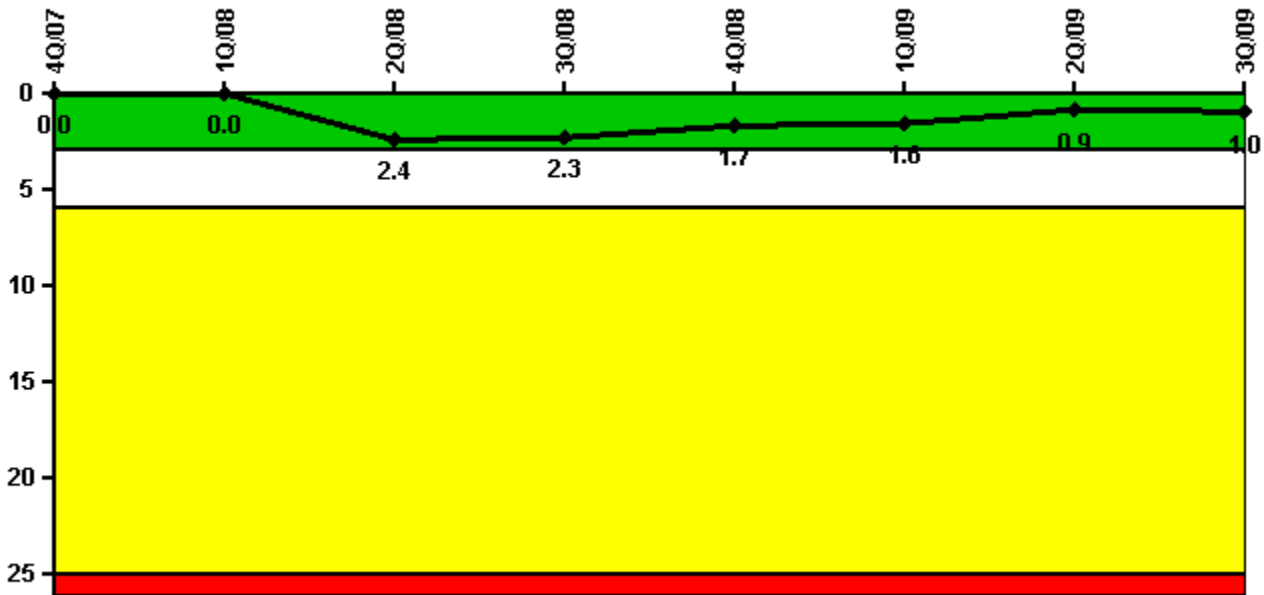


Saint Lucie 2

3Q/2009 Performance Indicators

Licensee's General Comments: none

Unplanned Scrams per 7000 Critical Hrs



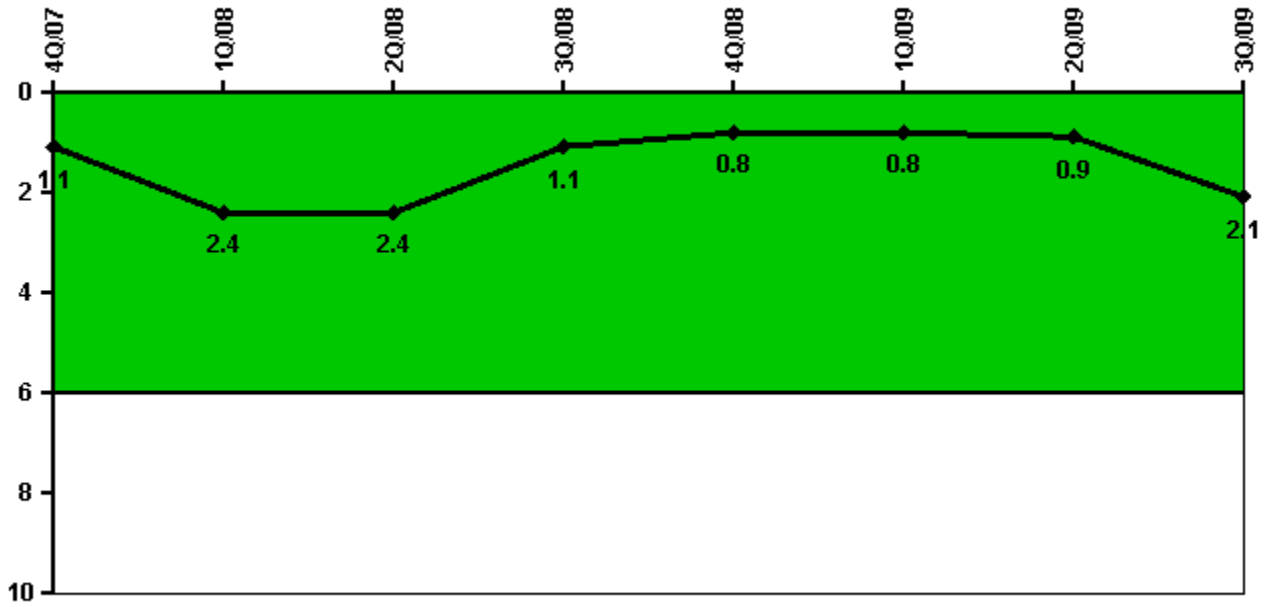
Thresholds: White > 3.0 Yellow > 6.0 Red > 25.0

Notes

Unplanned Scrams per 7000 Critical Hrs	4Q/07	1Q/08	2Q/08	3Q/08	4Q/08	1Q/09	2Q/09	3Q/09
Unplanned scrams	0	0	2.0	0	0	0	1.0	0
Critical hours	0	1861.5	2112.2	2208.0	2209.0	2159.0	1018.6	1402.9
Indicator value	0	0	2.4	2.3	1.7	1.6	0.9	1.0

Licensee Comments: none

Unplanned Power Changes per 7000 Critical Hrs



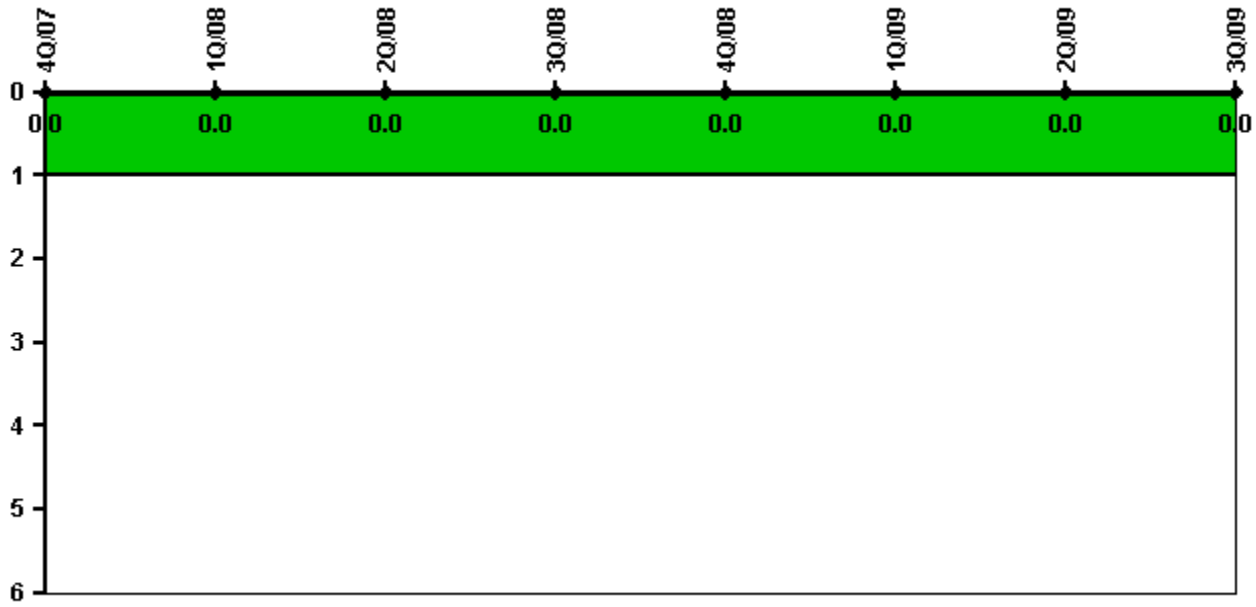
Thresholds: White > 6.0

Notes

Unplanned Power Changes per 7000 Critical Hrs	4Q/07	1Q/08	2Q/08	3Q/08	4Q/08	1Q/09	2Q/09	3Q/09
Unplanned power changes	0	1.0	0	0	0	1.0	0	1.0
Critical hours	0	1861.5	2112.2	2208.0	2209.0	2159.0	1018.6	1402.9
Indicator value	1.1	2.4	2.4	1.1	0.8	0.8	0.9	2.1

Licensee Comments: none

Unplanned Scrams with Complications



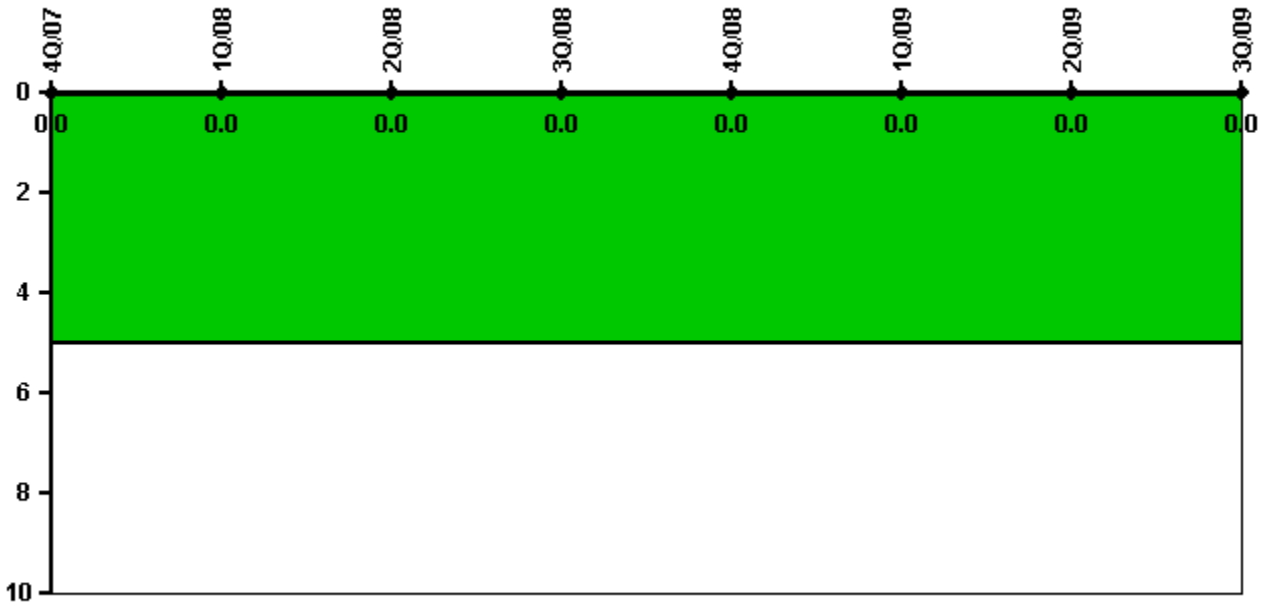
Thresholds: White > 1.0

Notes

Unplanned Scrams with Complications	4Q/07	1Q/08	2Q/08	3Q/08	4Q/08	1Q/09	2Q/09	3Q/09
Scrams with complications	0	0	0	0	0	0	0	0
Indicator value	0.0	0.0	0.0	0.0	0.0	0.0	0.0	0.0

Licensee Comments: none

Safety System Functional Failures (PWR)



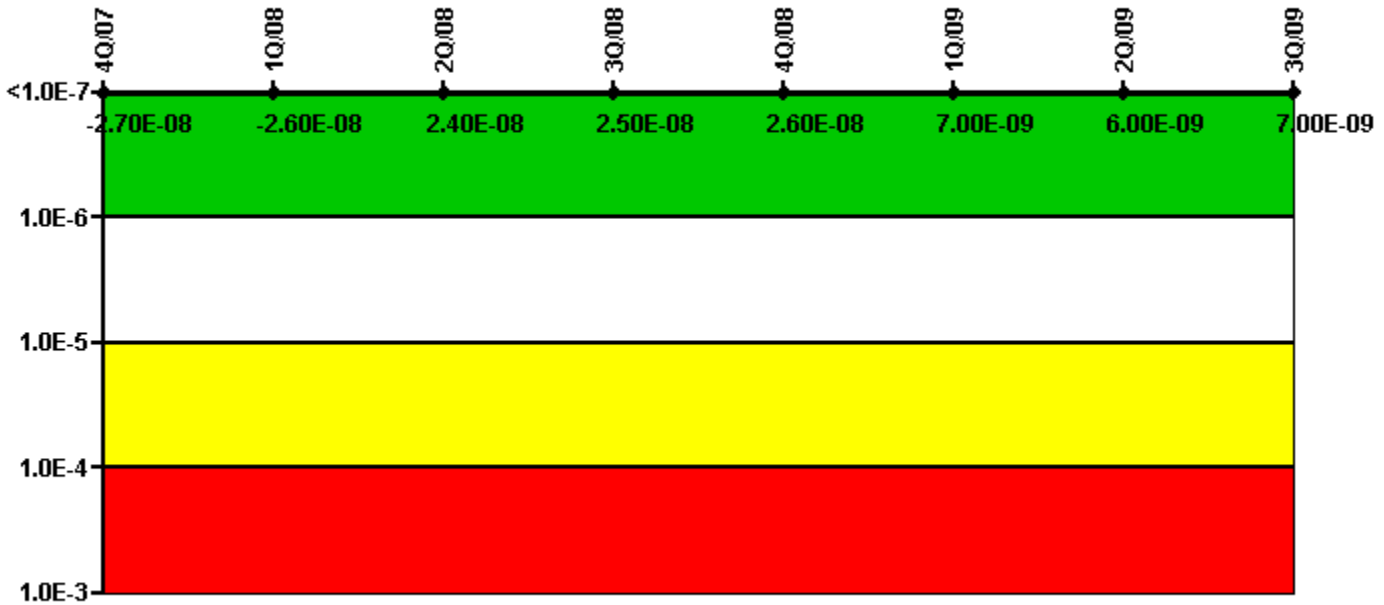
Thresholds: White > 5.0

Notes

Safety System Functional Failures (PWR)	4Q/07	1Q/08	2Q/08	3Q/08	4Q/08	1Q/09	2Q/09	3Q/09
Safety System Functional Failures	0	0	0	0	0	0	0	0
Indicator value	0	0	0	0	0	0	0	0

Licensee Comments: none

Mitigating Systems Performance Index, Emergency AC Power System




Thresholds: White > 1.00E-6 Yellow > 1.00E-5 Red > 1.00E-4

Notes

Mitigating Systems Performance Index, Emergency AC Power System	4Q/07	1Q/08	2Q/08	3Q/08	4Q/08	1Q/09	2Q/09	3Q/09
UAI (Δ CDF)	3.20E-08	3.30E-08	5.50E-08	5.60E-08	5.70E-08	3.80E-08	3.70E-08	3.80E-08
URI (Δ CDF)	-5.90E-08	-5.90E-08	-3.10E-08	-3.10E-08	-3.10E-08	-3.10E-08	-3.10E-08	-3.10E-08
PLE	NO	NO	NO	NO	NO	NO	NO	NO
Indicator value	-2.70E-08	-2.60E-08	2.40E-08	2.50E-08	2.60E-08	7.00E-09	6.00E-09	7.00E-09

Licensee Comments: none

Mitigating Systems Performance Index, High Pressure Injection System




Thresholds: White > 1.00E-6 Yellow > 1.00E-5 Red > 1.00E-4

Notes

Mitigating Systems Performance Index, High Pressure Injection System	4Q/07	1Q/08	2Q/08	3Q/08	4Q/08	1Q/09	2Q/09	3Q/09
UAI (Δ CDF)	5.40E-08	5.00E-08	1.20E-07	9.50E-08	9.70E-08	1.60E-07	1.20E-07	7.40E-08
URI (Δ CDF)	-1.30E-07	-1.30E-07	-1.30E-07	-1.30E-07	-1.30E-07	-1.30E-07	-1.30E-07	-1.30E-07
PLE	NO	NO	NO	NO	NO	NO	NO	NO
Indicator value	-7.60E-08	-8.00E-08	-1.00E-08	-3.50E-08	-3.30E-08	3.00E-08	-1.00E-08	-5.60E-08

Licensee Comments: none

Mitigating Systems Performance Index, Heat Removal System



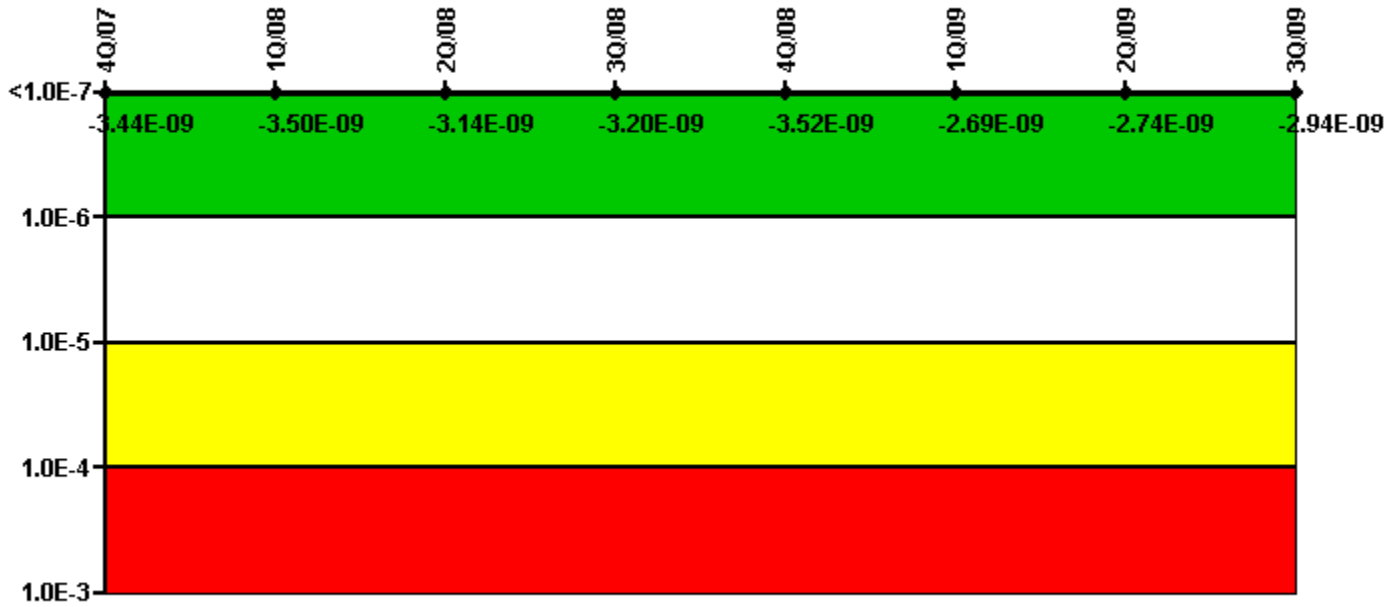
Thresholds: White > 1.00E-6 Yellow > 1.00E-5 Red > 1.00E-4

Notes

Mitigating Systems Performance Index, Heat Removal System	4Q/07	1Q/08	2Q/08	3Q/08	4Q/08	1Q/09	2Q/09	3Q/09
UAI (Δ CDF)	-4.20E-08	-4.20E-08	-4.20E-08	-5.60E-08	-5.60E-08	-5.60E-08	-2.10E-08	-2.00E-08
URI (Δ CDF)	-1.80E-07	-1.80E-07	-1.80E-07	-1.80E-07	-1.80E-07	-1.80E-07	4.20E-09	4.20E-09
PLE	NO	NO	NO	NO	NO	NO	NO	NO
Indicator value	-2.22E-07	-2.22E-07	-2.22E-07	-2.36E-07	-2.36E-07	-2.36E-07	-1.68E-08	-1.58E-08

Licensee Comments: none

Mitigating Systems Performance Index, Residual Heat Removal System



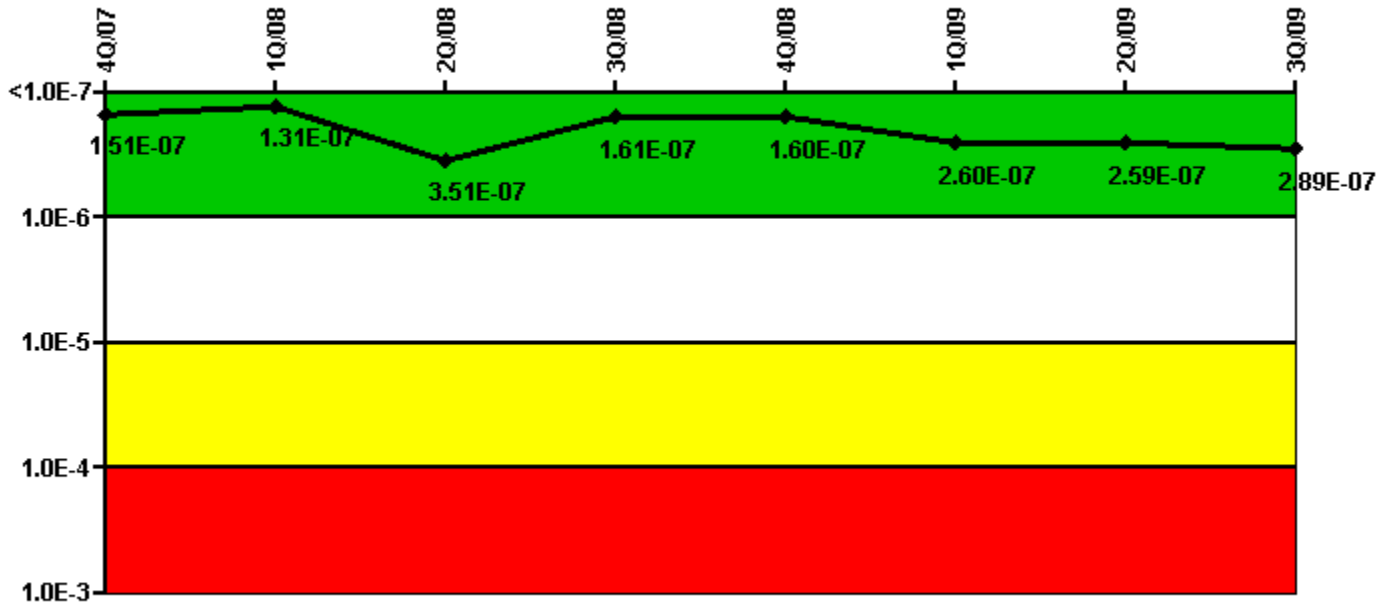
Thresholds: White > 1.00E-6 Yellow > 1.00E-5 Red > 1.00E-4

Notes

Mitigating Systems Performance Index, Residual Heat Removal System	4Q/07	1Q/08	2Q/08	3Q/08	4Q/08	1Q/09	2Q/09	3Q/09
UAI (Δ CDF)	-2.40E-10	-3.00E-10	6.40E-11	4.80E-12	-3.20E-10	5.10E-10	4.60E-10	2.60E-10
URI (Δ CDF)	-3.20E-09	-3.20E-09	-3.20E-09	-3.20E-09	-3.20E-09	-3.20E-09	-3.20E-09	-3.20E-09
PLE	NO	NO	NO	NO	NO	NO	NO	NO
Indicator value	-3.44E-09	-3.50E-09	-3.14E-09	-3.20E-09	-3.52E-09	-2.69E-09	-2.74E-09	-2.94E-09

Licensee Comments: none

Mitigating Systems Performance Index, Cooling Water Systems




Thresholds: White > 1.00E-6 Yellow > 1.00E-5 Red > 1.00E-4

Notes

Mitigating Systems Performance Index, Cooling Water Systems	4Q/07	1Q/08	2Q/08	3Q/08	4Q/08	1Q/09	2Q/09	3Q/09
UAI (ΔCDF)	1.60E-07	1.40E-07	3.60E-07	1.70E-07	1.70E-07	2.70E-07	2.70E-07	3.00E-07
URI (ΔCDF)	-9.00E-09	-9.00E-09	-9.00E-09	-9.00E-09	-1.00E-08	-1.00E-08	-1.10E-08	-1.10E-08
PLE	NO	NO	NO	NO	NO	NO	NO	NO
Indicator value	1.51E-07	1.31E-07	3.51E-07	1.61E-07	1.60E-07	2.60E-07	2.59E-07	2.89E-07

Licensee Comments: none

Reactor Coolant System Activity



Thresholds: White > 50.0 Yellow > 100.0

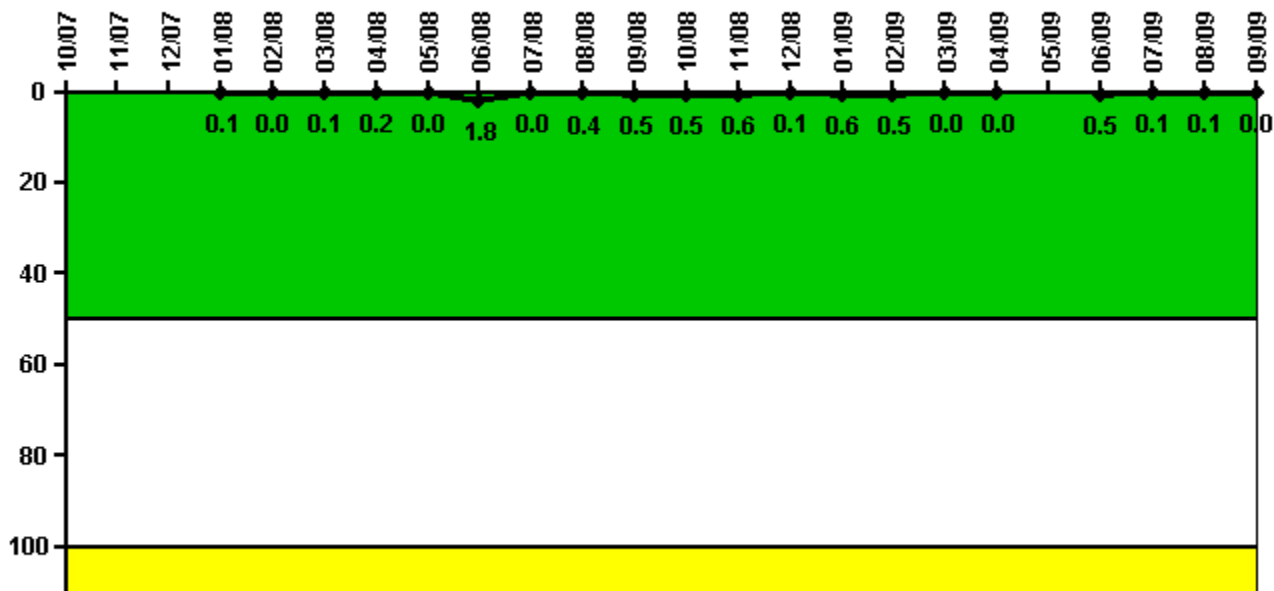
Notes

Reactor Coolant System Activity	10/07	11/07	12/07	1/08	2/08	3/08	4/08	5/08	6/08	7/08	8/08	9/08
Maximum activity	N/A	N/A	N/A	0.000618	0.000533	0.000586	0.000550	0.000604	0.000605	0.000630	0.000668	0.000669
Technical specification limit	1.0	1.0	1.0	1.0	1.0	1.0	1.0	1.0	1.0	1.0	1.0	1.0
Indicator value	N/A	N/A	N/A	0.1	0.1	0.1	0.1	0.1	0.1	0.1	0.1	0.1

Reactor Coolant System Activity	10/08	11/08	12/08	1/09	2/09	3/09	4/09	5/09	6/09	7/09	8/09	9/09
Maximum activity	0.000660	0.000690	0.000690	0.000694	0.000733	0.000785	0.001330	N/A	0.000809	0.000847	0.000864	0.000892
Technical specification limit	1.0	1.0	1.0	1.0	1.0	1.0	1.0	1.0	1.0	1.0	1.0	1.0
Indicator value	0.1	0.1	0.1	0.1	0.1	0.1	0.1	N/A	0.1	0.1	0.1	0.1

Licensee Comments: none

Reactor Coolant System Leakage



Thresholds: White > 50.0 Yellow > 100.0

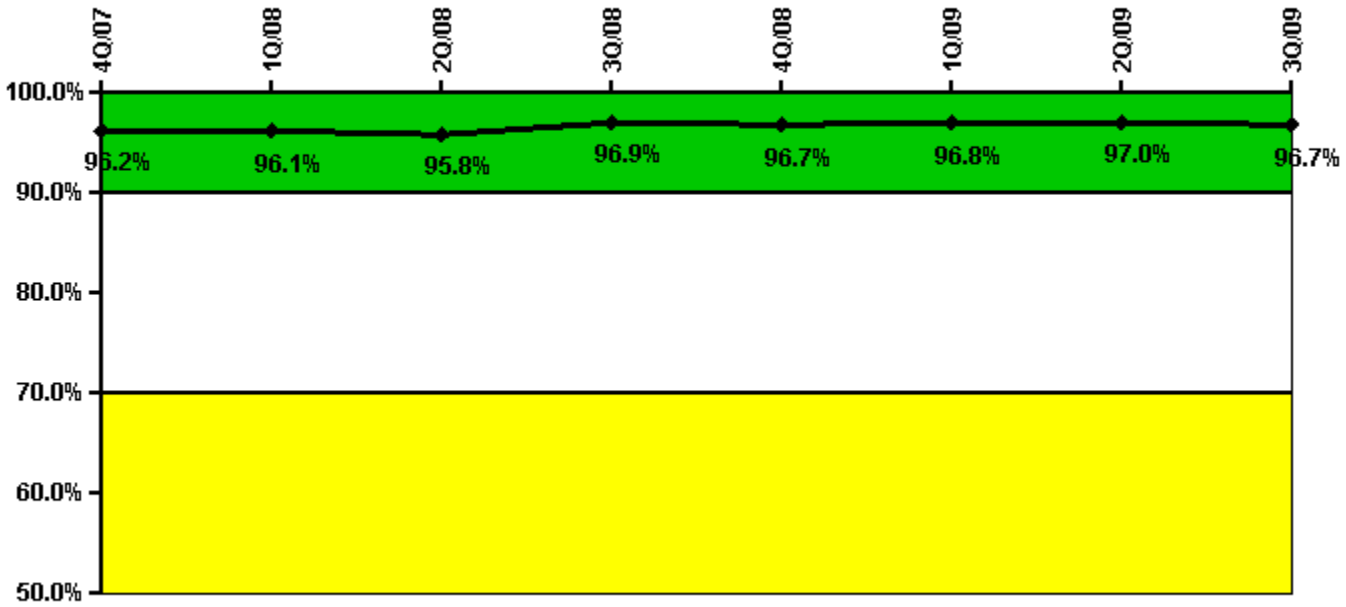
Notes

Reactor Coolant System Leakage	10/07	11/07	12/07	1/08	2/08	3/08	4/08	5/08	6/08	7/08	8/08	9/08
Maximum leakage	N/A	N/A	N/A	0.008	0	0.009	0.020	0.002	0.180	0.002	0.040	0.050
Technical specification limit	10.0	10.0	10.0	10.0	10.0	10.0	10.0	10.0	10.0	10.0	10.0	10.0
Indicator value	N/A	N/A	N/A	0.1	0	0.1	0.2	0	1.8	0	0.4	0.5

Reactor Coolant System Leakage	10/08	11/08	12/08	1/09	2/09	3/09	4/09	5/09	6/09	7/09	8/09	9/09
Maximum leakage	0.050	0.060	0.010	0.060	0.050	0	0	N/A	0.053	0.005	0.005	0
Technical specification limit	10.0	10.0	10.0	10.0	10.0	10.0	10.0	10.0	10.0	10.0	10.0	10.0
Indicator value	0.5	0.6	0.1	0.6	0.5	0	0	N/A	0.5	0.1	0.1	0

Licensee Comments: none

Drill/Exercise Performance



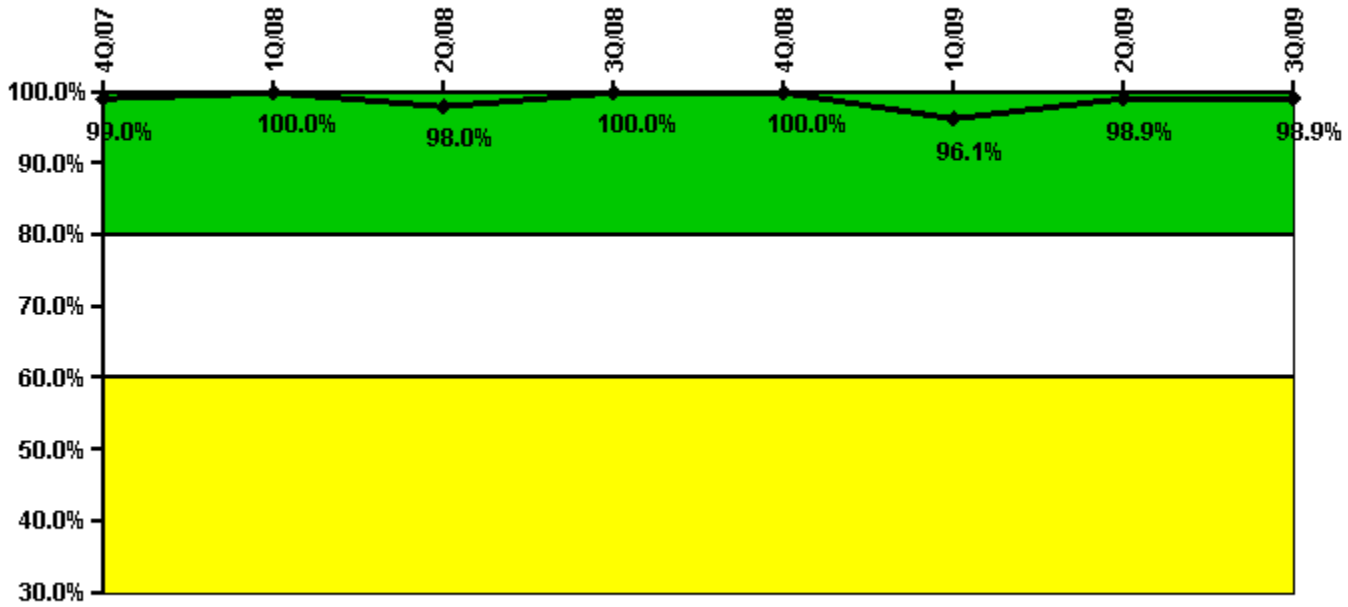
Thresholds: White < 90.0% Yellow < 70.0%

Notes

Drill/Exercise Performance	4Q/07	1Q/08	2Q/08	3Q/08	4Q/08	1Q/09	2Q/09	3Q/09
Successful opportunities	2.0	68.0	48.0	68.0	16.0	39.0	26.0	51.0
Total opportunities	2.0	72.0	51.0	69.0	17.0	39.0	26.0	53.0
Indicator value	96.2%	96.1%	95.8%	96.9%	96.7%	96.8%	97.0%	96.7%

Licensee Comments: none

ERO Drill Participation



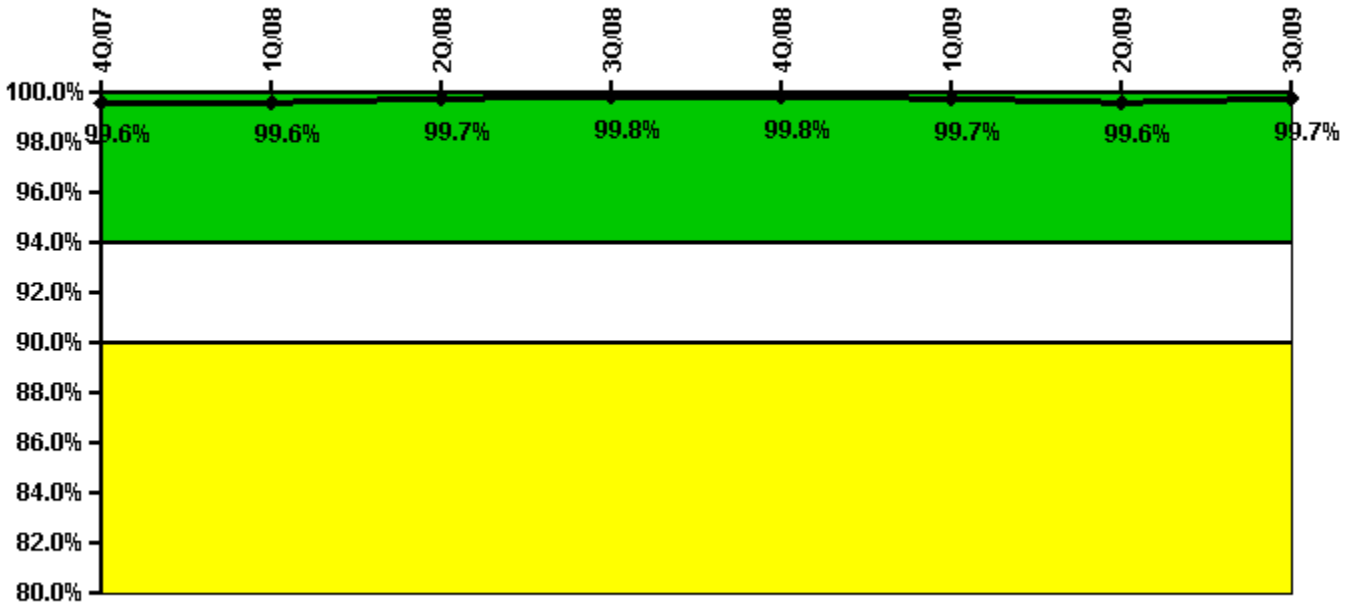
Thresholds: White < 80.0% Yellow < 60.0%

Notes

ERO Drill Participation	4Q/07	1Q/08	2Q/08	3Q/08	4Q/08	1Q/09	2Q/09	3Q/09
Participating Key personnel	97.0	101.0	96.0	97.0	103.0	99.0	93.0	92.0
Total Key personnel	98.0	101.0	98.0	97.0	103.0	103.0	94.0	93.0
Indicator value	99.0%	100.0%	98.0%	100.0%	100.0%	96.1%	98.9%	98.9%

Licensee Comments: none

Alert & Notification System



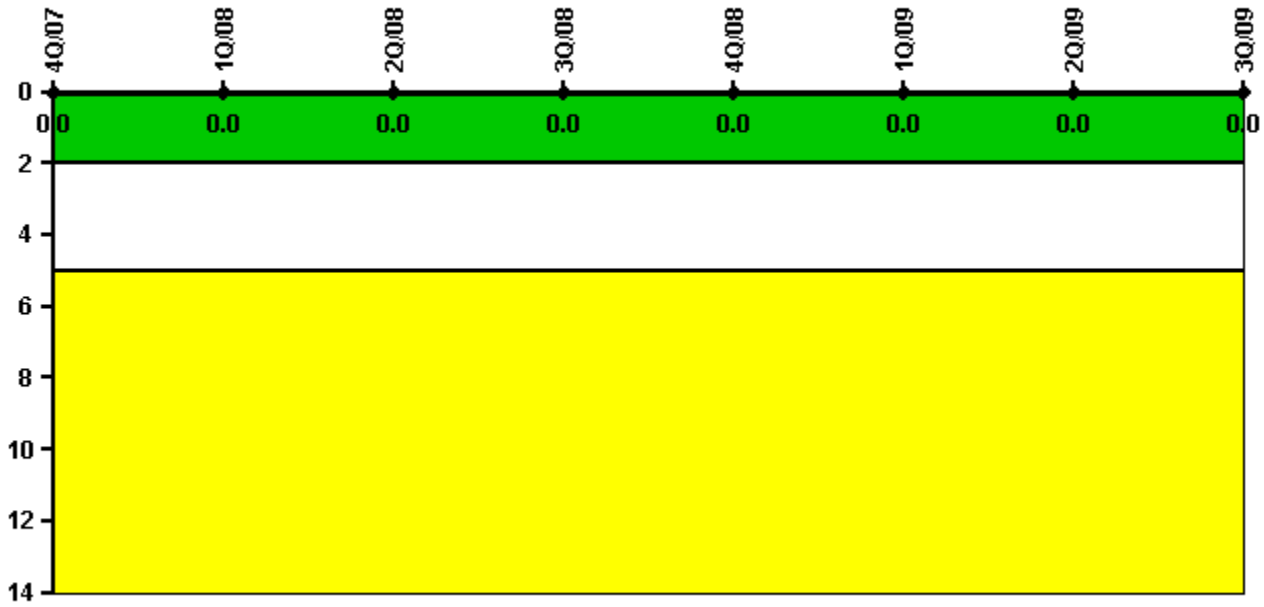
Thresholds: White < 94.0% Yellow < 90.0%

Notes

Alert & Notification System	4Q/07	1Q/08	2Q/08	3Q/08	4Q/08	1Q/09	2Q/09	3Q/09
Successful siren-tests	719	629	719	627	720	626	717	630
Total sirens-tests	720	630	720	630	720	630	720	630
Indicator value	99.6%	99.6%	99.7%	99.8%	99.8%	99.7%	99.6%	99.7%

Licensee Comments: none

Occupational Exposure Control Effectiveness



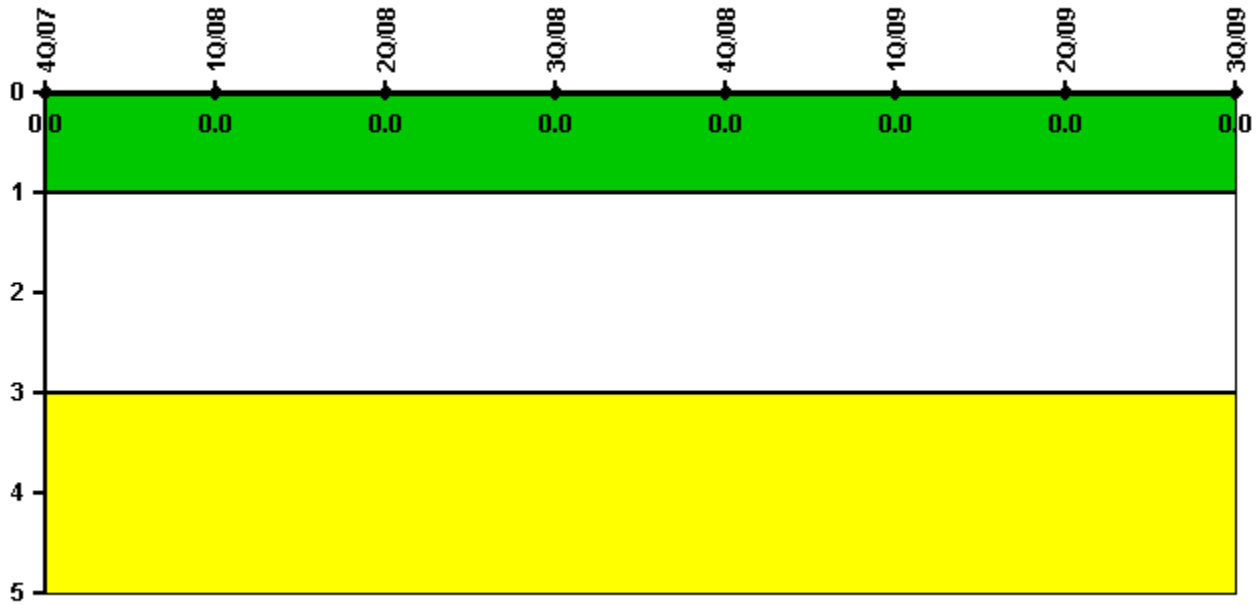
Thresholds: White > 2.0 Yellow > 5.0

Notes

Occupational Exposure Control Effectiveness	4Q/07	1Q/08	2Q/08	3Q/08	4Q/08	1Q/09	2Q/09	3Q/09
High radiation area occurrences	0	0	0	0	0	0	0	0
Very high radiation area occurrences	0	0	0	0	0	0	0	0
Unintended exposure occurrences	0	0	0	0	0	0	0	0
Indicator value	0	0	0	0	0	0	0	0

Licensee Comments: none

RETS/ODCM Radiological Effluent



Thresholds: White > 1.0 Yellow > 3.0

Notes

RETS/ODCM Radiological Effluent	4Q/07	1Q/08	2Q/08	3Q/08	4Q/08	1Q/09	2Q/09	3Q/09
RETS/ODCM occurrences	0	0	0	0	0	0	0	0
Indicator value	0	0	0	0	0	0	0	0

Licensee Comments: none

[Security](#) information not publicly available.