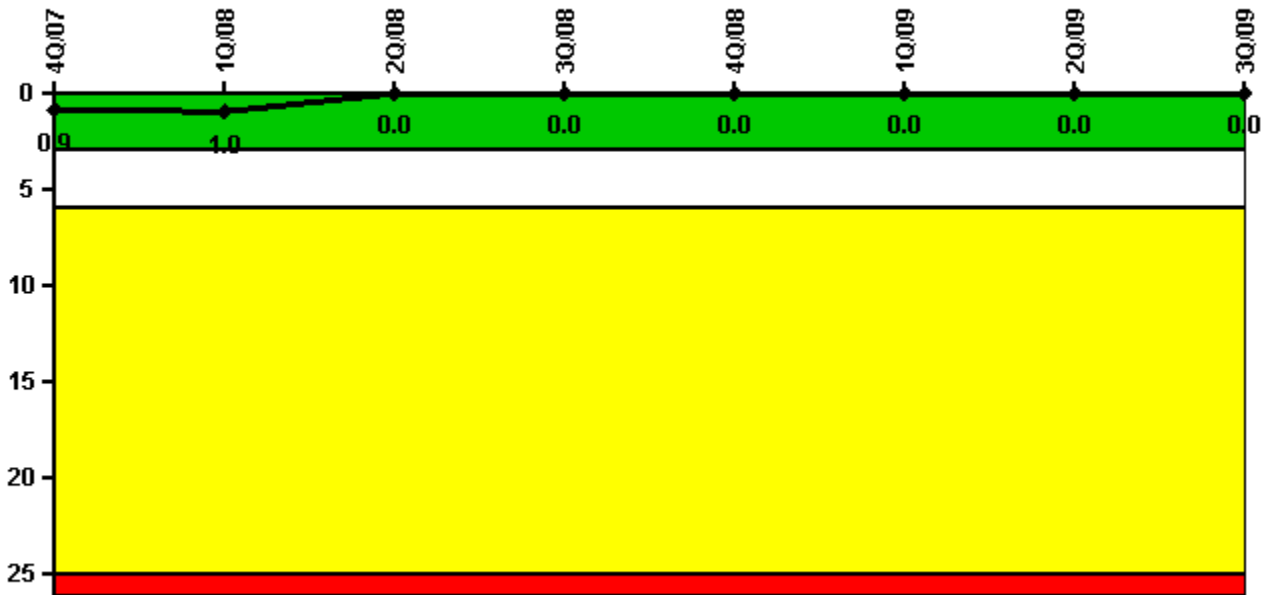


Point Beach 1

3Q/2009 Performance Indicators

Licensee's General Comments: none

Unplanned Scrams per 7000 Critical Hrs



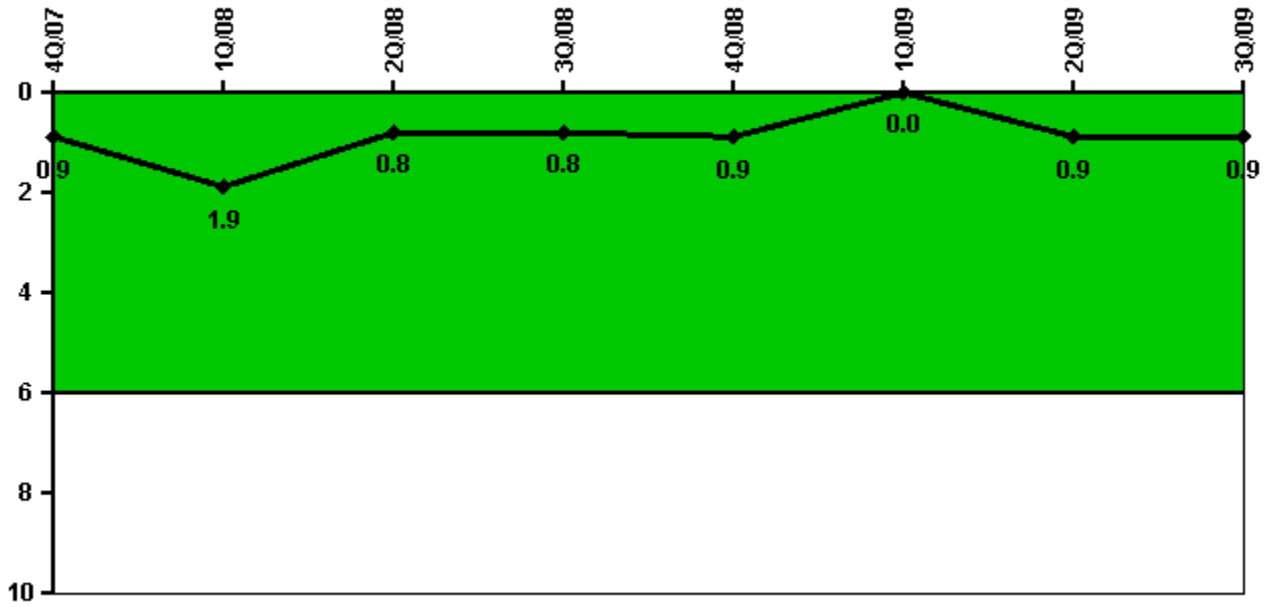
Thresholds: White > 3.0 Yellow > 6.0 Red > 25.0

Notes

Unplanned Scrams per 7000 Critical Hrs	4Q/07	1Q/08	2Q/08	3Q/08	4Q/08	1Q/09	2Q/09	3Q/09
Unplanned scrams	0	0	0	0	0	0	0	0
Critical hours	2209.0	1756.3	2184.0	2208.0	1285.7	2159.0	2184.0	2208.0
Indicator value	0.9	1.0	0	0	0	0	0	0

Licensee Comments: none

Unplanned Power Changes per 7000 Critical Hrs



Thresholds: White > 6.0

Notes

Unplanned Power Changes per 7000 Critical Hrs	4Q/07	1Q/08	2Q/08	3Q/08	4Q/08	1Q/09	2Q/09	3Q/09
Unplanned power changes	0	1.0	0	0	0	0	1.0	0
Critical hours	2209.0	1756.3	2184.0	2208.0	1285.7	2159.0	2184.0	2208.0
Indicator value	0.9	1.9	0.8	0.8	0.9	0	0.9	0.9

Licensee Comments: none

Unplanned Scrams with Complications



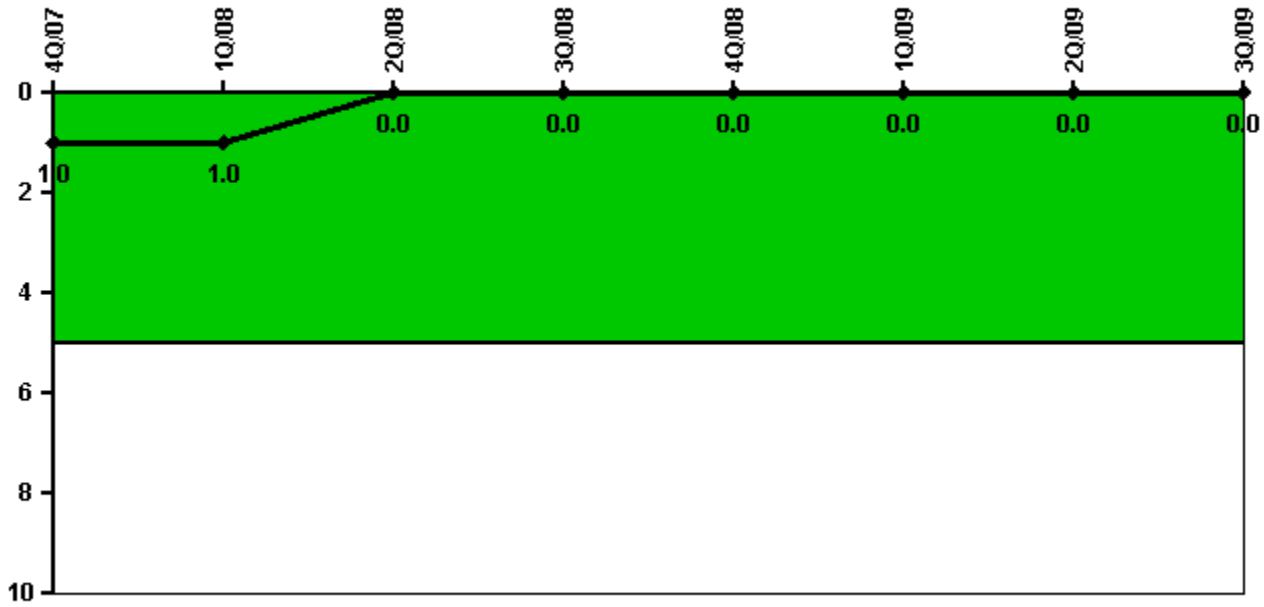
Thresholds: White > 1.0

Notes

Unplanned Scrams with Complications	4Q/07	1Q/08	2Q/08	3Q/08	4Q/08	1Q/09	2Q/09	3Q/09
Scrams with complications	0	0	0	0	0	0	0	0
Indicator value	0.0	0.0	0.0	0.0	0.0	0.0	0.0	0.0

Licensee Comments: none

Safety System Functional Failures (PWR)




Thresholds: White > 5.0

Notes

Safety System Functional Failures (PWR)	4Q/07	1Q/08	2Q/08	3Q/08	4Q/08	1Q/09	2Q/09	3Q/09
Safety System Functional Failures	0	0	0	0	0	0	0	0
Indicator value	1	1	0	0	0	0	0	0

Licensee Comments: none

Mitigating Systems Performance Index, Emergency AC Power System




Thresholds: White > 1.00E-6 Yellow > 1.00E-5 Red > 1.00E-4

Notes

Mitigating Systems Performance Index, Emergency AC Power System	4Q/07	1Q/08	2Q/08	3Q/08	4Q/08	1Q/09	2Q/09	3Q/09
UAI (Δ CDF)	4.50E-07	4.90E-07	1.40E-06	1.30E-06	1.30E-06	1.60E-07	1.20E-07	8.10E-08
URI (Δ CDF)	-8.70E-07	-9.10E-07	-1.70E-06	-1.70E-06	-1.70E-06	-1.40E-07	-1.40E-07	-1.40E-07
PLE	NO	NO	NO	NO	NO	NO	NO	NO
Indicator value	-4.20E-07	-4.20E-07	-3.00E-07	-4.00E-07	-4.00E-07	2.00E-08	-2.00E-08	-5.90E-08

Licensee Comments: none

Mitigating Systems Performance Index, High Pressure Injection System



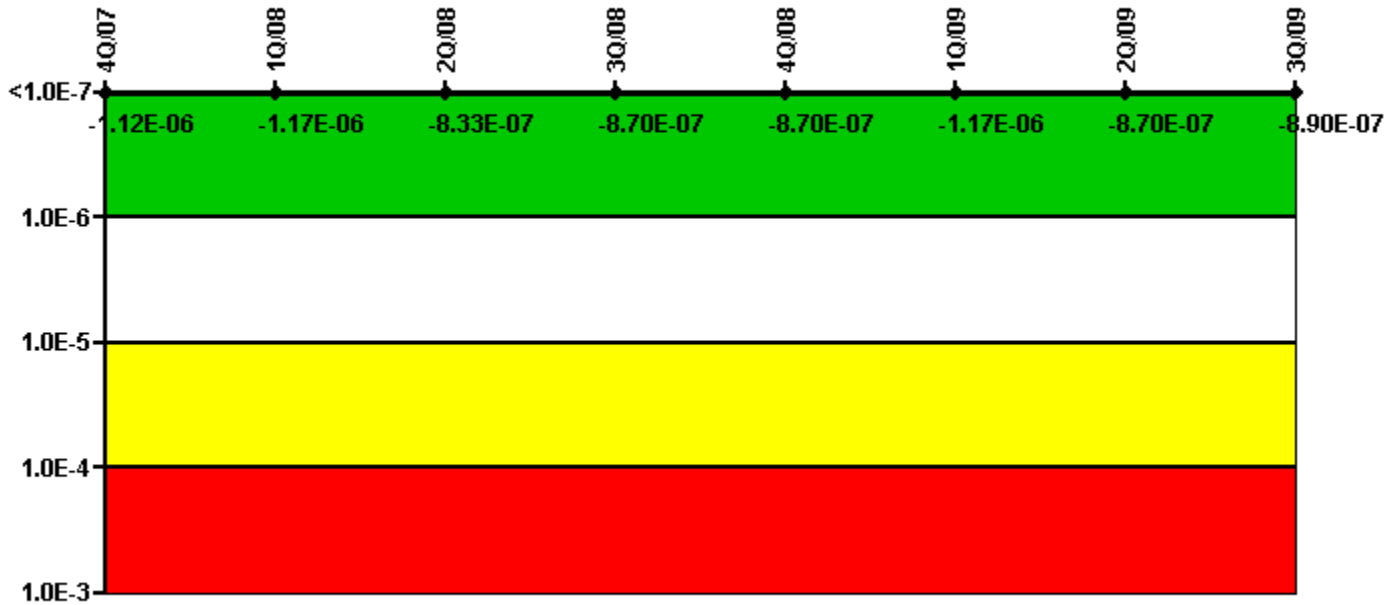
Thresholds: White > 1.00E-6 Yellow > 1.00E-5 Red > 1.00E-4

Notes

Mitigating Systems Performance Index, High Pressure Injection System	4Q/07	1Q/08	2Q/08	3Q/08	4Q/08	1Q/09	2Q/09	3Q/09
UAI (Δ CDF)	-2.70E-08	-1.60E-08	-1.30E-08	-1.30E-08	-1.30E-08	-9.90E-09	-9.90E-09	-9.90E-09
URI (Δ CDF)	-4.60E-08	-4.60E-08	-3.40E-08	-3.40E-08	-3.40E-08	-1.60E-08	-1.60E-08	-1.60E-08
PLE	NO	NO	NO	NO	NO	NO	NO	NO
Indicator value	-7.30E-08	-6.20E-08	-4.70E-08	-4.70E-08	-4.70E-08	-2.59E-08	-2.59E-08	-2.59E-08

Licensee Comments: none

Mitigating Systems Performance Index, Heat Removal System




Thresholds: White > 1.00E-6 Yellow > 1.00E-5 Red > 1.00E-4

Notes

Mitigating Systems Performance Index, Heat Removal System	4Q/07	1Q/08	2Q/08	3Q/08	4Q/08	1Q/09	2Q/09	3Q/09
UAI (Δ CDF)	-2.30E-08	-7.20E-08	-8.30E-08	-1.20E-07	-1.20E-07	-1.70E-07	-1.20E-07	-1.40E-07
URI (Δ CDF)	-1.10E-06	-1.10E-06	-7.50E-07	-7.50E-07	-7.50E-07	-1.00E-06	-7.50E-07	-7.50E-07
PLE	NO	NO	NO	NO	NO	NO	NO	NO
Indicator value	-1.12E-06	-1.17E-06	-8.33E-07	-8.70E-07	-8.70E-07	-1.17E-06	-8.70E-07	-8.90E-07

Licensee Comments: none

Mitigating Systems Performance Index, Residual Heat Removal System



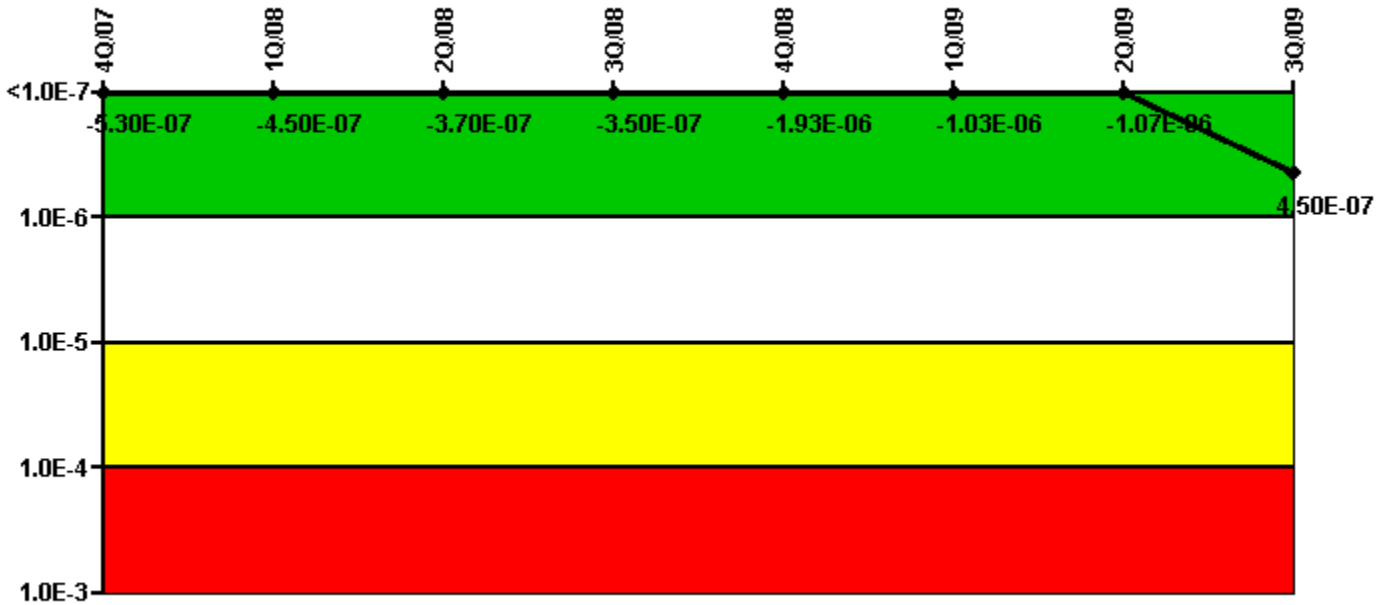
Thresholds: White > 1.00E-6 Yellow > 1.00E-5 Red > 1.00E-4

Notes

Mitigating Systems Performance Index, Residual Heat Removal System	4Q/07	1Q/08	2Q/08	3Q/08	4Q/08	1Q/09	2Q/09	3Q/09
UAI (Δ CDF)	-1.90E-08	2.90E-08	1.60E-08	4.00E-08	4.40E-08	3.10E-08	4.20E-08	4.40E-08
URI (Δ CDF)	-6.20E-08	-6.20E-08	-5.00E-08	-5.00E-08	-5.00E-08	-3.60E-08	-3.60E-08	-3.60E-08
PLE	NO	NO	NO	NO	NO	NO	NO	NO
Indicator value	-8.10E-08	-3.30E-08	-3.40E-08	-1.00E-08	-6.00E-09	-5.00E-09	6.00E-09	8.00E-09

Licensee Comments: none

Mitigating Systems Performance Index, Cooling Water Systems



Thresholds: White > 1.00E-6 Yellow > 1.00E-5 Red > 1.00E-4


Notes

Mitigating Systems Performance Index, Cooling Water Systems	4Q/07	1Q/08	2Q/08	3Q/08	4Q/08	1Q/09	2Q/09	3Q/09
UAI (Δ CDF)	3.90E-07	4.60E-07	2.90E-07	3.10E-07	2.70E-07	9.70E-07	9.30E-07	9.70E-07
URI (Δ CDF)	-9.20E-07	-9.10E-07	-6.60E-07	-6.60E-07	-2.20E-06	-2.00E-06	-2.00E-06	-5.20E-07
PLE	NO	NO	NO	NO	NO	NO	NO	NO
Indicator value	-5.30E-07	-4.50E-07	-3.70E-07	-3.50E-07	-1.93E-06	-1.03E-06	-1.07E-06	4.50E-07

Licensee Comments:

3Q/09: MSPI Basis document updated to remove temporary planned baseline unavailability from 3Q06. (OTHA 01138052-01) One failure for P-032C Service Water Pump failed to start. AR1154762.

Reactor Coolant System Activity



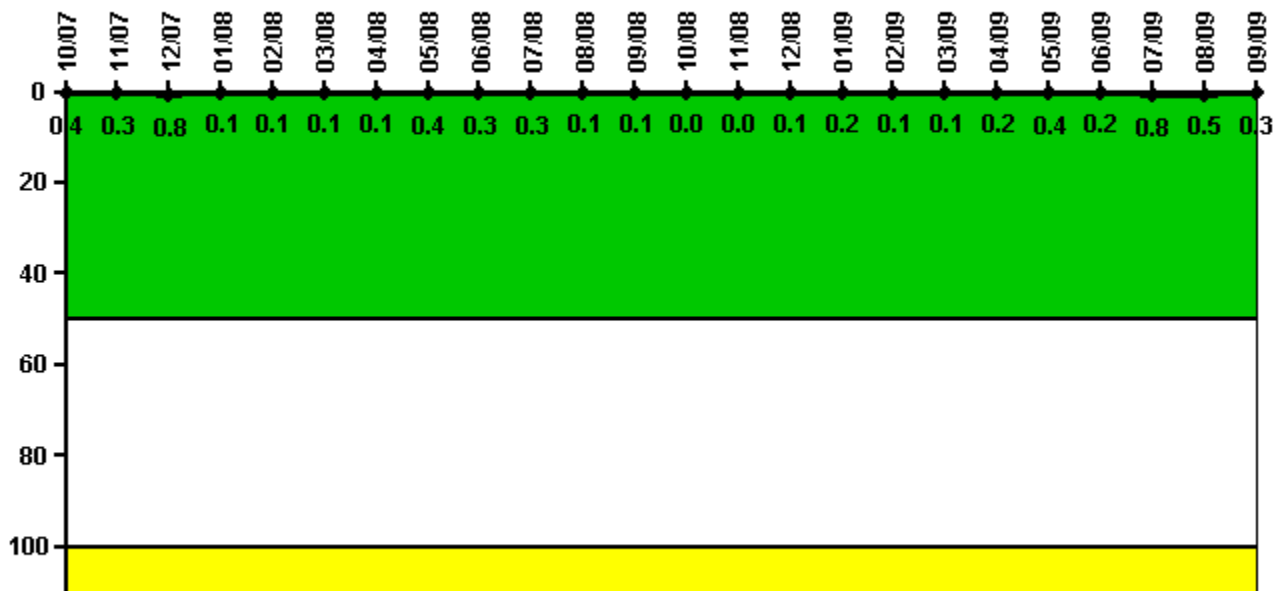
Thresholds: White > 50.0 Yellow > 100.0

Notes

Reactor Coolant System Activity	10/07	11/07	12/07	1/08	2/08	3/08	4/08	5/08	6/08	7/08	8/08	9/08
Maximum activity	0.000911	0.000942	0.000972	0.000993	0.001110	0.001090	0.001100	0.001150	0.001180	0.001250	0.001250	0.001300
Technical specification limit	0.8	0.8	0.8	0.8	0.8	0.8	0.8	0.8	0.8	0.8	0.8	0.8
Indicator value	0.1	0.1	0.1	0.1	0.1	0.1	0.1	0.1	0.1	0.2	0.2	0.2
Reactor Coolant System Activity	10/08	11/08	12/08	1/09	2/09	3/09	4/09	5/09	6/09	7/09	8/09	9/09
Maximum activity	0.000778	0.000704	0.000736	0.000815	0.000782	0.000831	0.000890	0.000878	0.000872	0.000895	0.000931	0.000987
Technical specification limit	0.8	0.8	0.8	0.8	0.8	0.8	0.8	0.8	0.8	0.8	0.8	0.8
Indicator value	0.1	0.1	0.1	0.1	0.1	0.1	0.1	0.1	0.1	0.1	0.1	0.1

Licensee Comments: none

Reactor Coolant System Leakage



Thresholds: White > 50.0 Yellow > 100.0

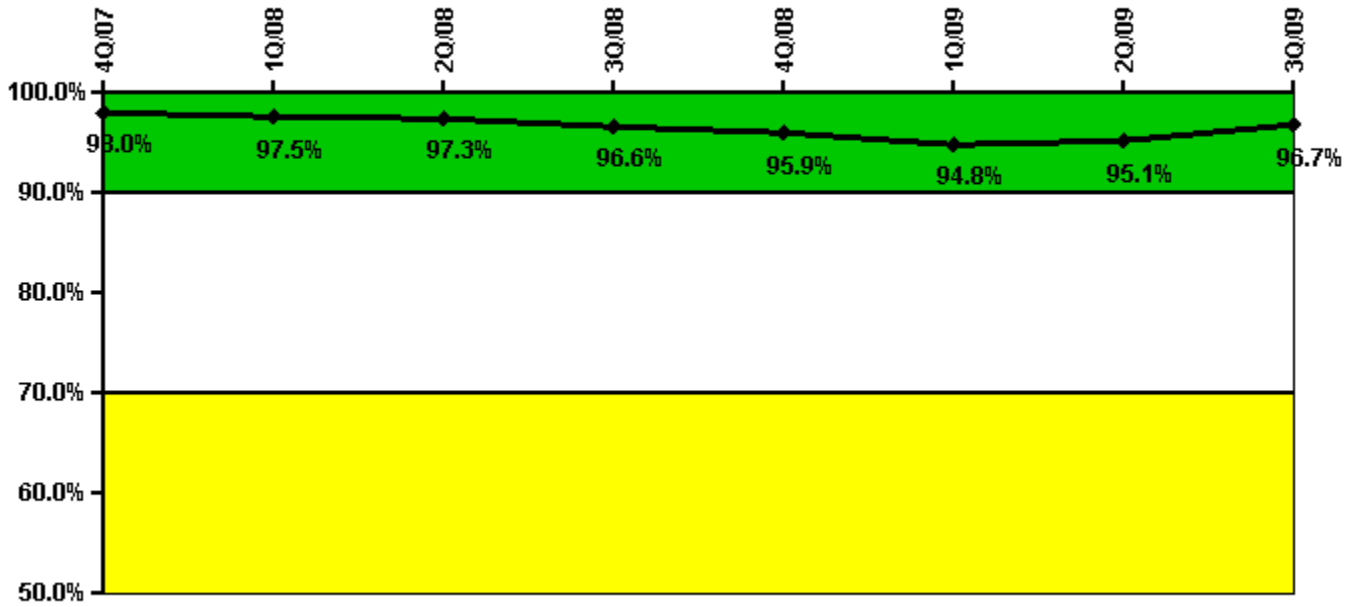
Notes

Reactor Coolant System Leakage	10/07	11/07	12/07	1/08	2/08	3/08	4/08	5/08	6/08	7/08	8/08	9/08
Maximum leakage	0.040	0.030	0.080	0.010	0.010	0.010	0.010	0.040	0.030	0.030	0.010	0.010
Technical specification limit	10.0	10.0	10.0	10.0	10.0	10.0	10.0	10.0	10.0	10.0	10.0	10.0
Indicator value	0.4	0.3	0.8	0.1	0.1	0.1	0.1	0.4	0.3	0.3	0.1	0.1

Reactor Coolant System Leakage	10/08	11/08	12/08	1/09	2/09	3/09	4/09	5/09	6/09	7/09	8/09	9/09
Maximum leakage	0	0	0.010	0.020	0.010	0.010	0.020	0.040	0.020	0.080	0.050	0.030
Technical specification limit	10.0	10.0	10.0	10.0	10.0	10.0	10.0	10.0	10.0	10.0	10.0	10.0
Indicator value	0	0	0.1	0.2	0.1	0.1	0.2	0.4	0.2	0.8	0.5	0.3

Licensee Comments: none

Drill/Exercise Performance



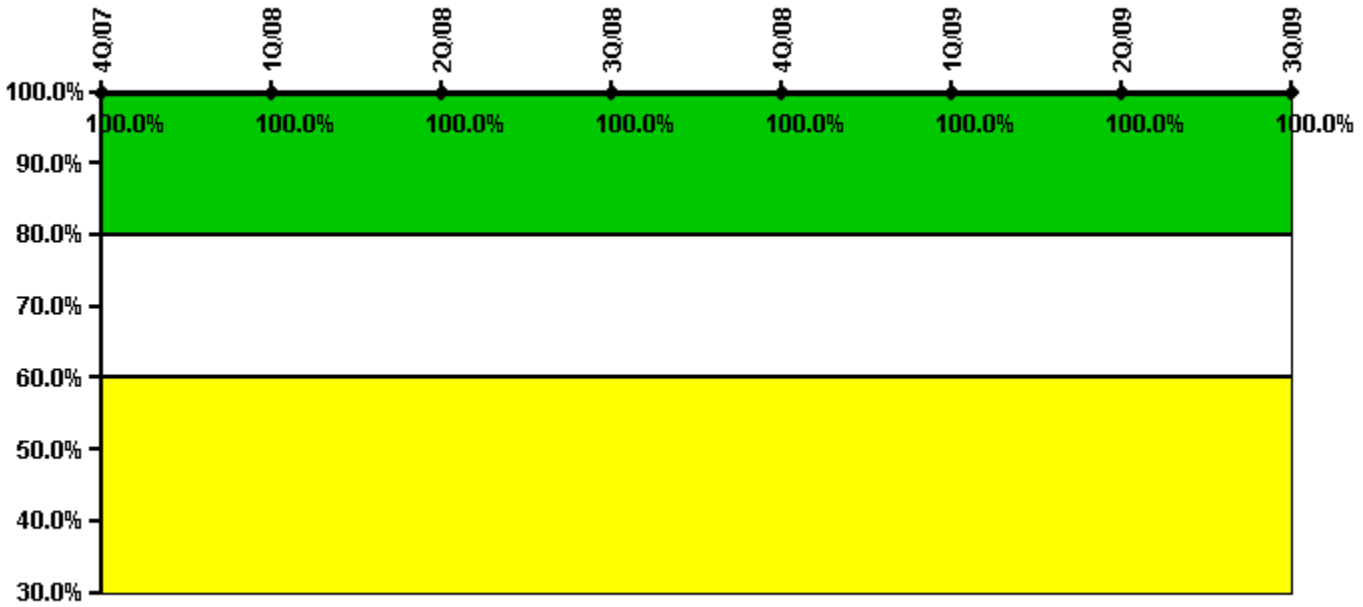
Thresholds: White < 90.0% Yellow < 70.0%

Notes

Drill/Exercise Performance	4Q/07	1Q/08	2Q/08	3Q/08	4Q/08	1Q/09	2Q/09	3Q/09
Successful opportunities	3.0	23.0	24.0	20.0	11.0	10.0	50.0	36.0
Total opportunities	3.0	24.0	24.0	22.0	12.0	11.0	51.0	36.0
Indicator value	98.0%	97.5%	97.3%	96.6%	95.9%	94.8%	95.1%	96.7%

Licensee Comments: none

ERO Drill Participation



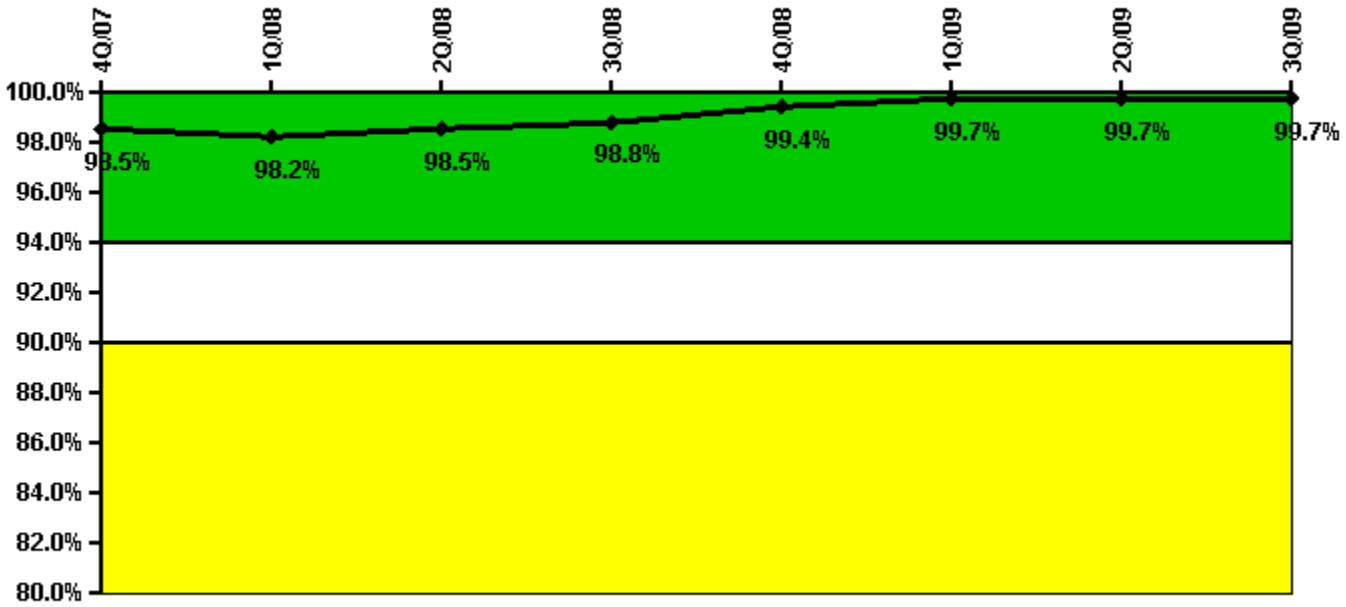
Thresholds: White < 80.0% Yellow < 60.0%

Notes

ERO Drill Participation	4Q/07	1Q/08	2Q/08	3Q/08	4Q/08	1Q/09	2Q/09	3Q/09
Participating Key personnel	59.0	56.0	56.0	57.0	58.0	57.0	61.0	64.0
Total Key personnel	59.0	56.0	56.0	57.0	58.0	57.0	61.0	64.0
Indicator value	100.0%	100.0%	100.0%	100.0%	100.0%	100.0%	100.0%	100.0%

Licensee Comments: none

Alert & Notification System



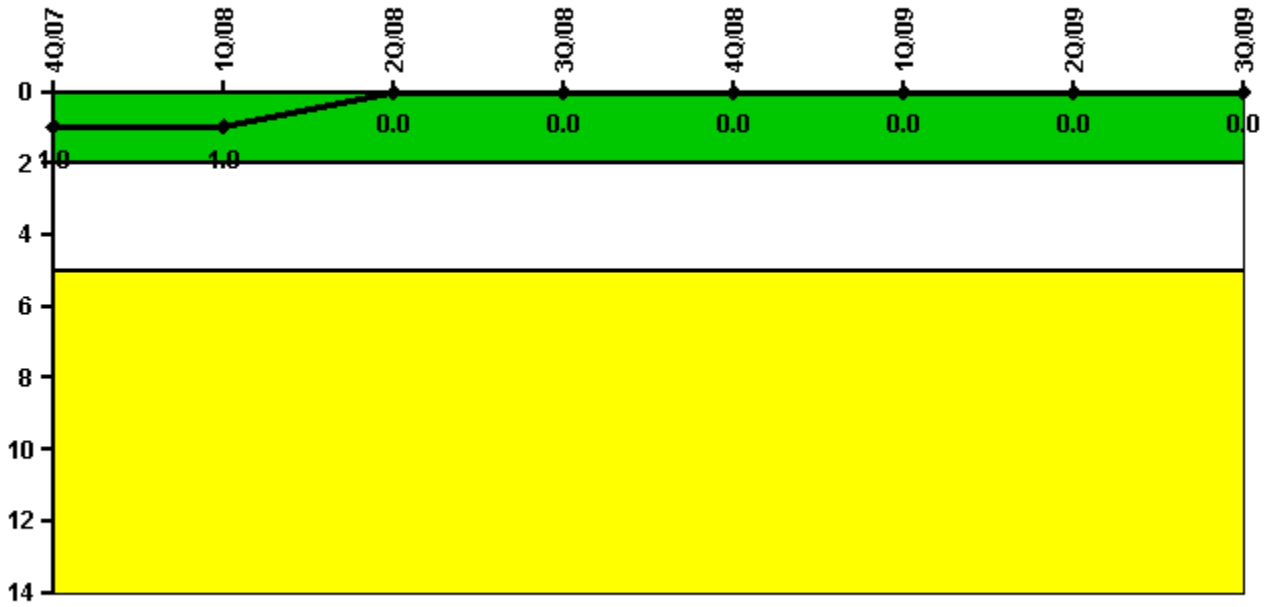
Thresholds: White < 94.0% Yellow < 90.0%

Notes

Alert & Notification System	4Q/07	1Q/08	2Q/08	3Q/08	4Q/08	1Q/09	2Q/09	3Q/09
Successful siren-tests	82	82	84	84	84	83	84	84
Total sirens-tests	84	84	84	84	84	84	84	84
Indicator value	98.5%	98.2%	98.5%	98.8%	99.4%	99.7%	99.7%	99.7%

Licensee Comments: none

Occupational Exposure Control Effectiveness



Thresholds: White > 2.0 Yellow > 5.0

Notes

Occupational Exposure Control Effectiveness	4Q/07	1Q/08	2Q/08	3Q/08	4Q/08	1Q/09	2Q/09	3Q/09
High radiation area occurrences	0	0	0	0	0	0	0	0
Very high radiation area occurrences	0	0	0	0	0	0	0	0
Unintended exposure occurrences	0	0	0	0	0	0	0	0
Indicator value	1	1	0	0	0	0	0	0

Licensee Comments: none

RETS/ODCM Radiological Effluent



Thresholds: White > 1.0 Yellow > 3.0

Notes

RETS/ODCM Radiological Effluent	4Q/07	1Q/08	2Q/08	3Q/08	4Q/08	1Q/09	2Q/09	3Q/09
RETS/ODCM occurrences	0	0	0	0	0	0	0	0
Indicator value	0	0	0	0	0	0	0	0

Licensee Comments: none

[Security](#) information not publicly available.