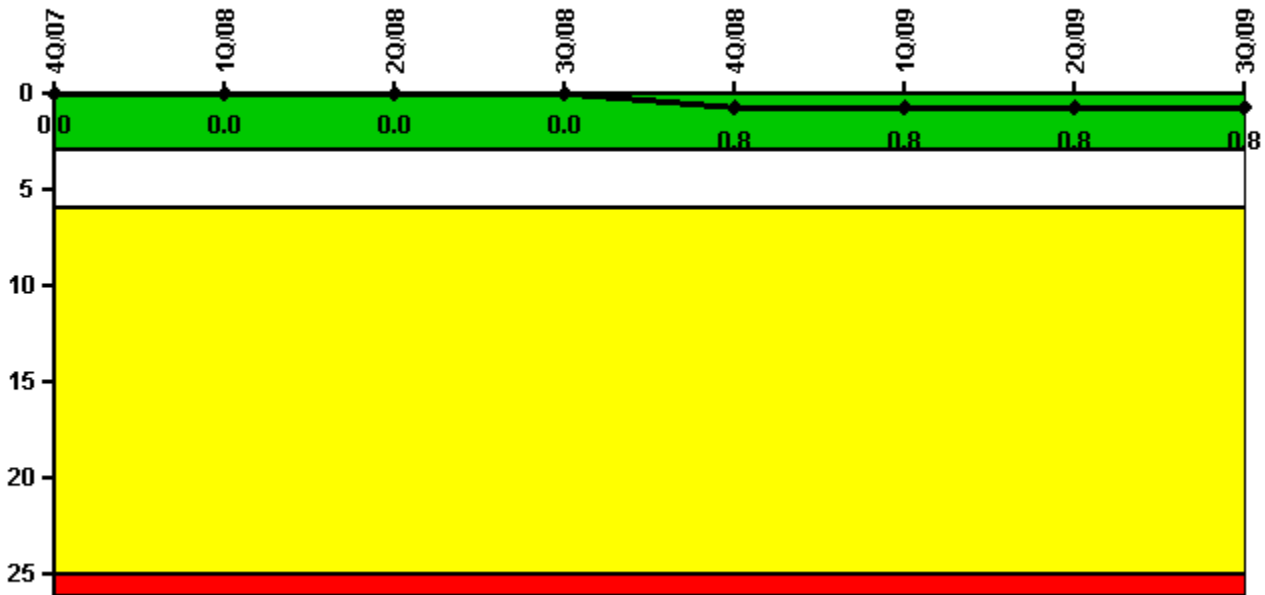


Nine Mile Point 1

3Q/2009 Performance Indicators

Licensee's General Comments: none

Unplanned Scrams per 7000 Critical Hrs



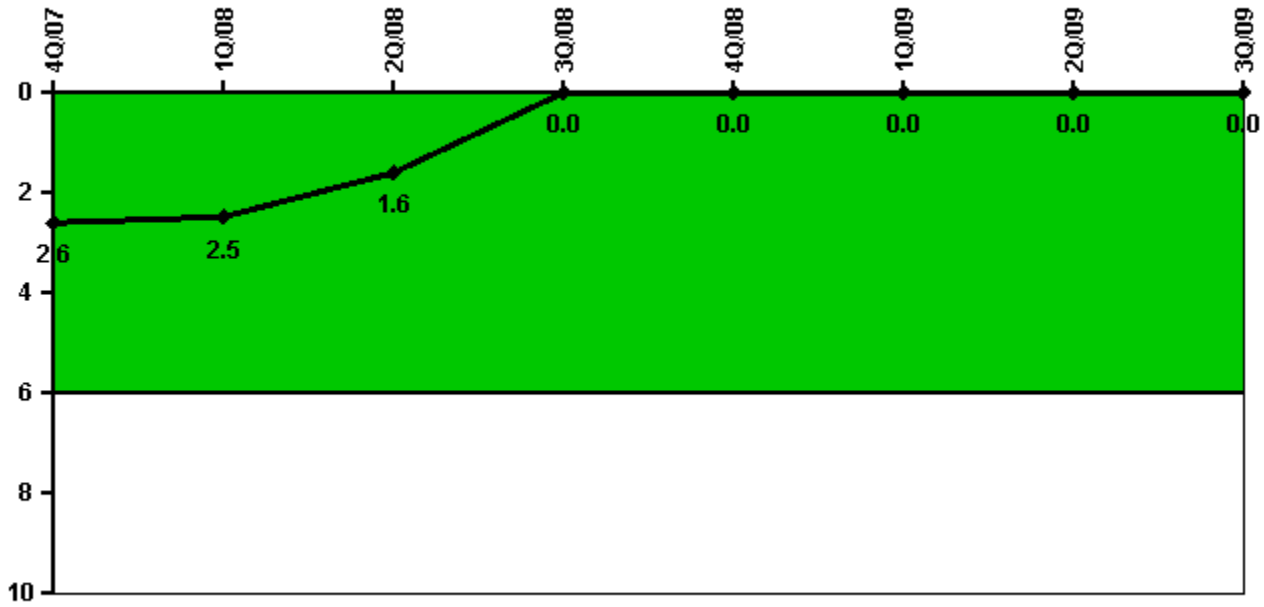
Thresholds: White > 3.0 Yellow > 6.0 Red > 25.0

Notes

Unplanned Scrams per 7000 Critical Hrs	4Q/07	1Q/08	2Q/08	3Q/08	4Q/08	1Q/09	2Q/09	3Q/09
Unplanned scrams	0	0	0	0	1.0	0	0	0
Critical hours	2209.0	2183.0	2184.0	2208.0	2149.7	1896.3	1988.9	2208.0
Indicator value	0	0	0	0	0.8	0.8	0.8	0.8

Licensee Comments: none

Unplanned Power Changes per 7000 Critical Hrs



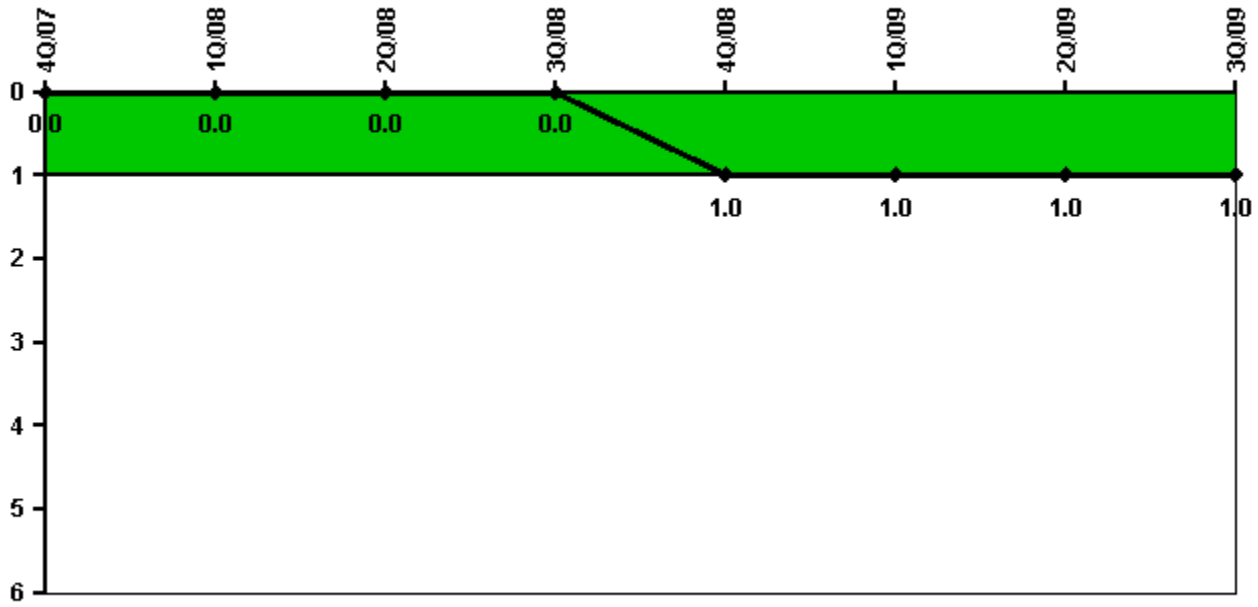
Thresholds: White > 6.0

Notes

Unplanned Power Changes per 7000 Critical Hrs	4Q/07	1Q/08	2Q/08	3Q/08	4Q/08	1Q/09	2Q/09	3Q/09
Unplanned power changes	0	0	0	0	0	0	0	0
Critical hours	2209.0	2183.0	2184.0	2208.0	2149.7	1896.3	1988.9	2208.0
Indicator value	2.6	2.5	1.6	0	0	0	0	0

Licensee Comments: none

Unplanned Scrams with Complications



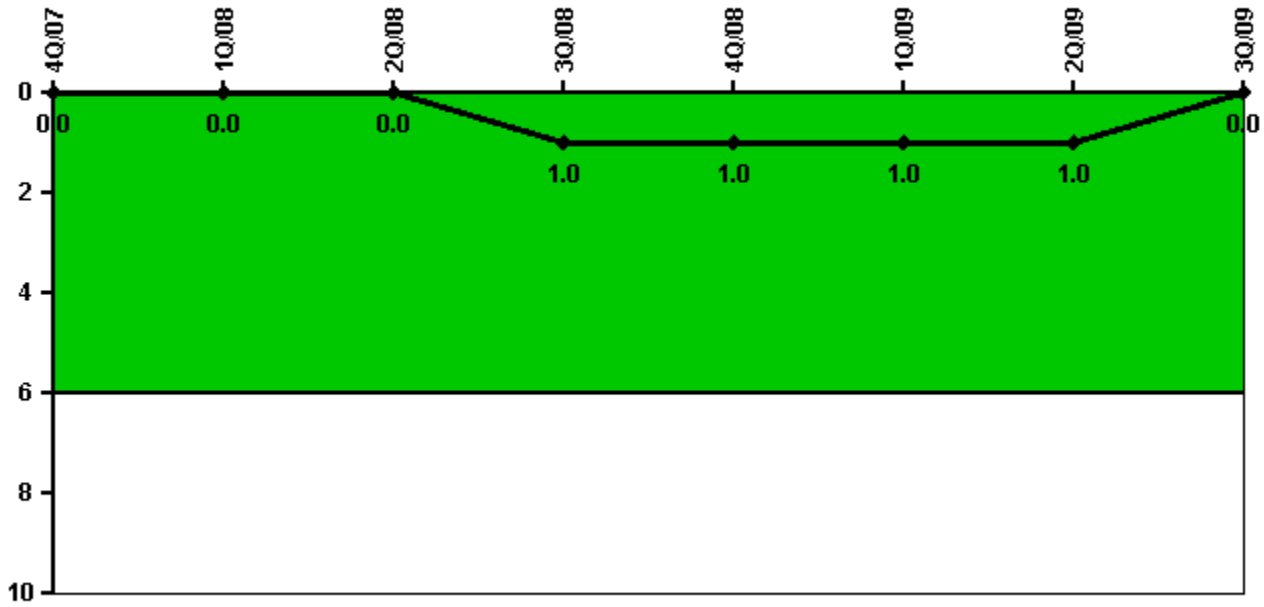
Thresholds: White > 1.0

Notes

Unplanned Scrams with Complications	4Q/07	1Q/08	2Q/08	3Q/08	4Q/08	1Q/09	2Q/09	3Q/09
Scrams with complications	0	0	0	0	1.0	0	0	0
Indicator value	0.0	0.0	0.0	0.0	1.0	1.0	1.0	1.0

Licensee Comments: none

Safety System Functional Failures (BWR)




Thresholds: White > 6.0

Notes

Safety System Functional Failures (BWR)	4Q/07	1Q/08	2Q/08	3Q/08	4Q/08	1Q/09	2Q/09	3Q/09
Safety System Functional Failures	0	0	0	1	0	0	0	0
Indicator value	0	0	0	1	1	1	1	0

Licensee Comments: none

Mitigating Systems Performance Index, Emergency AC Power System




Thresholds: White > 1.00E-6 Yellow > 1.00E-5 Red > 1.00E-4

Notes

Mitigating Systems Performance Index, Emergency AC Power System	4Q/07	1Q/08	2Q/08	3Q/08	4Q/08	1Q/09	2Q/09	3Q/09
UAI (Δ CDF)	4.50E-08	3.70E-08	-3.00E-09	-3.00E-09	-4.40E-08	-4.40E-08	-4.40E-08	-4.40E-08
URI (Δ CDF)	-6.50E-08	-2.10E-07	-2.10E-07	-2.00E-07	-1.90E-07	-2.00E-07	-2.00E-07	-2.00E-07
PLE	NO	NO	NO	NO	NO	NO	NO	NO
Indicator value	-2.00E-08	-1.73E-07	-2.13E-07	-2.03E-07	-2.34E-07	-2.44E-07	-2.44E-07	-2.44E-07

Licensee Comments: none

Mitigating Systems Performance Index, High Pressure Injection System




Thresholds: White > 1.00E-6 Yellow > 1.00E-5 Red > 1.00E-4

Notes

Mitigating Systems Performance Index, High Pressure Injection System	4Q/07	1Q/08	2Q/08	3Q/08	4Q/08	1Q/09	2Q/09	3Q/09
UAI (Δ CDF)	-5.20E-08	-5.20E-08	-5.30E-08	-5.60E-08	-5.60E-08	-5.60E-08	-5.60E-08	-5.60E-08
URI (Δ CDF)	-1.70E-08	-1.60E-08	-1.40E-08	-1.30E-08	-1.40E-08	-1.40E-08	-1.40E-08	-1.40E-08
PLE	NO	NO	NO	NO	NO	NO	NO	NO
Indicator value	-6.90E-08	-6.80E-08	-6.70E-08	-6.90E-08	-7.00E-08	-7.00E-08	-7.00E-08	-7.00E-08

Licensee Comments: none

Mitigating Systems Performance Index, Heat Removal System



Thresholds: White > 1.00E-6 Yellow > 1.00E-5 Red > 1.00E-4

Notes

Mitigating Systems Performance Index, Heat Removal System	4Q/07	1Q/08	2Q/08	3Q/08	4Q/08	1Q/09	2Q/09	3Q/09
UAI (Δ CDF)	-3.00E-08	-2.50E-09	-4.20E-09	-8.30E-09	-8.20E-09	1.70E-08	1.70E-08	-6.90E-09
URI (Δ CDF)	-1.30E-08	-1.30E-08	-1.20E-08	-1.20E-08	-1.20E-08	-1.40E-08	-1.40E-08	-1.40E-08
PLE	NO	NO	NO	NO	NO	NO	NO	NO
Indicator value	-4.30E-08	-1.55E-08	-1.62E-08	-2.03E-08	-2.02E-08	3.00E-09	3.00E-09	-2.09E-08

Licensee Comments: none

Mitigating Systems Performance Index, Residual Heat Removal System



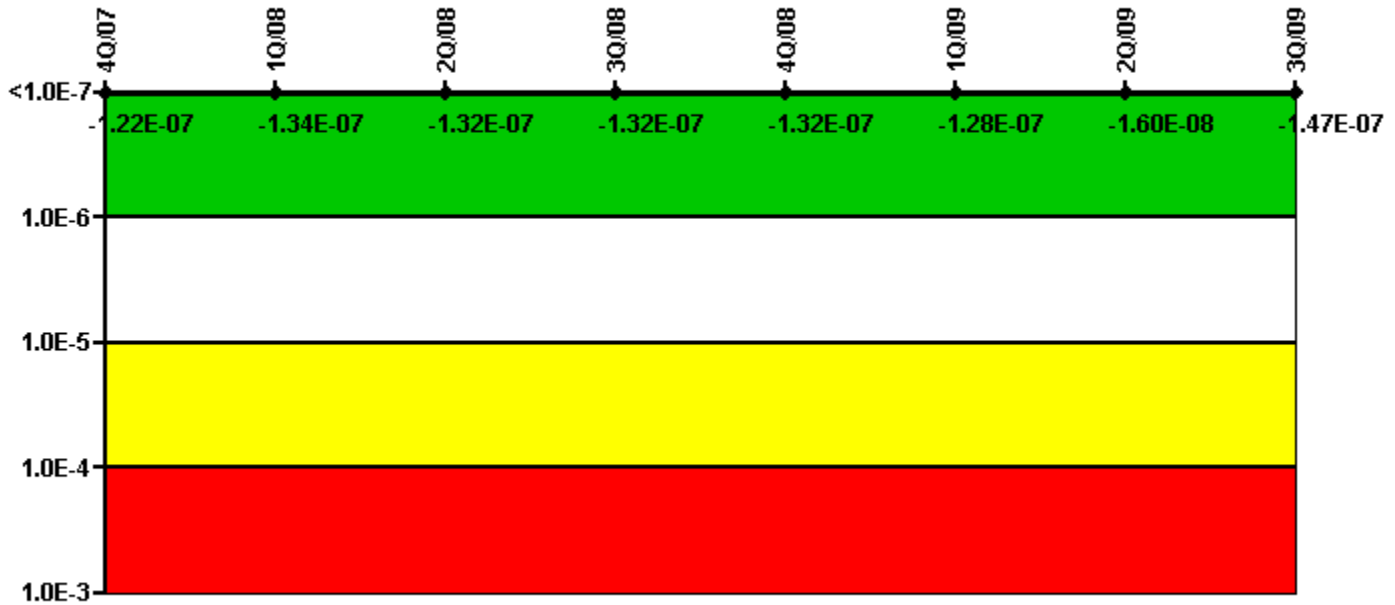
Thresholds: White > 1.00E-6 Yellow > 1.00E-5 Red > 1.00E-4

Notes

Mitigating Systems Performance Index, Residual Heat Removal System	4Q/07	1Q/08	2Q/08	3Q/08	4Q/08	1Q/09	2Q/09	3Q/09
UAI (Δ CDF)	-3.50E-08	-3.50E-08	-3.50E-08	-3.50E-08	-3.50E-08	-3.00E-08	7.60E-08	-3.40E-08
URI (Δ CDF)	-8.70E-09	-8.90E-09	-7.70E-09	-7.70E-09	-7.70E-09	-8.00E-09	-8.60E-09	-8.50E-09
PLE	NO	NO	NO	NO	NO	NO	NO	NO
Indicator value	-4.37E-08	-4.39E-08	-4.27E-08	-4.27E-08	-4.27E-08	-3.80E-08	6.74E-08	-4.25E-08

Licensee Comments: none

Mitigating Systems Performance Index, Cooling Water Systems



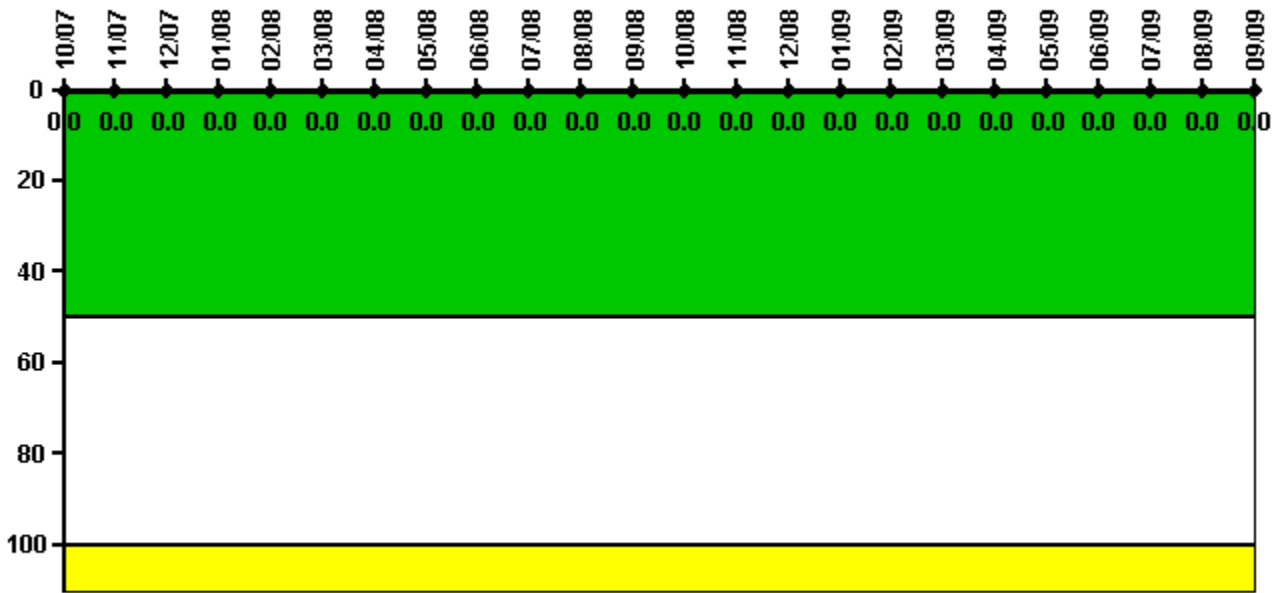
Thresholds: White > 1.00E-6 Yellow > 1.00E-5 Red > 1.00E-4

Notes

Mitigating Systems Performance Index, Cooling Water Systems	4Q/07	1Q/08	2Q/08	3Q/08	4Q/08	1Q/09	2Q/09	3Q/09
UAI (Δ CDF)	-8.50E-08	-9.70E-08	-9.70E-08	-9.70E-08	-9.70E-08	-9.20E-08	2.10E-08	-1.10E-07
URI (Δ CDF)	-3.70E-08	-3.70E-08	-3.50E-08	-3.50E-08	-3.50E-08	-3.60E-08	-3.70E-08	-3.70E-08
PLE	NO	NO	NO	NO	NO	NO	NO	NO
Indicator value	-1.22E-07	-1.34E-07	-1.32E-07	-1.32E-07	-1.32E-07	-1.28E-07	-1.60E-08	-1.47E-07

Licensee Comments: none

Reactor Coolant System Activity



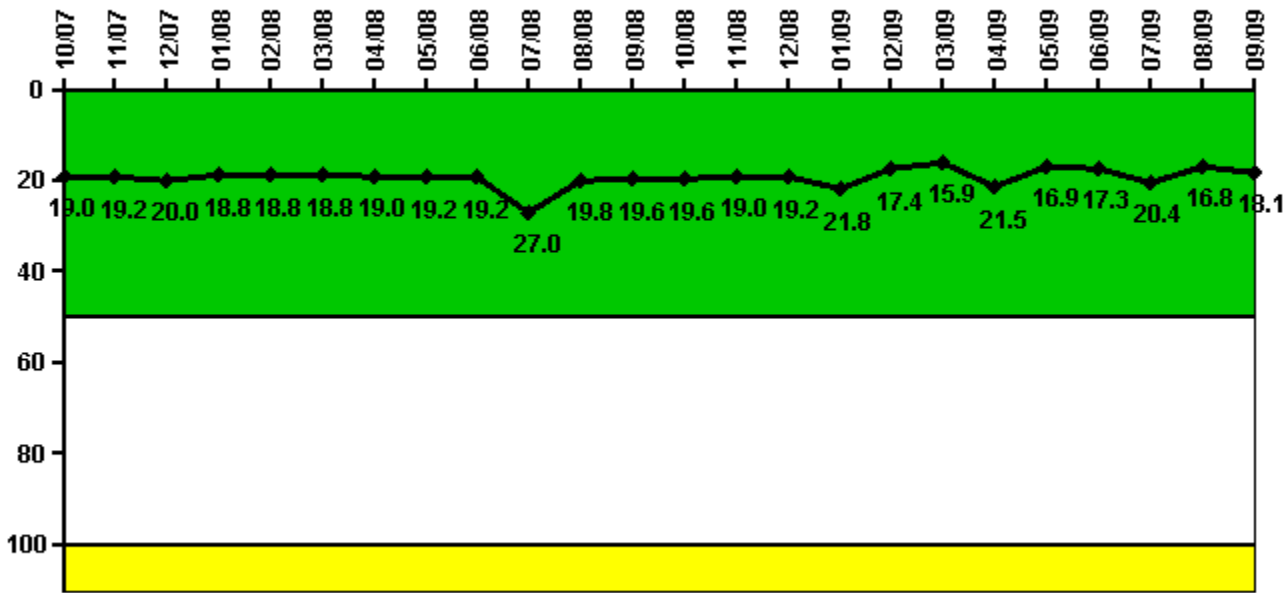
Thresholds: White > 50.0 Yellow > 100.0

Notes

Reactor Coolant System Activity	10/07	11/07	12/07	1/08	2/08	3/08	4/08	5/08	6/08	7/08	8/08	9/08
Maximum activity	0.000179	0.000156	0.000161	0.000172	0.000124	0.000177	0.000199	0.000012	0.000008	0.000007	0.000008	0.000012
Technical specification limit	9.5	9.5	9.5	9.5	9.5	9.5	9.5	9.5	9.5	9.5	9.5	9.5
Indicator value	0	0	0	0	0	0	0	0	0	0	0	0
Reactor Coolant System Activity	10/08	11/08	12/08	1/09	2/09	3/09	4/09	5/09	6/09	7/09	8/09	9/09
Maximum activity	0.000010	0.000007	0.000006	0.000006	0.000007	0.000005	0.000010	0.000014	0.000009	0.000006	0.000005	0.000006
Technical specification limit	9.5	9.5	9.5	9.5	9.5	9.5	9.5	9.5	9.5	9.5	9.5	9.5
Indicator value	0	0	0	0	0	0	0	0	0	0	0	0

Licensee Comments: none

Reactor Coolant System Leakage



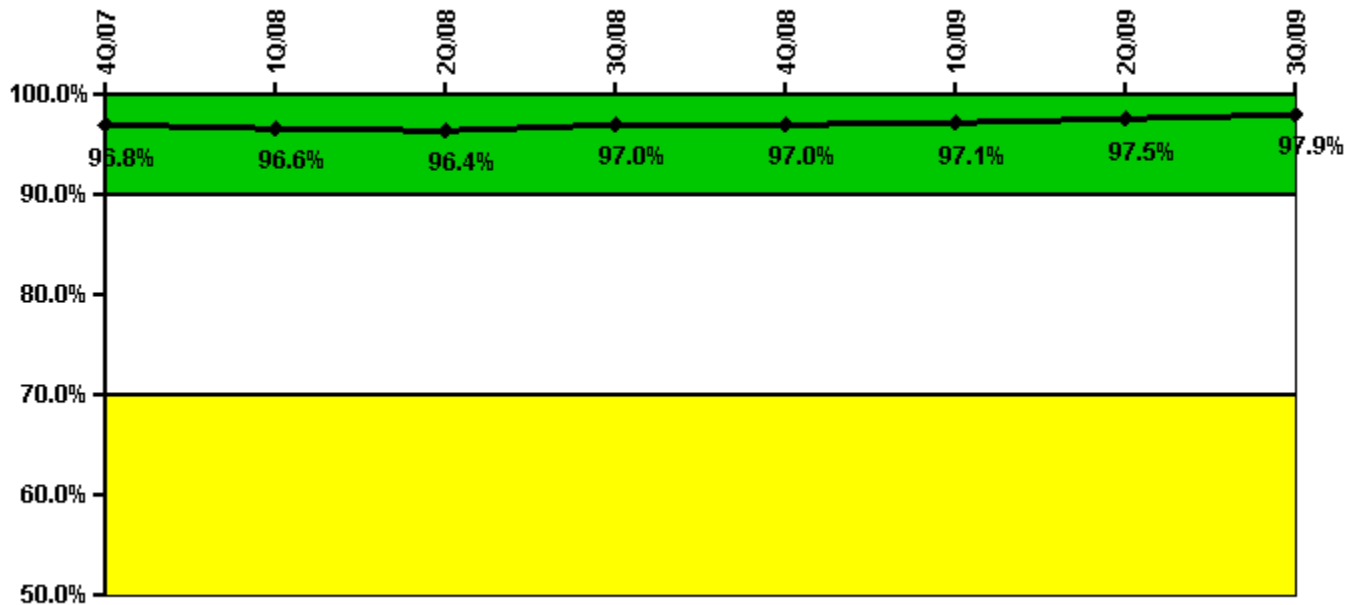
Thresholds: White > 50.0 Yellow > 100.0

Notes

Reactor Coolant System Leakage	10/07	11/07	12/07	1/08	2/08	3/08	4/08	5/08	6/08	7/08	8/08	9/08
Maximum leakage	4.750	4.800	5.000	4.700	4.700	4.700	4.750	4.800	4.800	6.750	4.950	4.900
Technical specification limit	25.0	25.0	25.0	25.0	25.0	25.0	25.0	25.0	25.0	25.0	25.0	25.0
Indicator value	19.0	19.2	20.0	18.8	18.8	18.8	19.0	19.2	19.2	27.0	19.8	19.6
Reactor Coolant System Leakage	10/08	11/08	12/08	1/09	2/09	3/09	4/09	5/09	6/09	7/09	8/09	9/09
Maximum leakage	4.900	4.750	4.800	5.456	4.360	3.974	5.372	4.216	4.337	5.088	4.199	4.521
Technical specification limit	25.0	25.0	25.0	25.0	25.0	25.0	25.0	25.0	25.0	25.0	25.0	25.0
Indicator value	19.6	19.0	19.2	21.8	17.4	15.9	21.5	16.9	17.3	20.4	16.8	18.1

Licensee Comments: none

Drill/Exercise Performance



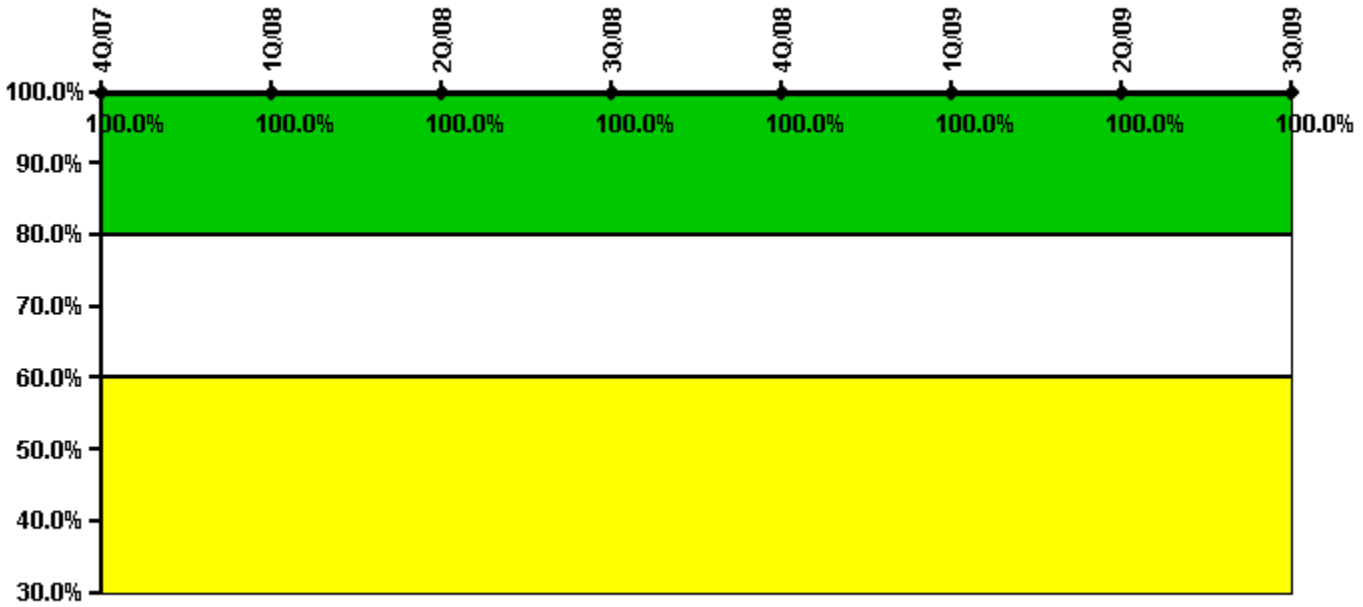
Thresholds: White < 90.0% Yellow < 70.0%

Notes

Drill/Exercise Performance	4Q/07	1Q/08	2Q/08	3Q/08	4Q/08	1Q/09	2Q/09	3Q/09
Successful opportunities	318.0	31.0	38.0	75.0	117.0	34.0	20.0	68.0
Total opportunities	318.0	34.0	40.0	78.0	121.0	35.0	20.0	70.0
Indicator value	96.8%	96.6%	96.4%	97.0%	97.0%	97.1%	97.5%	97.9%

Licensee Comments: none

ERO Drill Participation



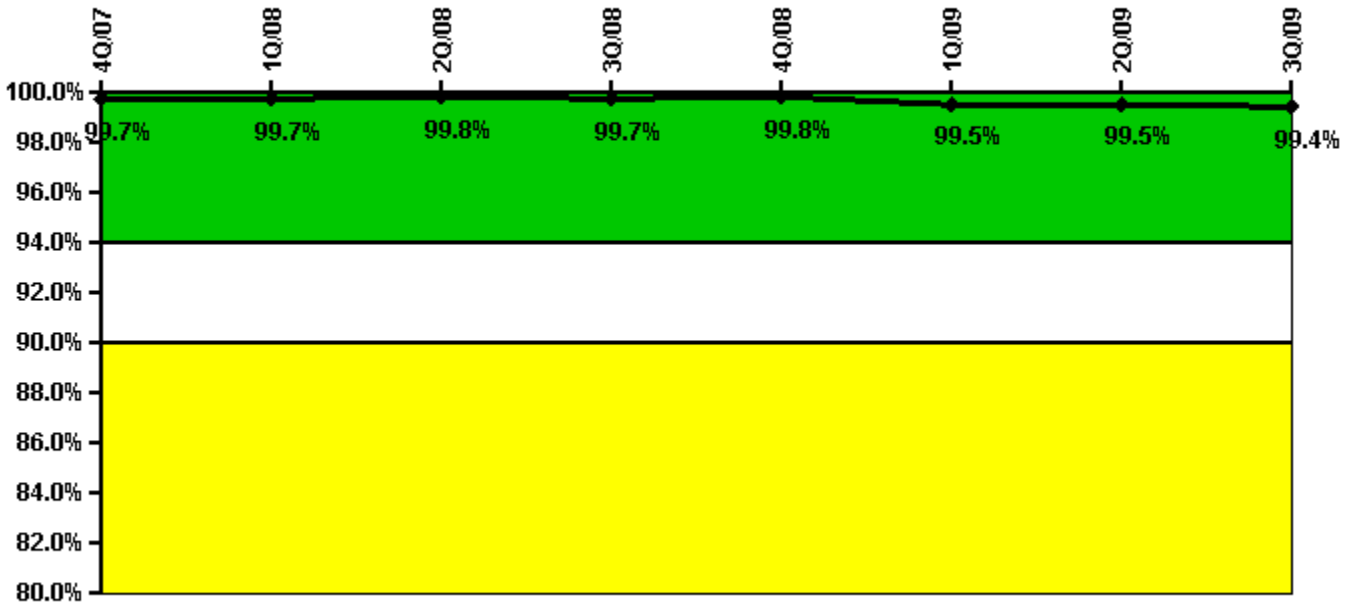
Thresholds: White < 80.0% Yellow < 60.0%

Notes

ERO Drill Participation	4Q/07	1Q/08	2Q/08	3Q/08	4Q/08	1Q/09	2Q/09	3Q/09
Participating Key personnel	93.0	90.0	91.0	95.0	93.0	93.0	93.0	92.0
Total Key personnel	93.0	90.0	91.0	95.0	93.0	93.0	93.0	92.0
Indicator value	100.0%	100.0%	100.0%	100.0%	100.0%	100.0%	100.0%	100.0%

Licensee Comments: none

Alert & Notification System



Thresholds: White < 94.0% Yellow < 90.0%

Notes

Alert & Notification System	4Q/07	1Q/08	2Q/08	3Q/08	4Q/08	1Q/09	2Q/09	3Q/09
Successful siren-tests	257	296	222	295	295	256	258	258
Total sirens-tests	259	296	222	296	296	259	259	259
Indicator value	99.7%	99.7%	99.8%	99.7%	99.8%	99.5%	99.5%	99.4%

Licensee Comments: none

Occupational Exposure Control Effectiveness



Thresholds: White > 2.0 Yellow > 5.0

Notes

Occupational Exposure Control Effectiveness	4Q/07	1Q/08	2Q/08	3Q/08	4Q/08	1Q/09	2Q/09	3Q/09
High radiation area occurrences	0	0	0	0	0	0	0	0
Very high radiation area occurrences	0	0	0	0	0	0	0	0
Unintended exposure occurrences	0	0	0	0	0	0	0	0
Indicator value	0	0	0	0	0	0	0	0

Licensee Comments: none

RETS/ODCM Radiological Effluent



Thresholds: White > 1.0 Yellow > 3.0

Notes

RETS/ODCM Radiological Effluent	4Q/07	1Q/08	2Q/08	3Q/08	4Q/08	1Q/09	2Q/09	3Q/09
RETS/ODCM occurrences	0	0	0	0	0	0	0	0
Indicator value	0	0	0	0	0	0	0	0

Licensee Comments: none

[Security](#) information not publicly available.