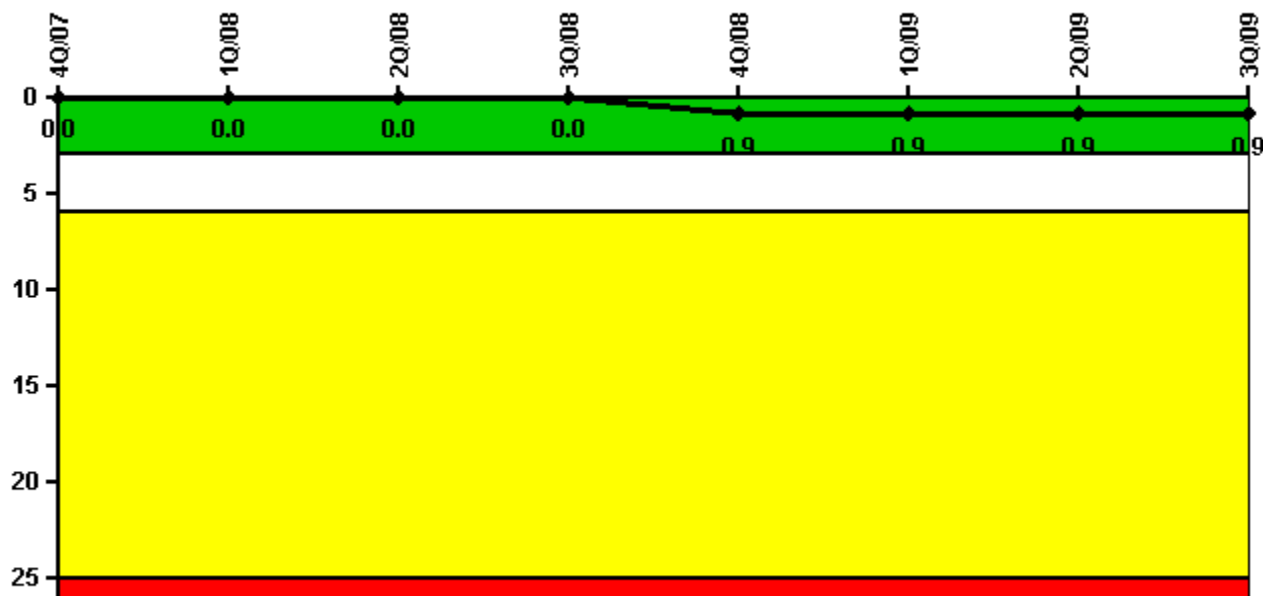


Millstone 3

3Q/2009 Performance Indicators

Licensee's General Comments: none

Unplanned Scrams per 7000 Critical Hrs



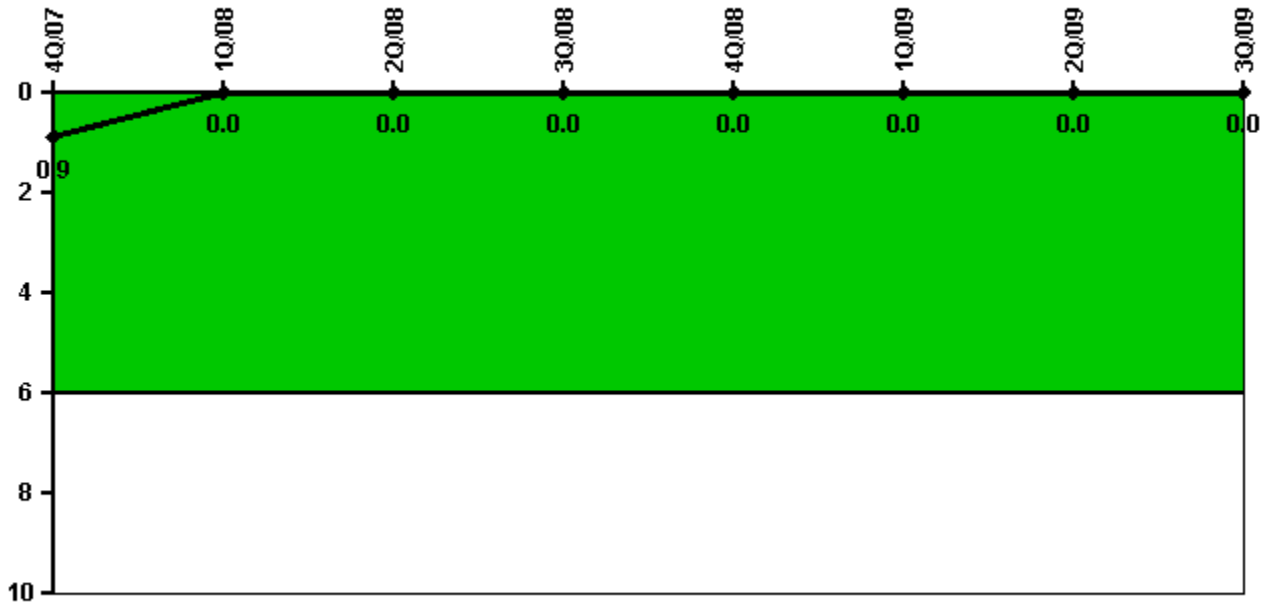
Thresholds: White > 3.0 Yellow > 6.0 Red > 25.0

Notes

Unplanned Scrams per 7000 Critical Hrs	4Q/07	1Q/08	2Q/08	3Q/08	4Q/08	1Q/09	2Q/09	3Q/09
Unplanned scrams	0	0	0	0	1.0	0	0	0
Critical hours	2209.0	2183.0	2184.0	2208.0	1194.9	2159.0	2184.0	2208.0
Indicator value	0	0	0	0	0.9	0.9	0.9	0.9

Licensee Comments: none

Unplanned Power Changes per 7000 Critical Hrs



Thresholds: White > 6.0

Notes

Unplanned Power Changes per 7000 Critical Hrs	4Q/07	1Q/08	2Q/08	3Q/08	4Q/08	1Q/09	2Q/09	3Q/09
Unplanned power changes	0	0	0	0	0	0	0	0
Critical hours	2209.0	2183.0	2184.0	2208.0	1194.9	2159.0	2184.0	2208.0
Indicator value	0.9	0	0	0	0	0	0	0

Licensee Comments: none

Unplanned Scrams with Complications



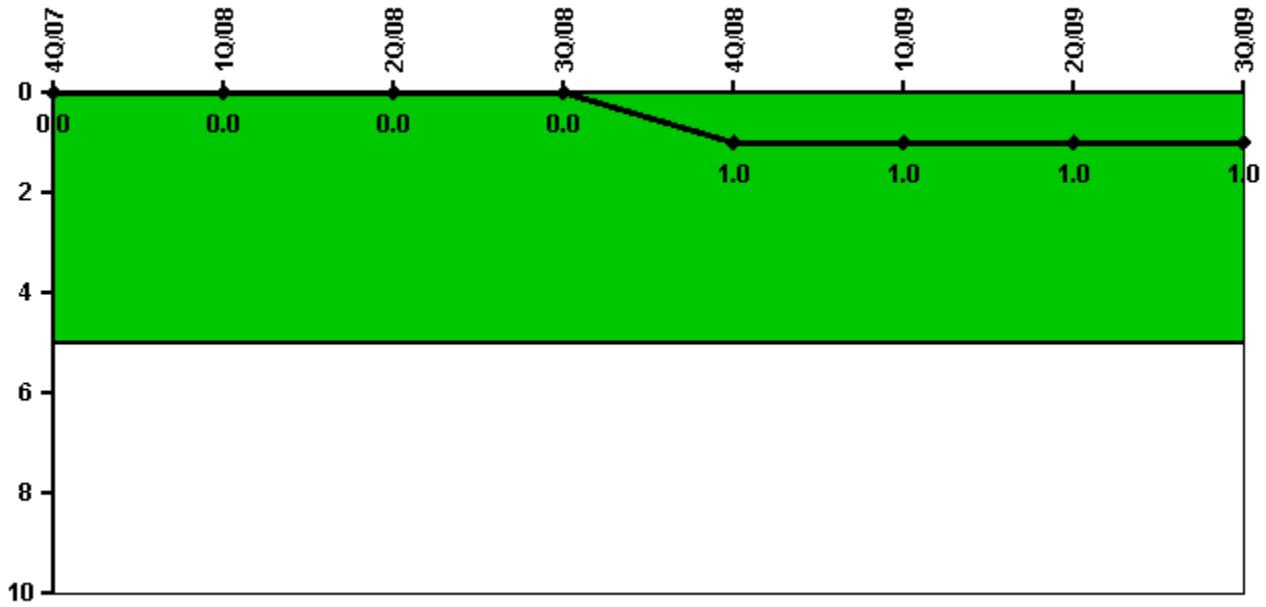
Thresholds: White > 1.0

Notes

Unplanned Scrams with Complications	4Q/07	1Q/08	2Q/08	3Q/08	4Q/08	1Q/09	2Q/09	3Q/09
Scrams with complications	0	0	0	0	0	0	0	0
Indicator value	0.0	0.0	0.0	0.0	0.0	0.0	0.0	0.0

Licensee Comments: none

Safety System Functional Failures (PWR)



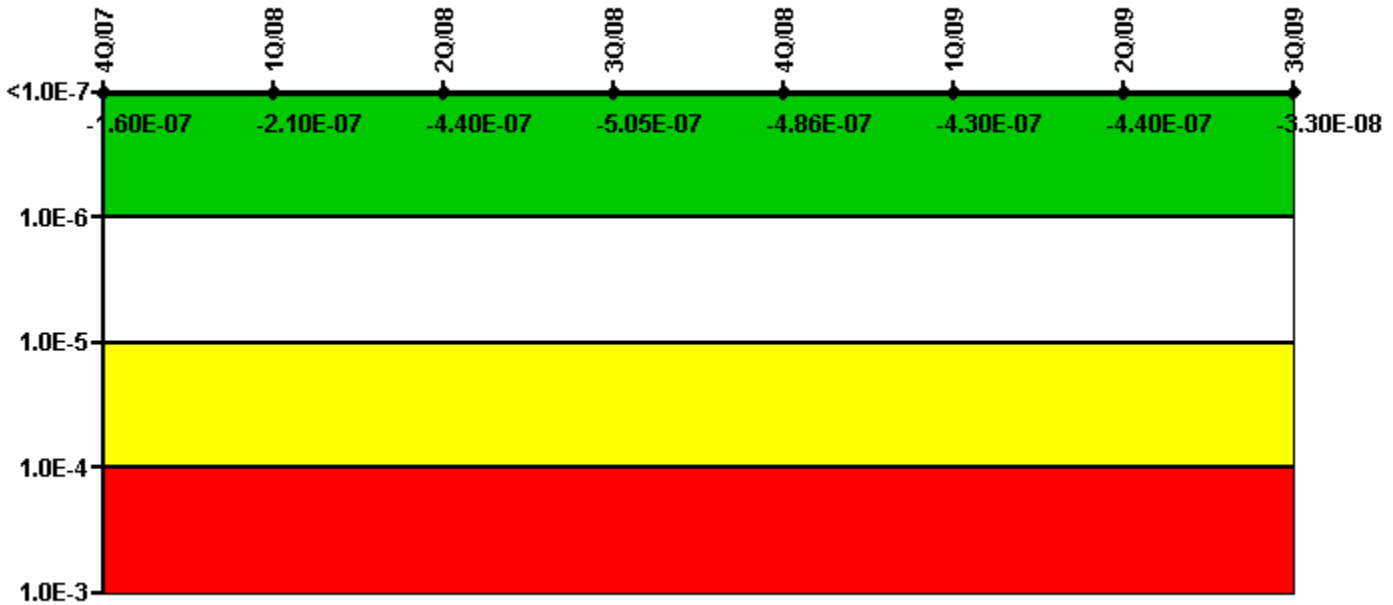
Thresholds: White > 5.0

Notes

Safety System Functional Failures (PWR)	4Q/07	1Q/08	2Q/08	3Q/08	4Q/08	1Q/09	2Q/09	3Q/09
Safety System Functional Failures	0	0	0	0	1	0	0	0
Indicator value	0	0	0	0	1	1	1	1

Licensee Comments: none

Mitigating Systems Performance Index, Emergency AC Power System



Thresholds: White > 1.00E-6 Yellow > 1.00E-5 Red > 1.00E-4

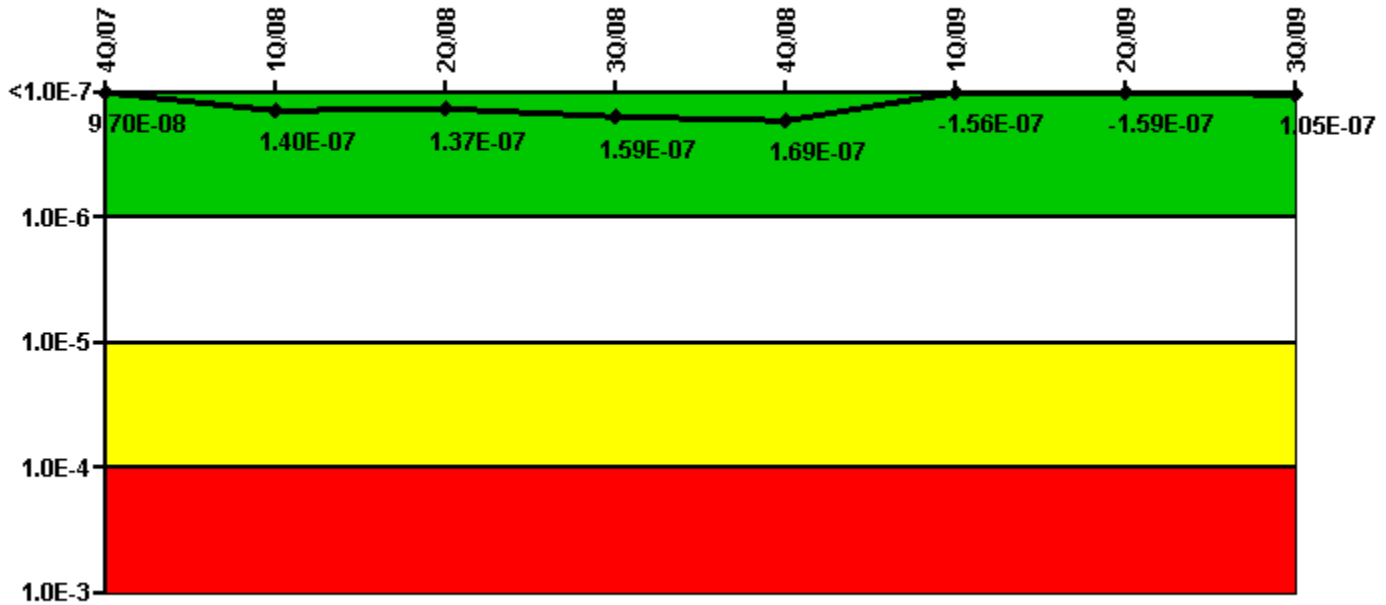
Notes

Mitigating Systems Performance Index, Emergency AC Power System	4Q/07	1Q/08	2Q/08	3Q/08	4Q/08	1Q/09	2Q/09	3Q/09
UAI (Δ CDF)	3.90E-07	4.00E-07	1.30E-07	7.50E-08	9.40E-08	1.00E-07	1.00E-07	5.70E-08
URI (Δ CDF)	-5.50E-07	-6.10E-07	-5.70E-07	-5.80E-07	-5.80E-07	-5.30E-07	-5.40E-07	-9.00E-08
PLE	NO	NO	NO	NO	NO	NO	NO	NO
Indicator value	-1.60E-07	-2.10E-07	-4.40E-07	-5.05E-07	-4.86E-07	-4.30E-07	-4.40E-07	-3.30E-08

Licensee Comments:

3Q/09: Changed PRA Parameter(s). Revised PRA values based on PRA model revision dated 4/09. This was a periodic PRA model update.

Mitigating Systems Performance Index, High Pressure Injection System



Thresholds: White > 1.00E-6 Yellow > 1.00E-5 Red > 1.00E-4

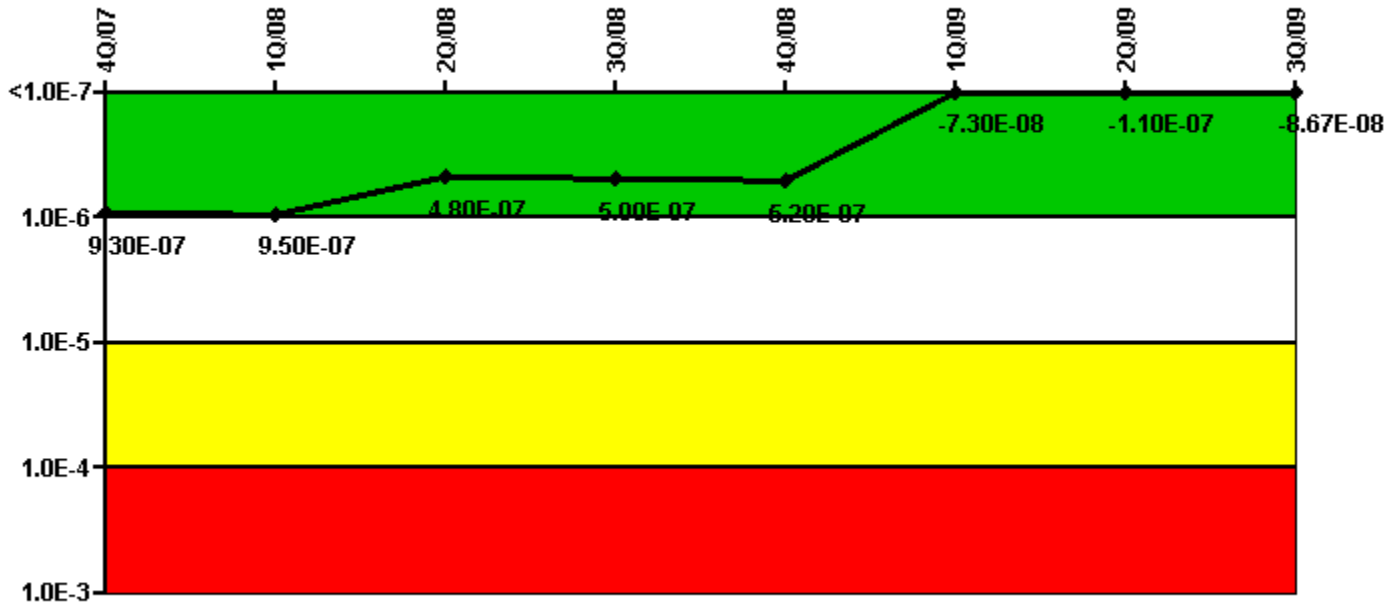
Notes

Mitigating Systems Performance Index, High Pressure Injection System	4Q/07	1Q/08	2Q/08	3Q/08	4Q/08	1Q/09	2Q/09	3Q/09
UAI (Δ CDF)	-1.30E-08	3.00E-08	1.70E-08	2.90E-08	2.90E-08	1.40E-08	1.10E-08	-5.10E-09
URI (Δ CDF)	1.10E-07	1.10E-07	1.20E-07	1.30E-07	1.40E-07	-1.70E-07	-1.70E-07	1.10E-07
PLE	NO	NO	NO	NO	NO	NO	NO	NO
Indicator value	9.70E-08	1.40E-07	1.37E-07	1.59E-07	1.69E-07	-1.56E-07	-1.59E-07	1.05E-07

Licensee Comments:

3Q/09: Changed PRA Parameter(s). Revised PRA values based on PRA model revision dated 4/09. This was a periodic PRA model update.

Mitigating Systems Performance Index, Heat Removal System



Thresholds: White > 1.00E-6 Yellow > 1.00E-5 Red > 1.00E-4


Notes

Mitigating Systems Performance Index, Heat Removal System	4Q/07	1Q/08	2Q/08	3Q/08	4Q/08	1Q/09	2Q/09	3Q/09
UAI (Δ CDF)	1.10E-07	1.40E-07	1.20E-07	1.40E-07	1.40E-07	3.70E-08	-4.90E-10	3.30E-09
URI (Δ CDF)	8.20E-07	8.10E-07	3.60E-07	3.60E-07	3.80E-07	-1.10E-07	-1.10E-07	-9.00E-08
PLE	NO	NO	NO	NO	NO	NO	NO	NO
Indicator value	9.30E-07	9.50E-07	4.80E-07	5.00E-07	5.20E-07	-7.30E-08	-1.10E-07	-8.67E-08

Licensee Comments:

3Q/09: Changed PRA Parameter(s). Revised PRA values based on PRA model revision dated 4/09. This was a periodic PRA model update.

Mitigating Systems Performance Index, Residual Heat Removal System



Thresholds: White > 1.00E-6 Yellow > 1.00E-5 Red > 1.00E-4

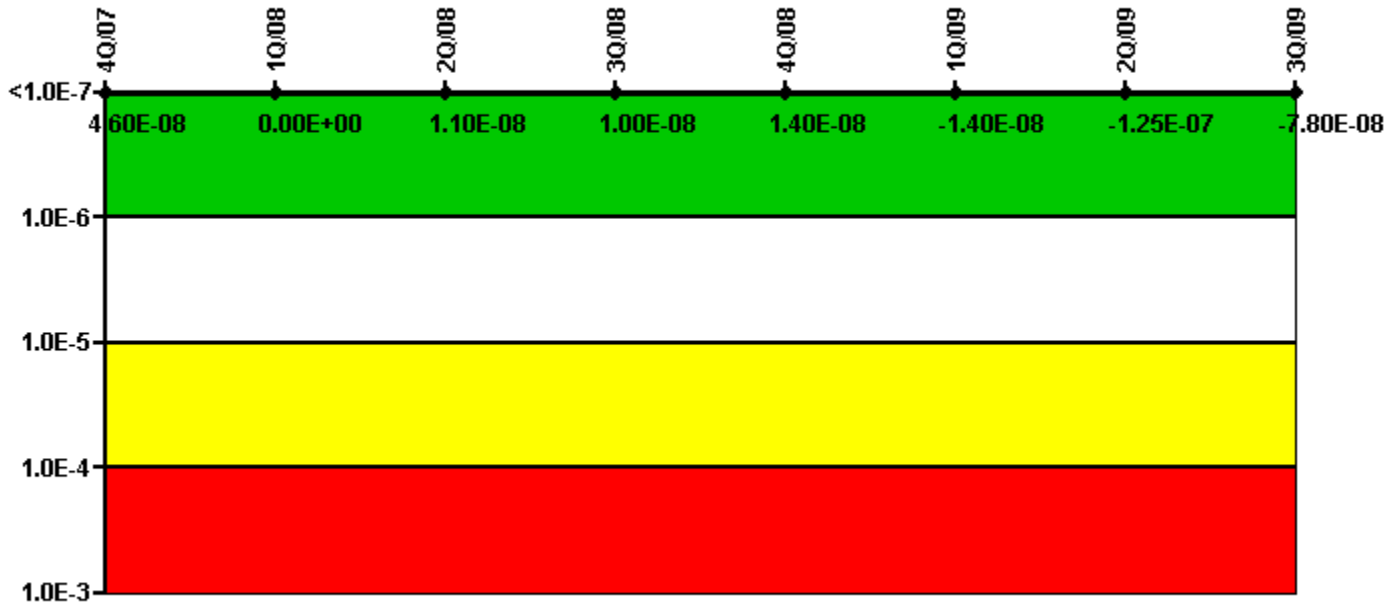
Notes

Mitigating Systems Performance Index, Residual Heat Removal System	4Q/07	1Q/08	2Q/08	3Q/08	4Q/08	1Q/09	2Q/09	3Q/09
UAI (Δ CDF)	-9.80E-09	-9.80E-09	-9.80E-09	-9.80E-09	-9.80E-09	-9.80E-09	-9.80E-09	-1.70E-08
URI (Δ CDF)	-2.60E-08	-2.60E-08	-2.50E-08	-2.50E-08	-2.60E-08	-2.60E-08	-2.60E-08	-4.40E-08
PLE	NO	NO	NO	NO	NO	NO	NO	NO
Indicator value	-3.58E-08	-3.58E-08	-3.48E-08	-3.48E-08	-3.58E-08	-3.58E-08	-3.58E-08	-6.10E-08

Licensee Comments:

3Q/09: Changed PRA Parameter(s). Revised PRA values based on PRA model revision dated 4/09. This was a periodic PRA model update.

Mitigating Systems Performance Index, Cooling Water Systems



Thresholds: White > 1.00E-6 Yellow > 1.00E-5 Red > 1.00E-4

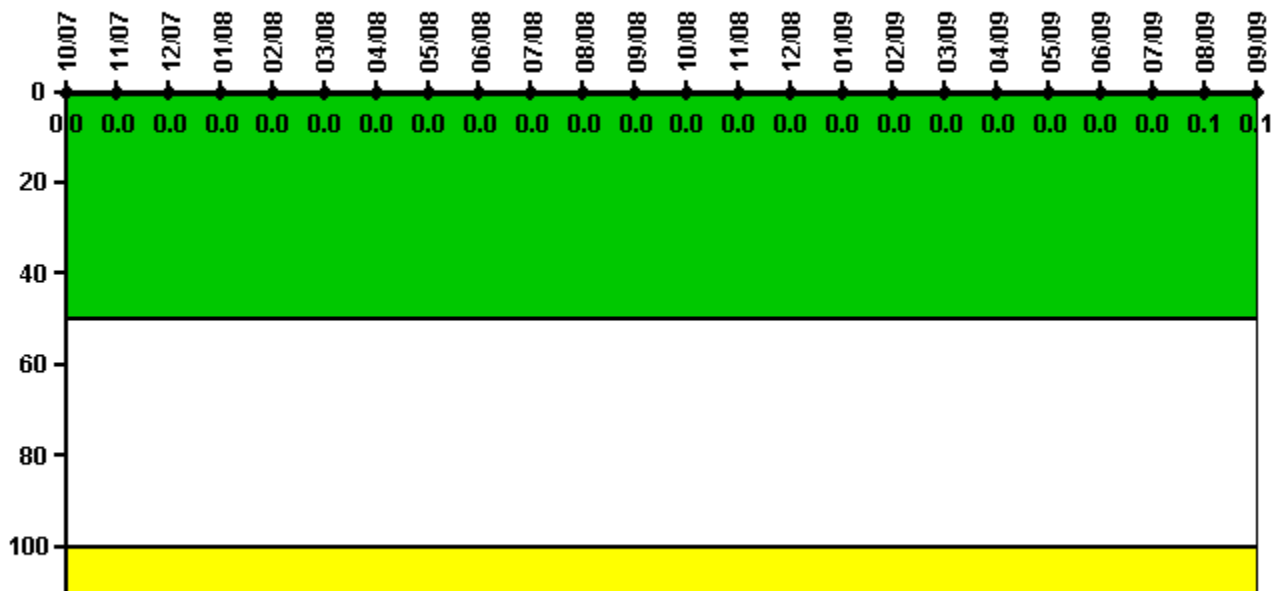
Notes

Mitigating Systems Performance Index, Cooling Water Systems	4Q/07	1Q/08	2Q/08	3Q/08	4Q/08	1Q/09	2Q/09	3Q/09
UAI (Δ CDF)	7.10E-08	2.50E-08	3.60E-08	3.50E-08	3.90E-08	1.10E-08	-1.00E-07	-3.50E-08
URI (Δ CDF)	-2.50E-08	-2.50E-08	-2.50E-08	-2.50E-08	-2.50E-08	-2.50E-08	-2.50E-08	-4.30E-08
PLE	NO	NO	NO	NO	NO	NO	NO	NO
Indicator value	4.60E-08	0.00E+00	1.10E-08	1.00E-08	1.40E-08	-1.40E-08	-1.25E-07	-7.80E-08

Licensee Comments:

3Q/09: Changed PRA Parameter(s). Revised PRA values based on PRA model revision dated 4/09. This was a periodic PRA model update.

Reactor Coolant System Activity



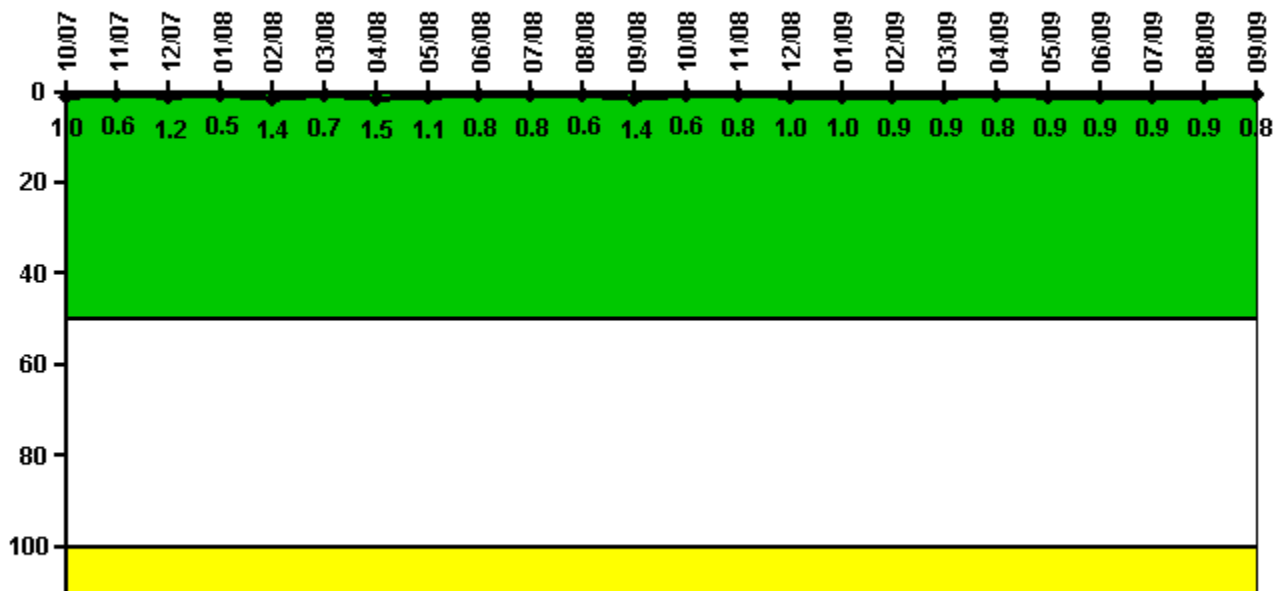
Thresholds: White > 50.0 Yellow > 100.0

Notes

Reactor Coolant System Activity	10/07	11/07	12/07	1/08	2/08	3/08	4/08	5/08	6/08	7/08	8/08	9/08
Maximum activity	0.000325	0.000282	0.000288	0.000426	0.000408	0.000391	0.000343	0.000348	0.000345	0.000402	0.000398	0.000299
Technical specification limit	1.0	1.0	1.0	1.0	1.0	1.0	1.0	1.0	1.0	1.0	1.0	1.0
Indicator value	0	0	0	0	0	0	0	0	0	0	0	0
Reactor Coolant System Activity	10/08	11/08	12/08	1/09	2/09	3/09	4/09	5/09	6/09	7/09	8/09	9/09
Maximum activity	0.000299	0	0.000248	0.000251	0.000442	0.000326	0.000320	0.000339	0.000429	0.000436	0.000500	0.001033
Technical specification limit	1.0	1.0	1.0	1.0	1.0	1.0	1.0	1.0	1.0	1.0	1.0	1.0
Indicator value	0	0	0	0	0	0	0	0	0	0	0.1	0.1

Licensee Comments: none

Reactor Coolant System Leakage



Thresholds: White > 50.0 Yellow > 100.0

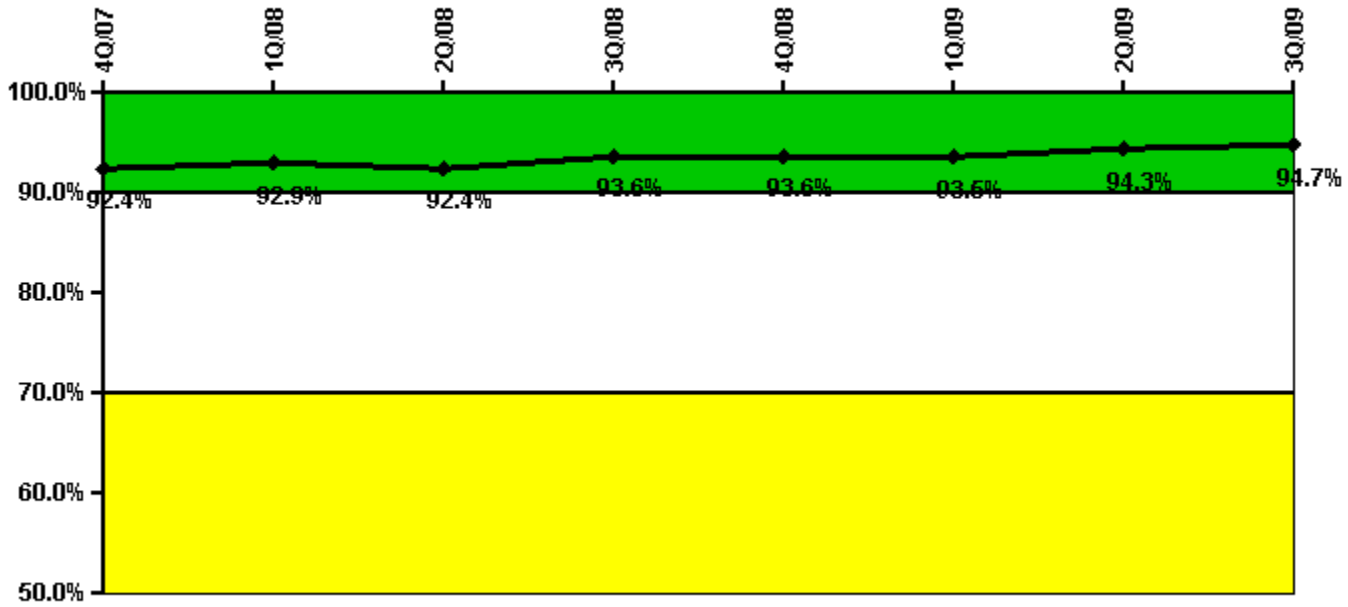
Notes

Reactor Coolant System Leakage	10/07	11/07	12/07	1/08	2/08	3/08	4/08	5/08	6/08	7/08	8/08	9/08
Maximum leakage	0.099	0.064	0.117	0.051	0.144	0.068	0.147	0.111	0.078	0.077	0.063	0.144
Technical specification limit	10.0	10.0	10.0	10.0	10.0	10.0	10.0	10.0	10.0	10.0	10.0	10.0
Indicator value	1.0	0.6	1.2	0.5	1.4	0.7	1.5	1.1	0.8	0.8	0.6	1.4

Reactor Coolant System Leakage	10/08	11/08	12/08	1/09	2/09	3/09	4/09	5/09	6/09	7/09	8/09	9/09
Maximum leakage	0.058	0.083	0.096	0.102	0.087	0.093	0.082	0.087	0.091	0.087	0.085	0.076
Technical specification limit	10.0	10.0	10.0	10.0	10.0	10.0	10.0	10.0	10.0	10.0	10.0	10.0
Indicator value	0.6	0.8	1.0	1.0	0.9	0.9	0.8	0.9	0.9	0.9	0.9	0.8

Licensee Comments: none

Drill/Exercise Performance



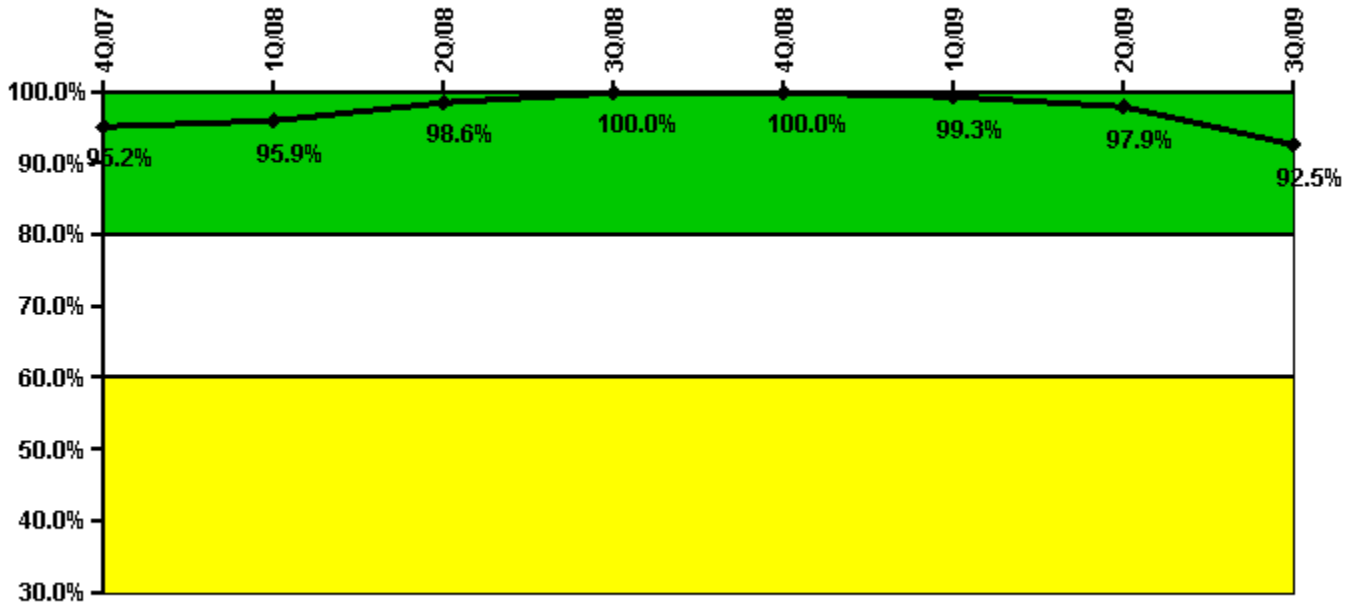
Thresholds: White < 90.0% Yellow < 70.0%

Notes

Drill/Exercise Performance	4Q/07	1Q/08	2Q/08	3Q/08	4Q/08	1Q/09	2Q/09	3Q/09
Successful opportunities	36.0	35.0	38.0	57.0	0	23.0	48.0	50.0
Total opportunities	40.0	37.0	41.0	59.0	0	26.0	49.0	51.0
Indicator value	92.4%	92.9%	92.4%	93.6%	93.6%	93.5%	94.3%	94.7%

Licensee Comments: none

ERO Drill Participation



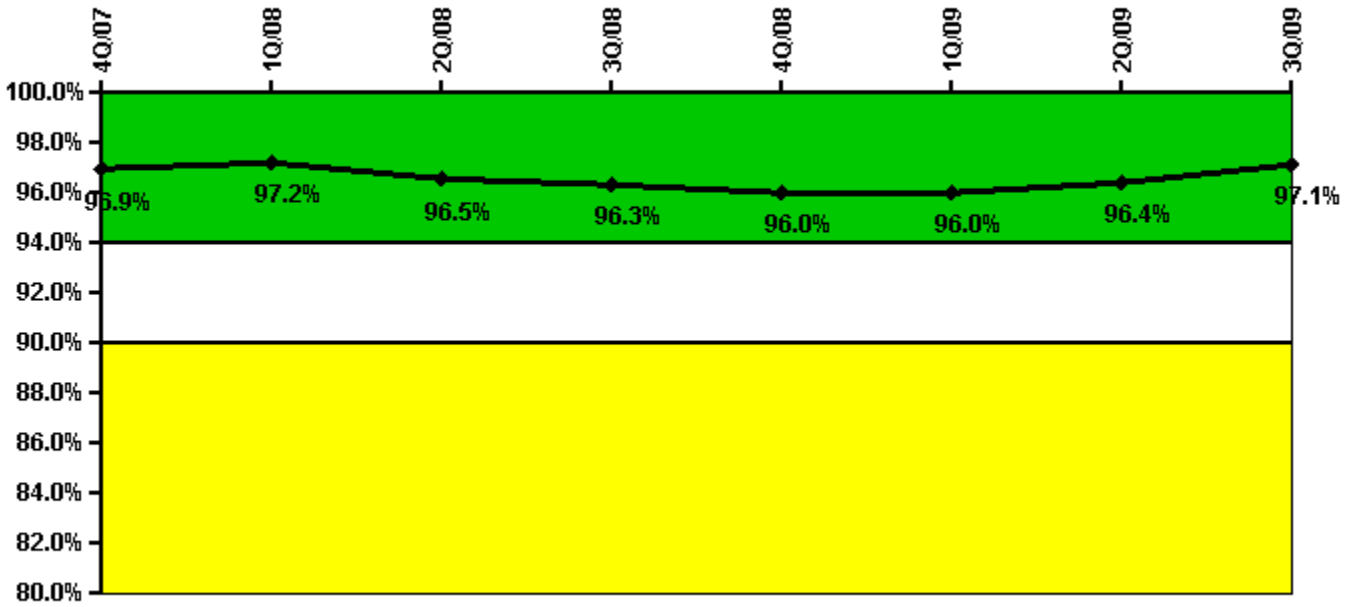
Thresholds: White < 80.0% Yellow < 60.0%

Notes

ERO Drill Participation	4Q/07	1Q/08	2Q/08	3Q/08	4Q/08	1Q/09	2Q/09	3Q/09
Participating Key personnel	140.0	141.0	144.0	147.0	145.0	142.0	140.0	136.0
Total Key personnel	147.0	147.0	146.0	147.0	145.0	143.0	143.0	147.0
Indicator value	95.2%	95.9%	98.6%	100.0%	100.0%	99.3%	97.9%	92.5%

Licensee Comments: none

Alert & Notification System



Thresholds: White < 94.0% Yellow < 90.0%

Notes

Alert & Notification System	4Q/07	1Q/08	2Q/08	3Q/08	4Q/08	1Q/09	2Q/09	3Q/09
Successful siren-tests	308	316	304	450	304	316	310	459
Total sirens-tests	318	318	318	477	318	318	318	477
Indicator value	96.9%	97.2%	96.5%	96.3%	96.0%	96.0%	96.4%	97.1%

Licensee Comments: none

Occupational Exposure Control Effectiveness



Thresholds: White > 2.0 Yellow > 5.0

Notes

Occupational Exposure Control Effectiveness	4Q/07	1Q/08	2Q/08	3Q/08	4Q/08	1Q/09	2Q/09	3Q/09
High radiation area occurrences	0	0	0	0	0	0	0	0
Very high radiation area occurrences	0	0	0	0	0	0	0	0
Unintended exposure occurrences	0	0	0	0	0	0	0	0
Indicator value	0	0	0	0	0	0	0	0

Licensee Comments: none

RETS/ODCM Radiological Effluent



Thresholds: White > 1.0 Yellow > 3.0

Notes

RETS/ODCM Radiological Effluent	4Q/07	1Q/08	2Q/08	3Q/08	4Q/08	1Q/09	2Q/09	3Q/09
RETS/ODCM occurrences	0	0	0	0	0	0	0	0
Indicator value	0	0	0	0	0	0	0	0

Licensee Comments: none

[Security](#) information not publicly available.