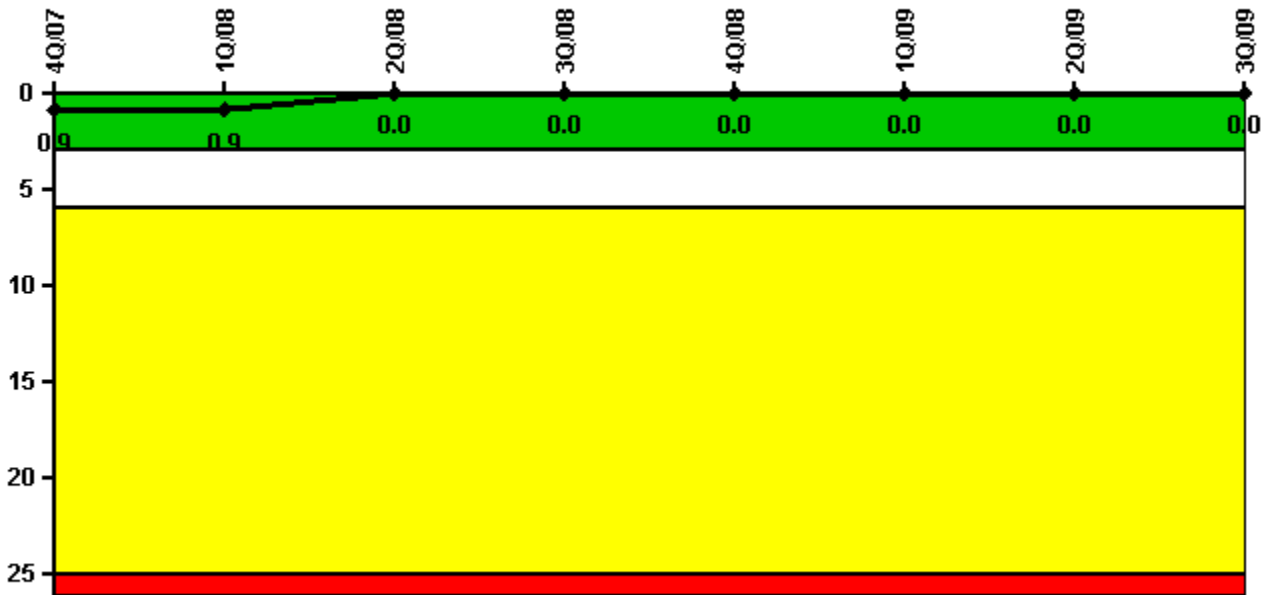


# Braidwood 1

## 3Q/2009 Performance Indicators

Licensee's General Comments: none

### Unplanned Scrams per 7000 Critical Hrs



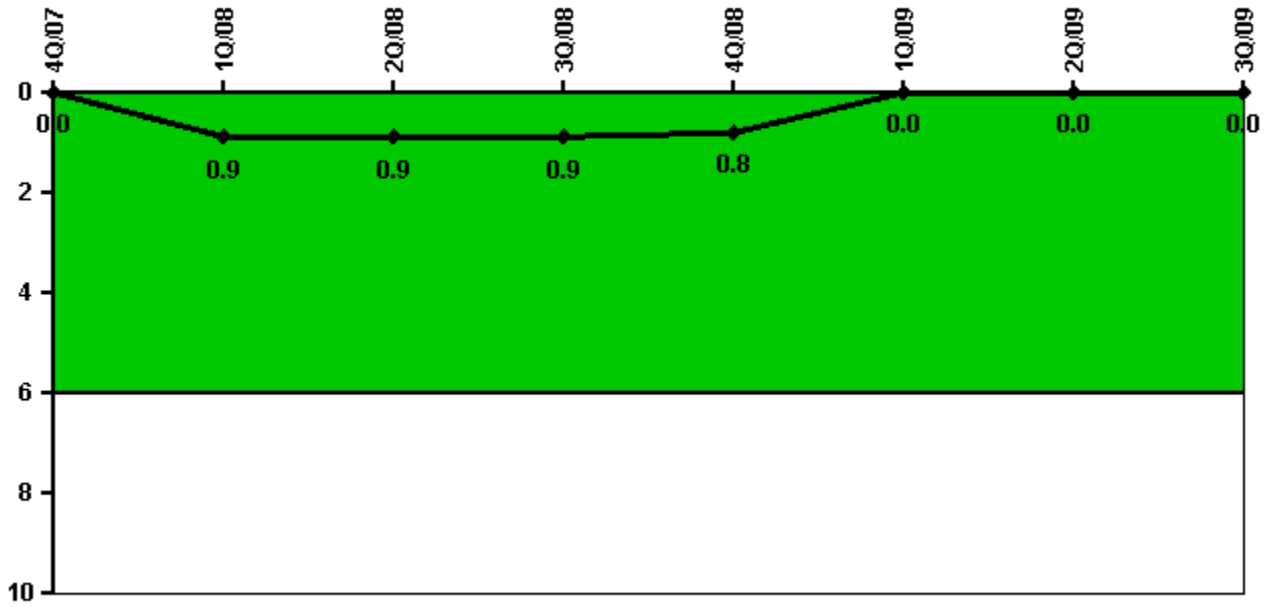
Thresholds: White > 3.0 Yellow > 6.0 Red > 25.0

### Notes

Unplanned Scrams per 7000 Critical Hrs	4Q/07	1Q/08	2Q/08	3Q/08	4Q/08	1Q/09	2Q/09	3Q/09
Unplanned scrams	0	0	0	0	0	0	0	0
Critical hours	1618.3	2183.0	2184.0	2208.0	2209.0	2110.1	1746.6	2208.0
Indicator value	0.9	0.9	0	0	0	0	0	0

Licensee Comments: none

## Unplanned Power Changes per 7000 Critical Hrs



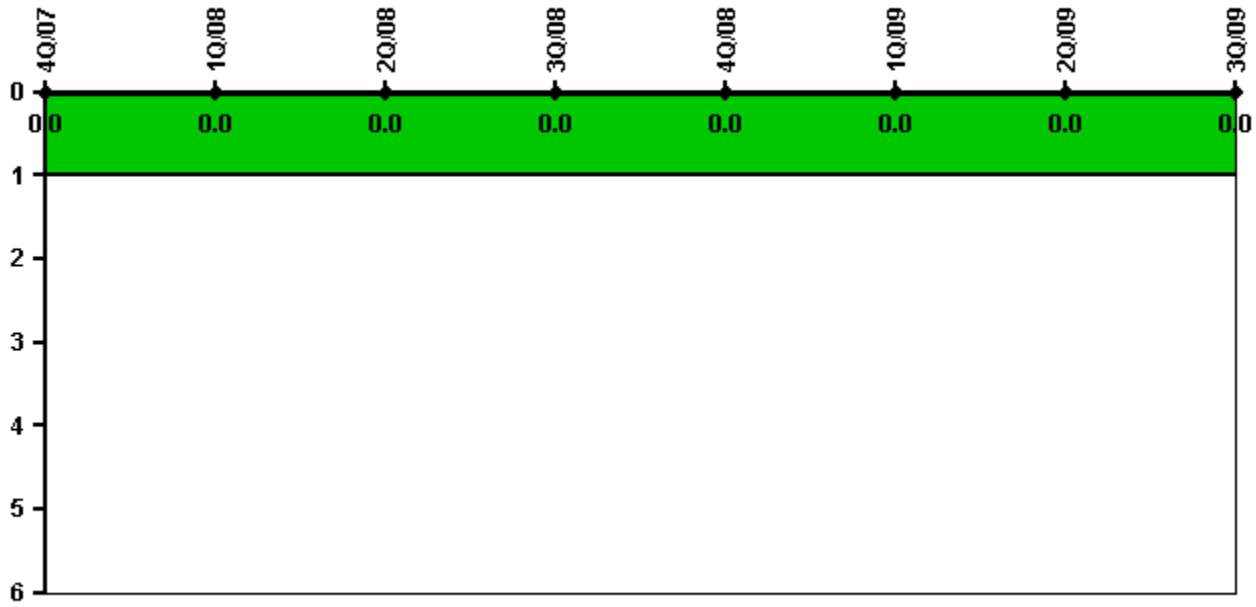
Thresholds: White > 6.0

### Notes

Unplanned Power Changes per 7000 Critical Hrs	4Q/07	1Q/08	2Q/08	3Q/08	4Q/08	1Q/09	2Q/09	3Q/09
Unplanned power changes	0	1.0	0	0	0	0	0	0
Critical hours	1618.3	2183.0	2184.0	2208.0	2209.0	2110.1	1746.6	2208.0
Indicator value	0	0.9	0.9	0.9	0.8	0	0	0

Licensee Comments: none

# Unplanned Scrams with Complications



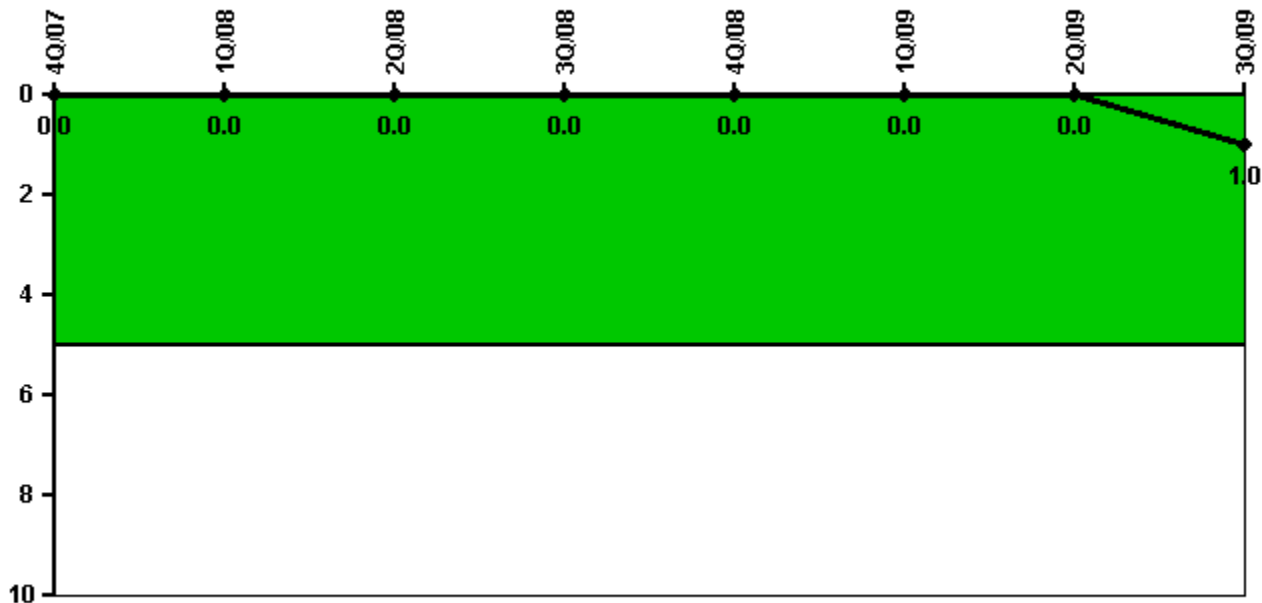
Thresholds: White > 1.0

## Notes

Unplanned Scrams with Complications	4Q/07	1Q/08	2Q/08	3Q/08	4Q/08	1Q/09	2Q/09	3Q/09
Scrams with complications	0	0	0	0	0	0	0	0
Indicator value	0.0	0.0	0.0	0.0	0.0	0.0	0.0	0.0

Licensee Comments: none

## Safety System Functional Failures (PWR)



Thresholds: White > 5.0

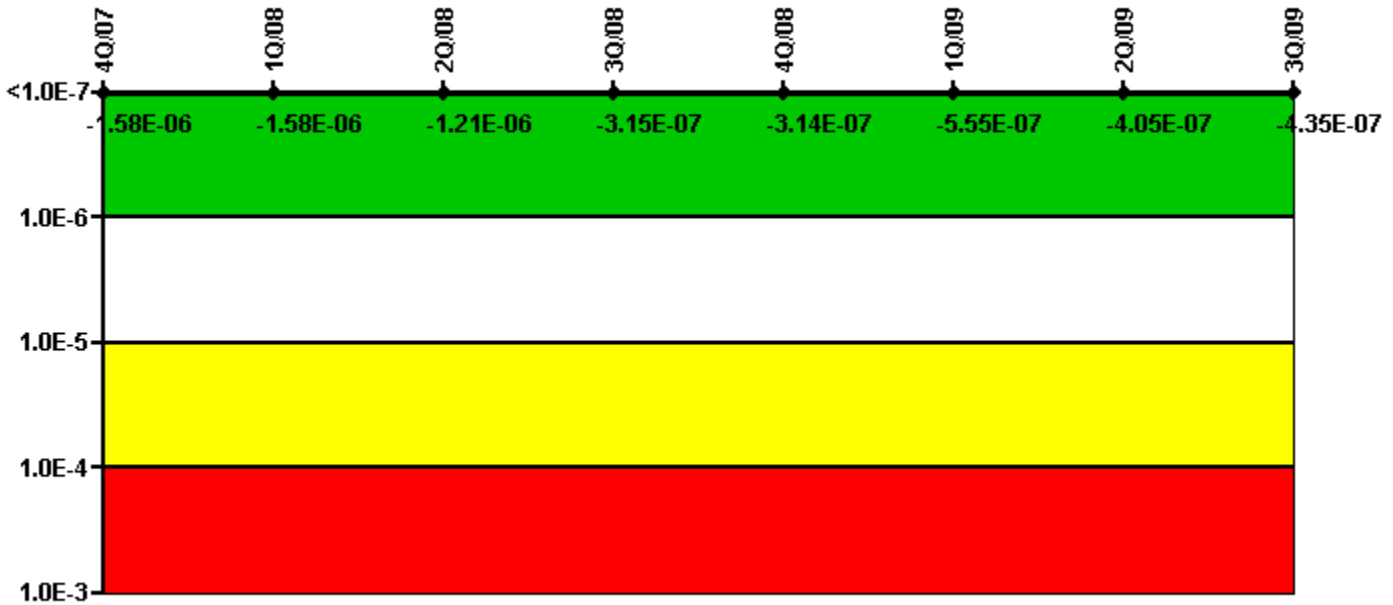
### Notes

Safety System Functional Failures (PWR)	4Q/07	1Q/08	2Q/08	3Q/08	4Q/08	1Q/09	2Q/09	3Q/09
Safety System Functional Failures	0	0	0	0	0	0	0	1
Indicator value	0	0	0	0	0	0	0	1

Licensee Comments:

3Q/09: LER 2009-002-00 Safety Injection System Containment Sump Isolation Valve 1SI8811B Failed to Stroke Full Open due to Torque Switch Assembly Corrosion.

# Mitigating Systems Performance Index, Emergency AC Power System



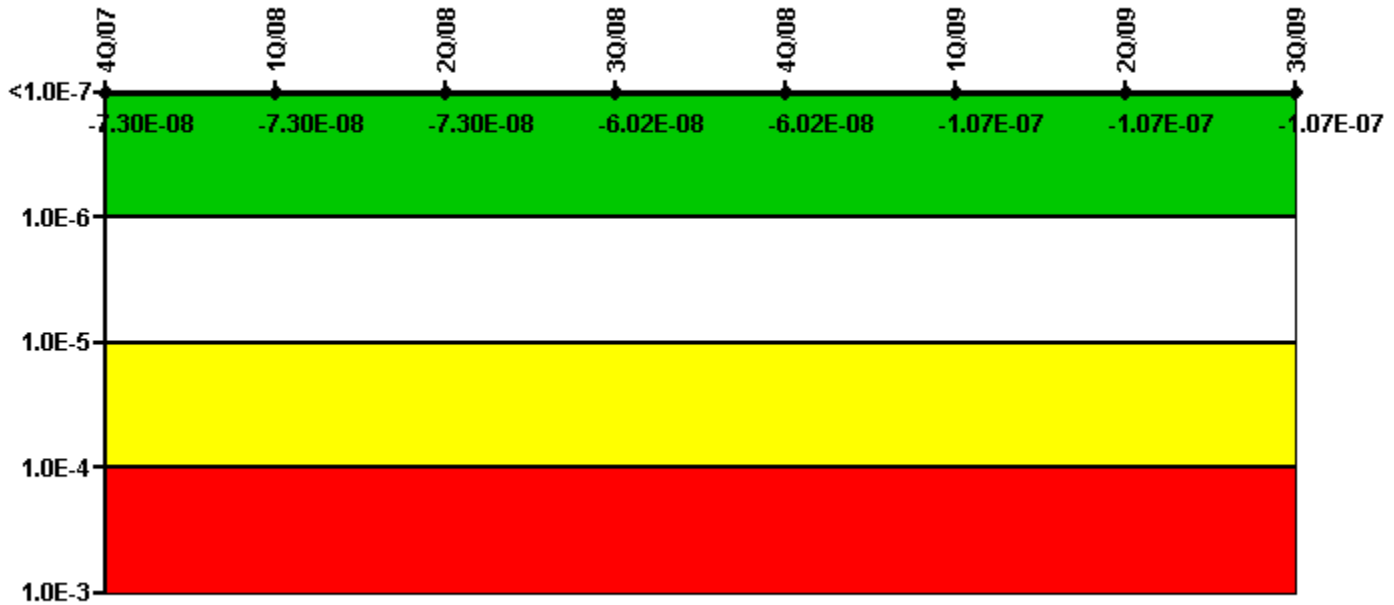
Thresholds: White > 1.00E-6 Yellow > 1.00E-5 Red > 1.00E-4

## Notes

Mitigating Systems Performance Index, Emergency AC Power System	4Q/07	1Q/08	2Q/08	3Q/08	4Q/08	1Q/09	2Q/09	3Q/09
UAI ( $\Delta$ CDF)	2.10E-08	2.10E-08	9.10E-08	2.50E-08	2.60E-08	4.50E-08	5.50E-08	5.50E-08
URI ( $\Delta$ CDF)	-1.60E-06	-1.60E-06	-1.30E-06	-3.40E-07	-3.40E-07	-6.00E-07	-4.60E-07	-4.90E-07
PLE	NO	NO	NO	NO	NO	NO	NO	NO
Indicator value	-1.58E-06	-1.58E-06	-1.21E-06	-3.15E-07	-3.14E-07	-5.55E-07	-4.05E-07	-4.35E-07

Licensee Comments: none

# Mitigating Systems Performance Index, High Pressure Injection System



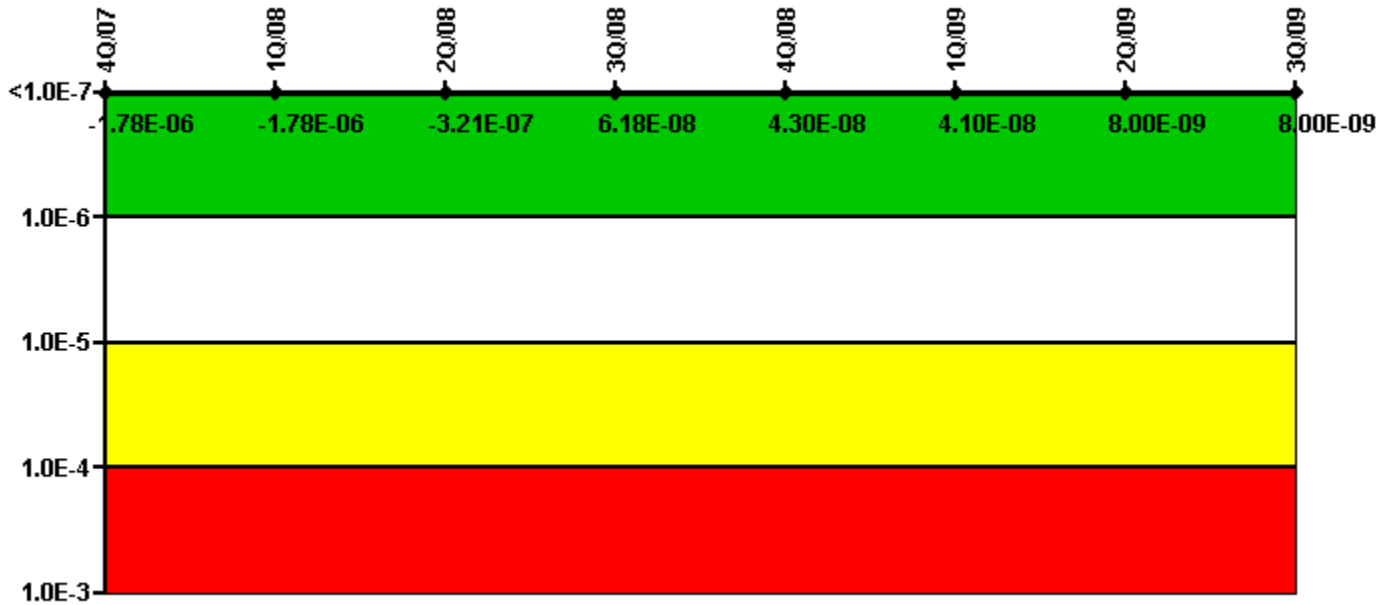
Thresholds: White > 1.00E-6 Yellow > 1.00E-5 Red > 1.00E-4

## Notes

Mitigating Systems Performance Index, High Pressure Injection System	4Q/07	1Q/08	2Q/08	3Q/08	4Q/08	1Q/09	2Q/09	3Q/09
UAI ( $\Delta$ CDF)	-5.80E-08	-5.80E-08	-5.80E-08	-5.10E-08	-5.10E-08	-9.20E-08	-9.20E-08	-9.20E-08
URI ( $\Delta$ CDF)	-1.50E-08	-1.50E-08	-1.50E-08	-9.20E-09	-9.20E-09	-1.50E-08	-1.50E-08	-1.50E-08
PLE	NO	NO	NO	NO	NO	NO	NO	NO
Indicator value	-7.30E-08	-7.30E-08	-7.30E-08	-6.02E-08	-6.02E-08	-1.07E-07	-1.07E-07	-1.07E-07

Licensee Comments: none

# Mitigating Systems Performance Index, Heat Removal System




Thresholds: White > 1.00E-6 Yellow > 1.00E-5 Red > 1.00E-4

## Notes

Mitigating Systems Performance Index, Heat Removal System	4Q/07	1Q/08	2Q/08	3Q/08	4Q/08	1Q/09	2Q/09	3Q/09
UAI ( $\Delta$ CDF)	-6.80E-07	-6.80E-07	-3.70E-07	6.80E-09	-1.20E-08	-1.60E-08	-1.50E-08	-1.50E-08
URI ( $\Delta$ CDF)	-1.10E-06	-1.10E-06	4.90E-08	5.50E-08	5.50E-08	5.70E-08	2.30E-08	2.30E-08
PLE	NO	NO	NO	NO	NO	NO	NO	NO
Indicator value	-1.78E-06	-1.78E-06	-3.21E-07	6.18E-08	4.30E-08	4.10E-08	8.00E-09	8.00E-09

Licensee Comments: none

# Mitigating Systems Performance Index, Residual Heat Removal System



Thresholds: White > 1.00E-6 Yellow > 1.00E-5 Red > 1.00E-4

## Notes

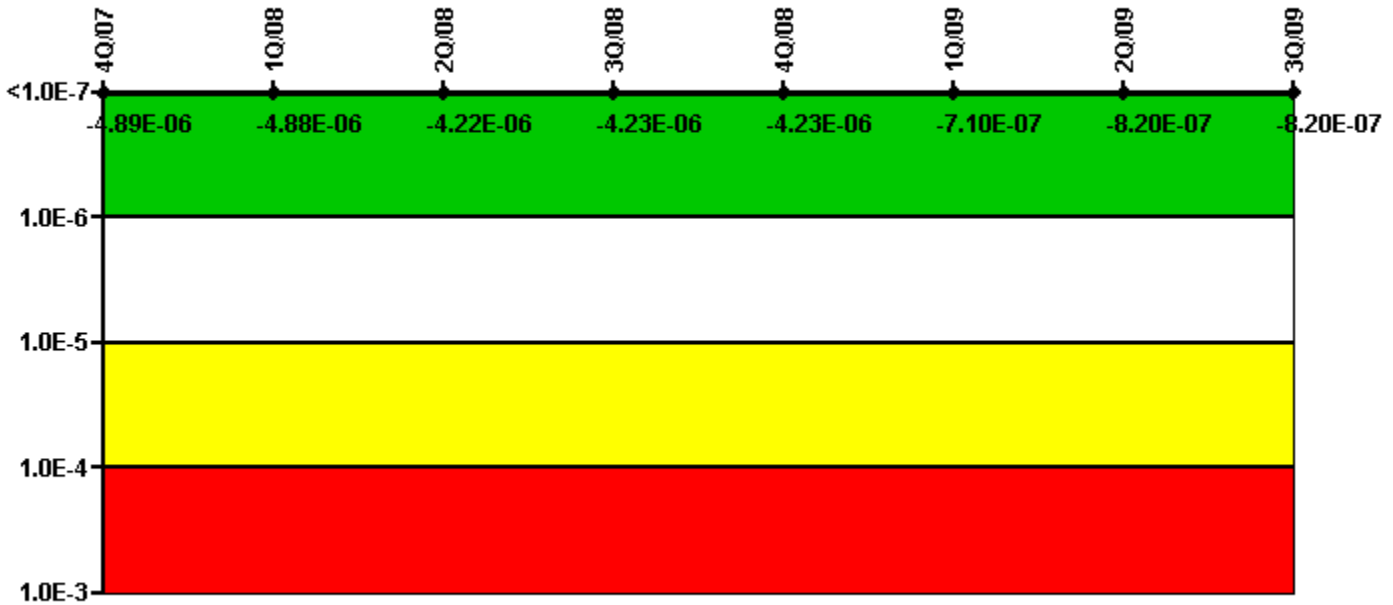
Mitigating Systems Performance Index, Residual Heat Removal System	4Q/07	1Q/08	2Q/08	3Q/08	4Q/08	1Q/09	2Q/09	3Q/09
UAI ( $\Delta$ CDF)	5.40E-08	6.00E-08	6.20E-08	-6.30E-09	1.70E-08	-2.90E-08	1.30E-08	2.40E-08
URI ( $\Delta$ CDF)	-1.30E-07	-1.30E-07	-1.40E-07	-9.10E-08	-9.00E-08	-1.70E-07	1.80E-07	1.80E-07
PLE	NO	NO	NO	NO	NO	NO	NO	NO
Indicator value	-7.60E-08	-7.00E-08	-7.80E-08	-9.73E-08	-7.30E-08	-1.99E-07	1.93E-07	2.04E-07

Licensee Comments:

2Q/09: May Unplanned UA was changed from 1.3 to zero due to a retraction of an unplanned LCO entry dated 5/15/09. The LCO was retracted 7/05/09 resulting in total UA changing from 1.6 to 0.3. June unavailability was updated adding 12 hours due to the 1A RH pump work window.



# Mitigating Systems Performance Index, Cooling Water Systems




Thresholds: White > 1.00E-6 Yellow > 1.00E-5 Red > 1.00E-4

## Notes

Mitigating Systems Performance Index, Cooling Water Systems	4Q/07	1Q/08	2Q/08	3Q/08	4Q/08	1Q/09	2Q/09	3Q/09
UAI ( $\Delta$ CDF)	-7.90E-07	-7.80E-07	-3.20E-07	2.70E-07	2.70E-07	7.90E-07	6.80E-07	6.80E-07
URI ( $\Delta$ CDF)	-4.10E-06	-4.10E-06	-3.90E-06	-4.50E-06	-4.50E-06	-1.50E-06	-1.50E-06	-1.50E-06
PLE	NO	NO	NO	NO	NO	NO	NO	NO
Indicator value	-4.89E-06	-4.88E-06	-4.22E-06	-4.23E-06	-4.23E-06	-7.10E-07	-8.20E-07	-8.20E-07

Licensee Comments: none

# Reactor Coolant System Activity



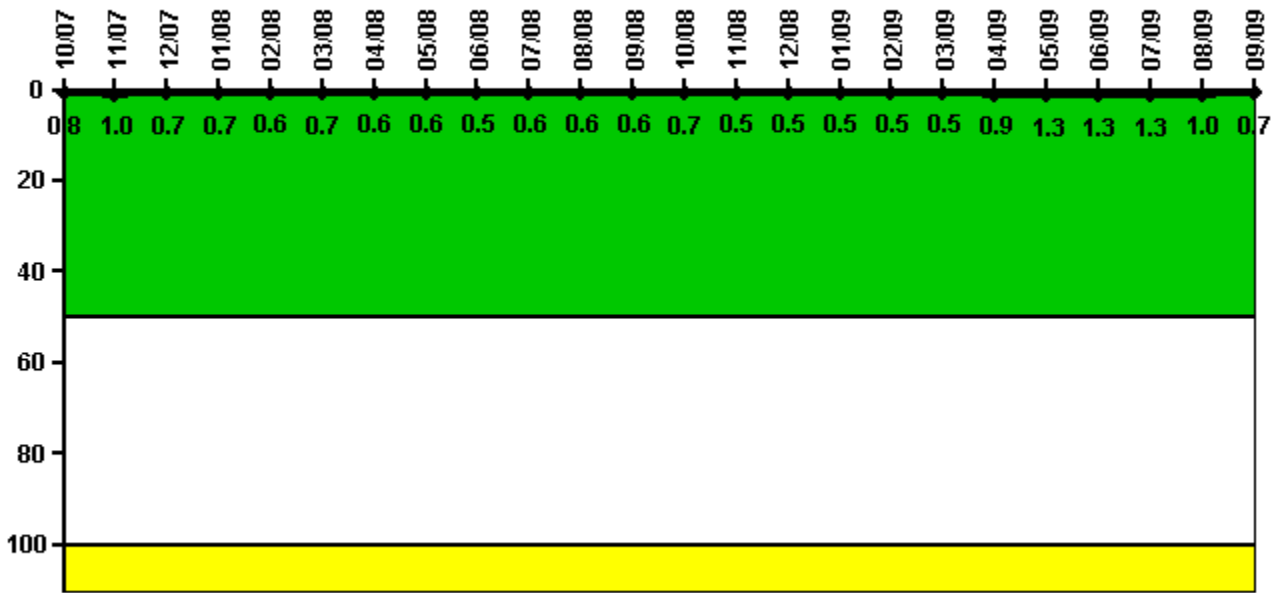
Thresholds: White > 50.0 Yellow > 100.0

## Notes

Reactor Coolant System Activity	10/07	11/07	12/07	1/08	2/08	3/08	4/08	5/08	6/08	7/08	8/08	9/08
Maximum activity	N/A	0.001320	0.001600	0.001460	0.001530	0.001590	0.001730	0.001780	0.001860	0.001910	0.002000	0.002070
Technical specification limit	1.0	1.0	1.0	1.0	1.0	1.0	1.0	1.0	1.0	1.0	1.0	1.0
Indicator value	N/A	0.1	0.2	0.1	0.2	0.2	0.2	0.2	0.2	0.2	0.2	0.2
Reactor Coolant System Activity	10/08	11/08	12/08	1/09	2/09	3/09	4/09	5/09	6/09	7/09	8/09	9/09
Maximum activity	0.002330	0.002310	0.002370	0.002880	0.002530	0.002670	0.000652	0.000822	0.000738	0.000816	0.000857	0.000884
Technical specification limit	1.0	1.0	1.0	1.0	1.0	1.0	1.0	1.0	1.0	1.0	1.0	1.0
Indicator value	0.2	0.2	0.2	0.3	0.3	0.3	0.1	0.1	0.1	0.1	0.1	0.1

Licensee Comments: none

## Reactor Coolant System Leakage



Thresholds: White > 50.0 Yellow > 100.0

### Notes

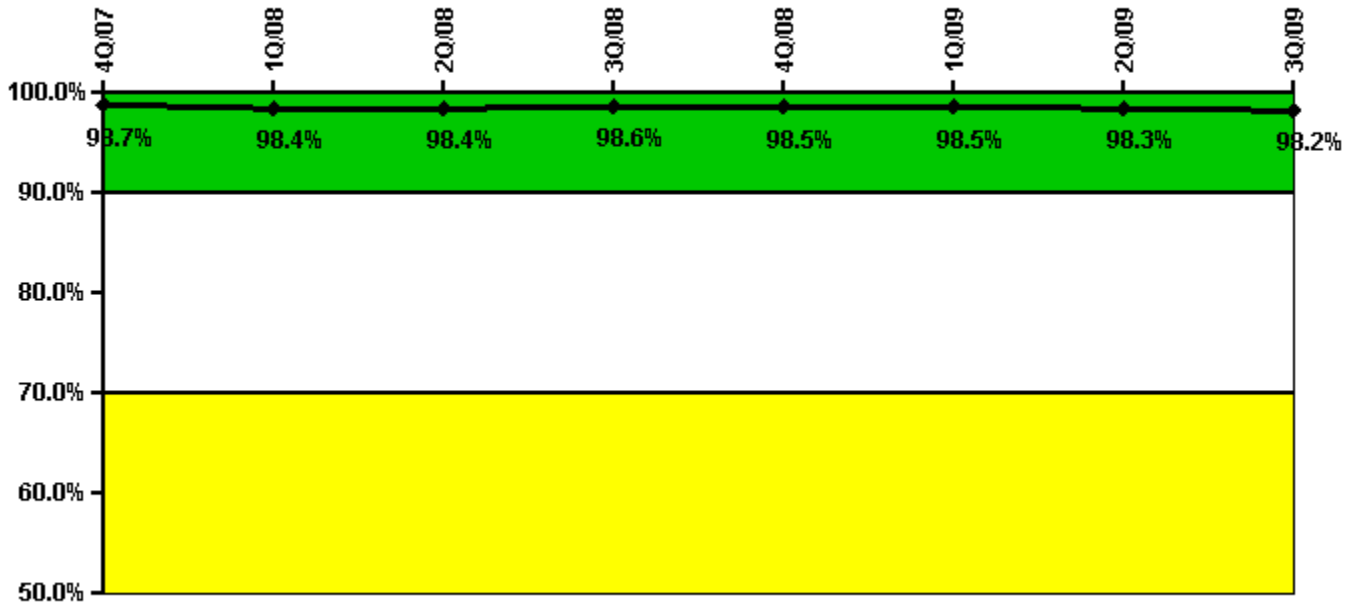
Reactor Coolant System Leakage	10/07	11/07	12/07	1/08	2/08	3/08	4/08	5/08	6/08	7/08	8/08	9/08
Maximum leakage	0.076	0.100	0.072	0.069	0.064	0.072	0.059	0.061	0.050	0.056	0.060	0.057
Technical specification limit	10.0	10.0	10.0	10.0	10.0	10.0	10.0	10.0	10.0	10.0	10.0	10.0
Indicator value	0.8	1.0	0.7	0.7	0.6	0.7	0.6	0.6	0.5	0.6	0.6	0.6

Reactor Coolant System Leakage	10/08	11/08	12/08	1/09	2/09	3/09	4/09	5/09	6/09	7/09	8/09	9/09
Maximum leakage	0.070	0.050	0.046	0.047	0.051	0.052	0.085	0.126	0.125	0.127	0.102	0.072
Technical specification limit	10.0	10.0	10.0	10.0	10.0	10.0	10.0	10.0	10.0	10.0	10.0	10.0
Indicator value	0.7	0.5	0.5	0.5	0.5	0.5	0.9	1.3	1.3	1.3	1.0	0.7

Licensee Comments: none

## Drill/Exercise Performance



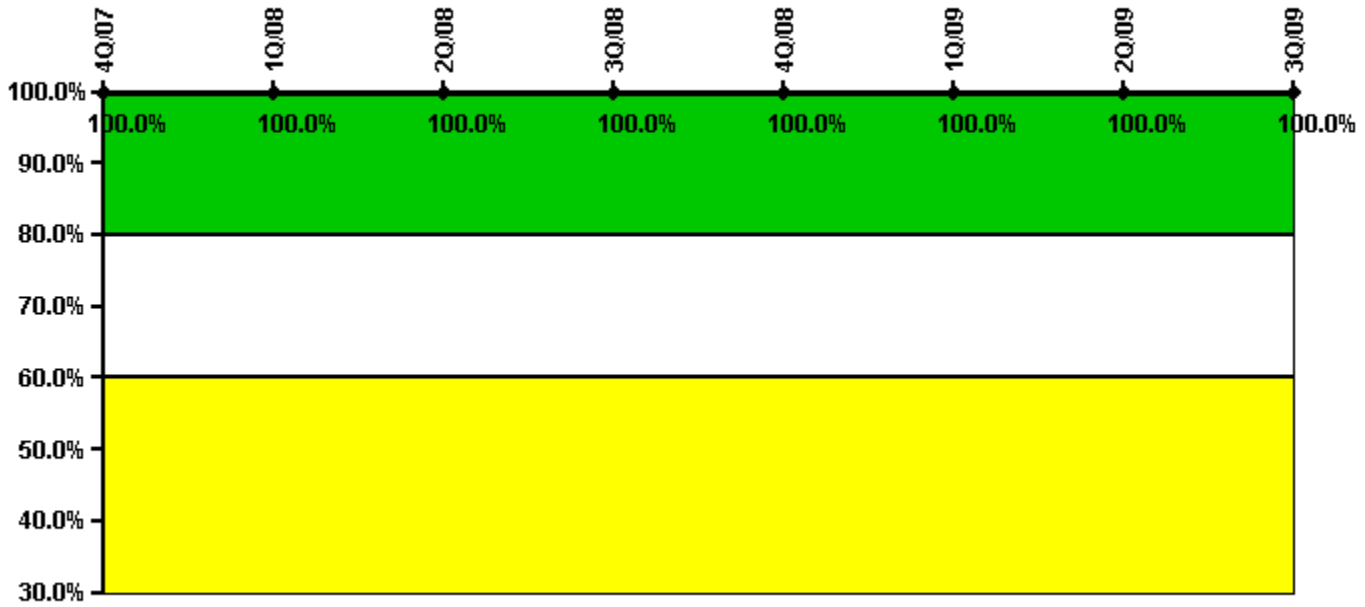
Thresholds: White < 90.0% Yellow < 70.0%

### Notes

Drill/Exercise Performance	4Q/07	1Q/08	2Q/08	3Q/08	4Q/08	1Q/09	2Q/09	3Q/09
Successful opportunities	18.0	20.0	26.0	134.0	45.0	24.0	47.0	117.0
Total opportunities	19.0	22.0	26.0	136.0	46.0	24.0	48.0	118.0
Indicator value	98.7%	98.4%	98.4%	98.6%	98.5%	98.5%	98.3%	98.2%

Licensee Comments: none

# ERO Drill Participation



Thresholds: White < 80.0% Yellow < 60.0%

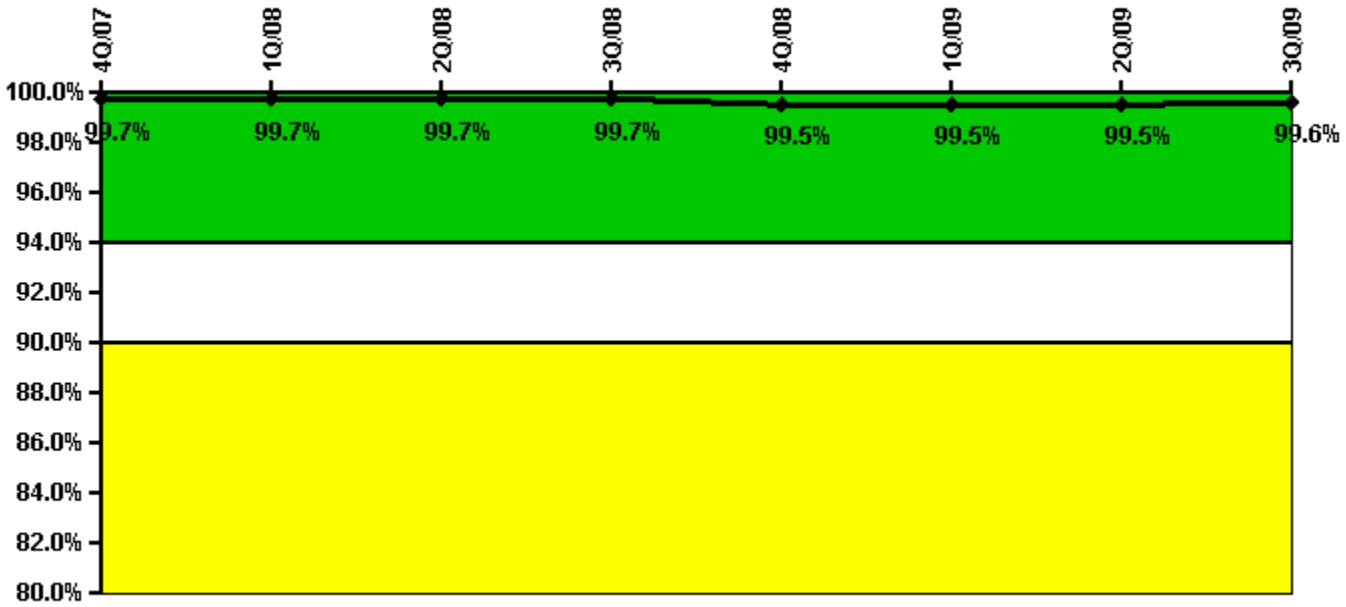
## Notes

ERO Drill Participation	4Q/07	1Q/08	2Q/08	3Q/08	4Q/08	1Q/09	2Q/09	3Q/09
Participating Key personnel	75.0	72.0	69.0	67.0	65.0	68.0	69.0	71.0
Total Key personnel	75.0	72.0	69.0	67.0	65.0	68.0	69.0	71.0
Indicator value	100.0%	100.0%	100.0%	100.0%	100.0%	100.0%	100.0%	100.0%

Licensee Comments: none

---

# Alert & Notification System



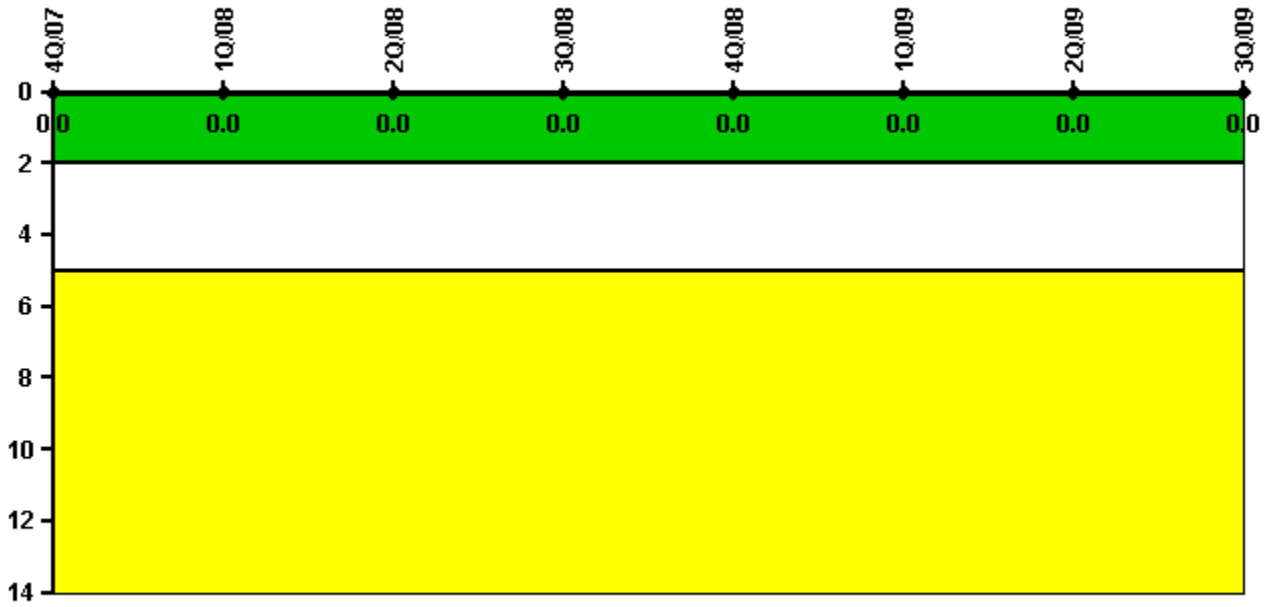
Thresholds: White < 94.0% Yellow < 90.0%

## Notes

Alert & Notification System	4Q/07	1Q/08	2Q/08	3Q/08	4Q/08	1Q/09	2Q/09	3Q/09
Successful siren-tests	4474	4473	4465	4516	4438	4405	4463	4544
Total sirens-tests	4480	4478	4479	4550	4480	4410	4480	4550
Indicator value	99.7%	99.7%	99.7%	99.7%	99.5%	99.5%	99.5%	99.6%

Licensee Comments: none

# Occupational Exposure Control Effectiveness



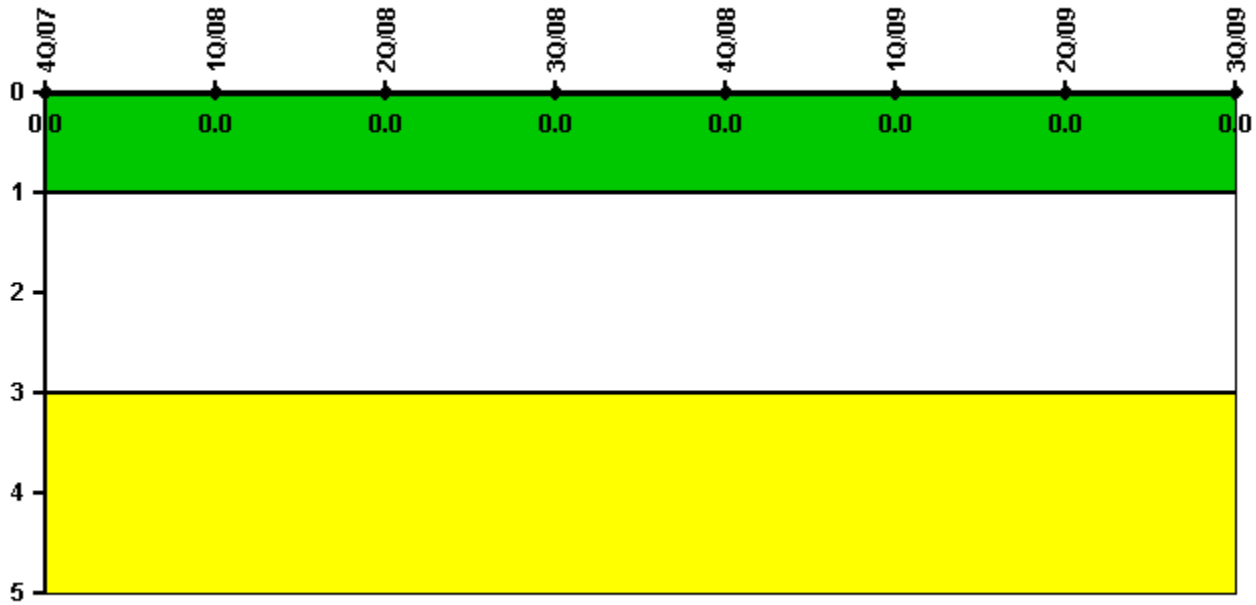
Thresholds: White > 2.0 Yellow > 5.0

## Notes

Occupational Exposure Control Effectiveness	4Q/07	1Q/08	2Q/08	3Q/08	4Q/08	1Q/09	2Q/09	3Q/09
High radiation area occurrences	0	0	0	0	0	0	0	0
Very high radiation area occurrences	0	0	0	0	0	0	0	0
Unintended exposure occurrences	0	0	0	0	0	0	0	0
<b>Indicator value</b>	<b>0</b>	<b>0</b>	<b>0</b>	<b>0</b>	<b>0</b>	<b>0</b>	<b>0</b>	<b>0</b>

Licensee Comments: none

# RETS/ODCM Radiological Effluent



Thresholds: White > 1.0 Yellow > 3.0

## Notes

RETS/ODCM Radiological Effluent	4Q/07	1Q/08	2Q/08	3Q/08	4Q/08	1Q/09	2Q/09	3Q/09
RETS/ODCM occurrences	0	0	0	0	0	0	0	0
Indicator value	0	0	0	0	0	0	0	0

Licensee Comments: none

[Security](#) information not publicly available.