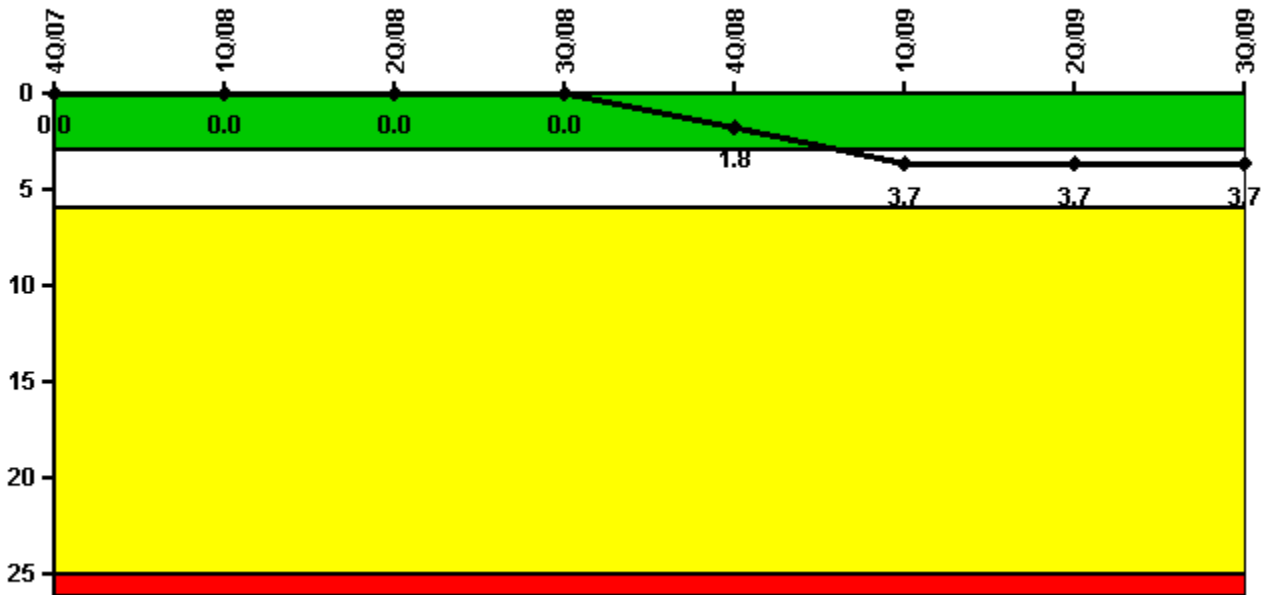


Arkansas Nuclear 1

3Q/2009 Performance Indicators

Licensee's General Comments: none

Unplanned Scrams per 7000 Critical Hrs



Thresholds: White > 3.0 Yellow > 6.0 Red > 25.0

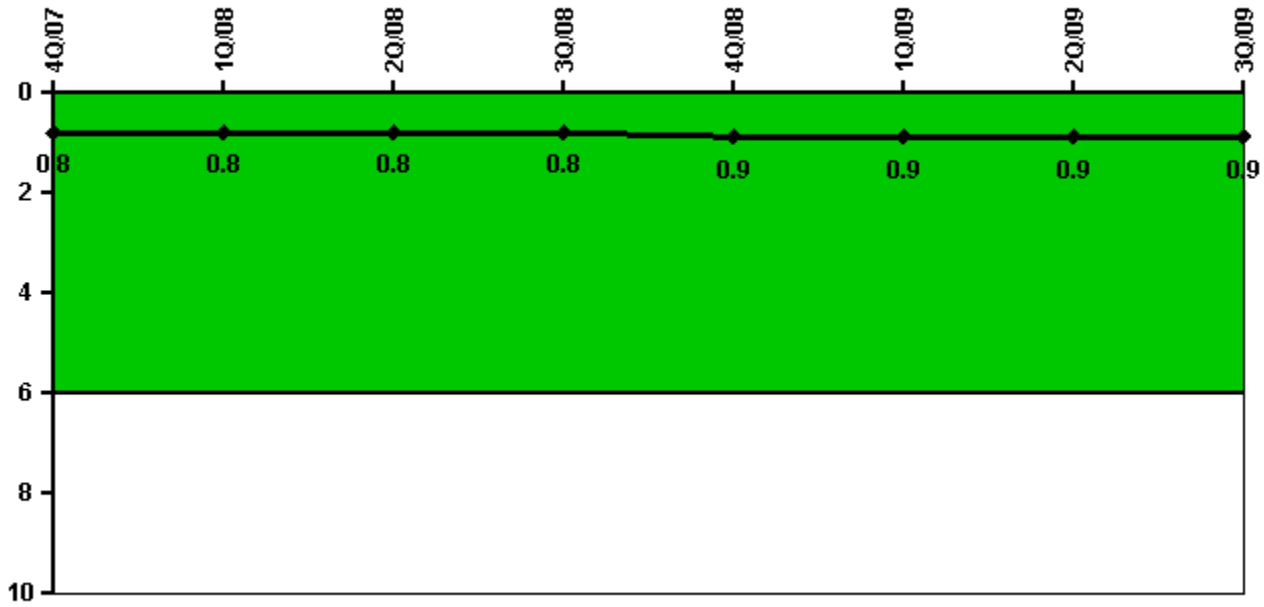
Notes

Unplanned Scrams per 7000 Critical Hrs	4Q/07	1Q/08	2Q/08	3Q/08	4Q/08	1Q/09	2Q/09	3Q/09
Unplanned scrams	0	0	0	0	2.0	2.0	0	0
Critical hours	2209.0	2183.0	2184.0	2208.0	1010.4	2069.3	2184.0	2208.0
Indicator value	0	0	0	0	1.8	3.7	3.7	3.7

Licensee Comments:

3Q/09: Required comment per NEI 99-02 Revision 5: ANO-1 exceeded the GREEN/WHITE threshold in the 1st quarter 2009 for Unplanned Scrams per 7000 Critical Hours, due to 2 unplanned manual scrams in December 2008, and 2 unplanned manual scrams in February 2009.

Unplanned Power Changes per 7000 Critical Hrs



Thresholds: White > 6.0

Notes

Unplanned Power Changes per 7000 Critical Hrs	4Q/07	1Q/08	2Q/08	3Q/08	4Q/08	1Q/09	2Q/09	3Q/09
Unplanned power changes	0	0	1.0	0	0	0	1.0	0
Critical hours	2209.0	2183.0	2184.0	2208.0	1010.4	2069.3	2184.0	2208.0
Indicator value	0.8	0.8	0.8	0.8	0.9	0.9	0.9	0.9

Licensee Comments: none

Unplanned Scrams with Complications



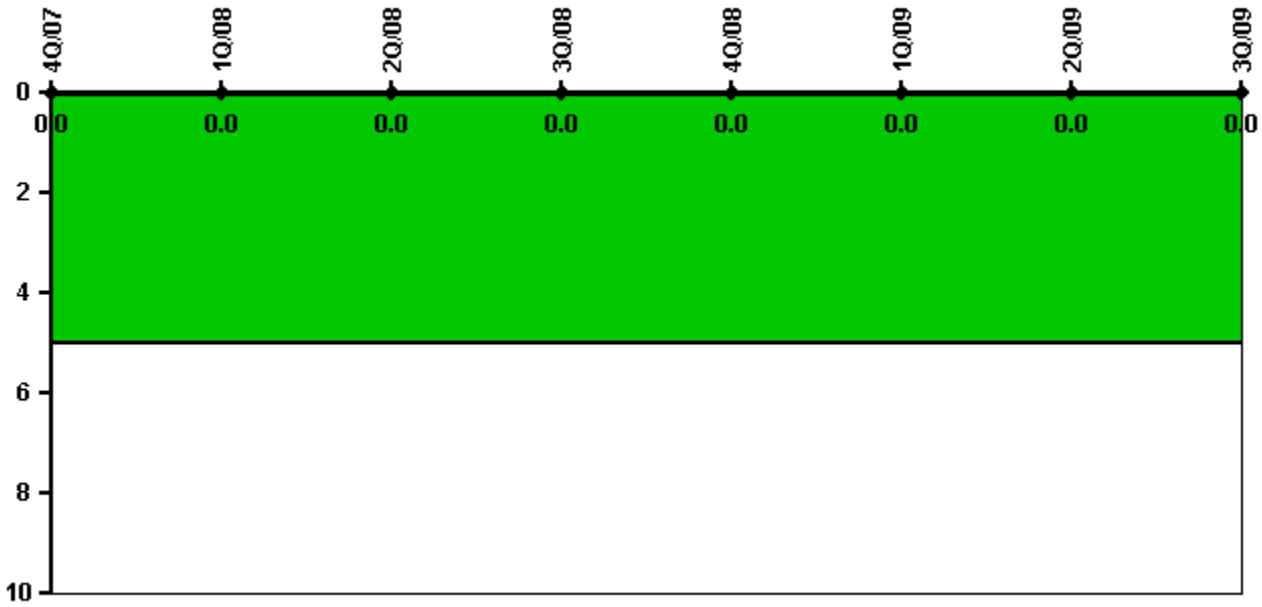
Thresholds: White > 1.0

Notes

Unplanned Scrams with Complications	4Q/07	1Q/08	2Q/08	3Q/08	4Q/08	1Q/09	2Q/09	3Q/09
Scrams with complications	0	0	0	0	0	0	0	0
Indicator value	0.0	0.0	0.0	0.0	0.0	0.0	0.0	0.0

Licensee Comments: none

Safety System Functional Failures (PWR)



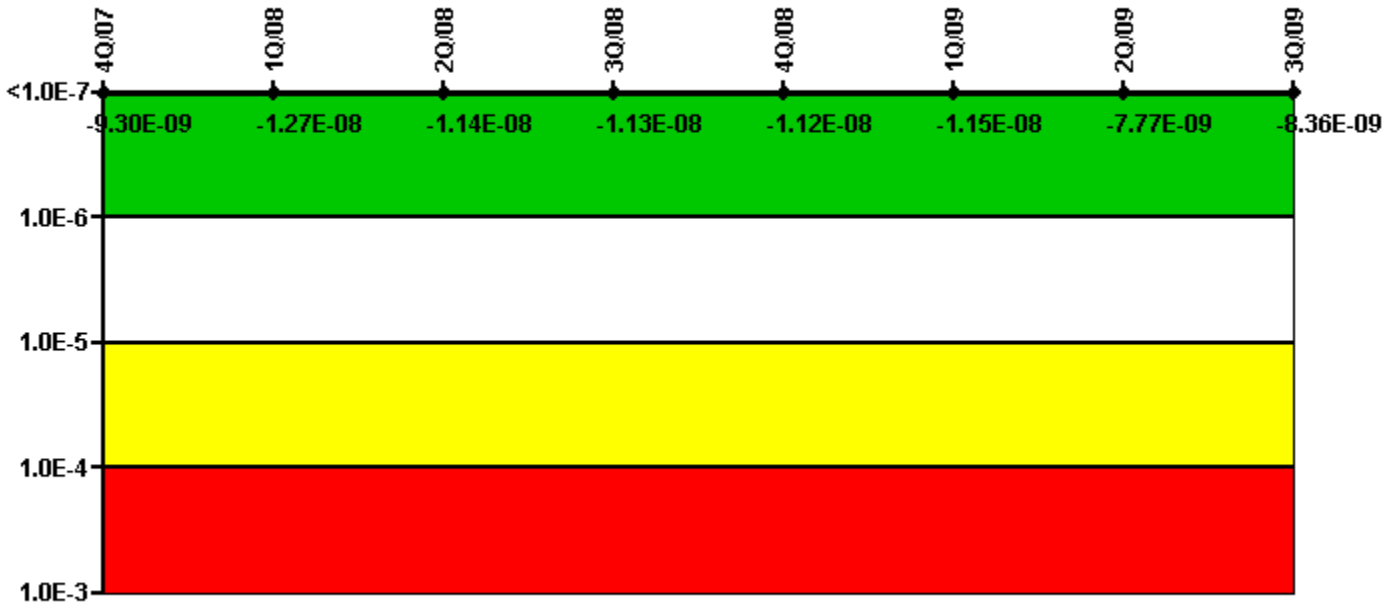
Thresholds: White > 5.0

Notes

Safety System Functional Failures (PWR)	4Q/07	1Q/08	2Q/08	3Q/08	4Q/08	1Q/09	2Q/09	3Q/09
Safety System Functional Failures	0	0	0	0	0	0	0	0
Indicator value	0	0	0	0	0	0	0	0

Licensee Comments: none

Mitigating Systems Performance Index, Emergency AC Power System



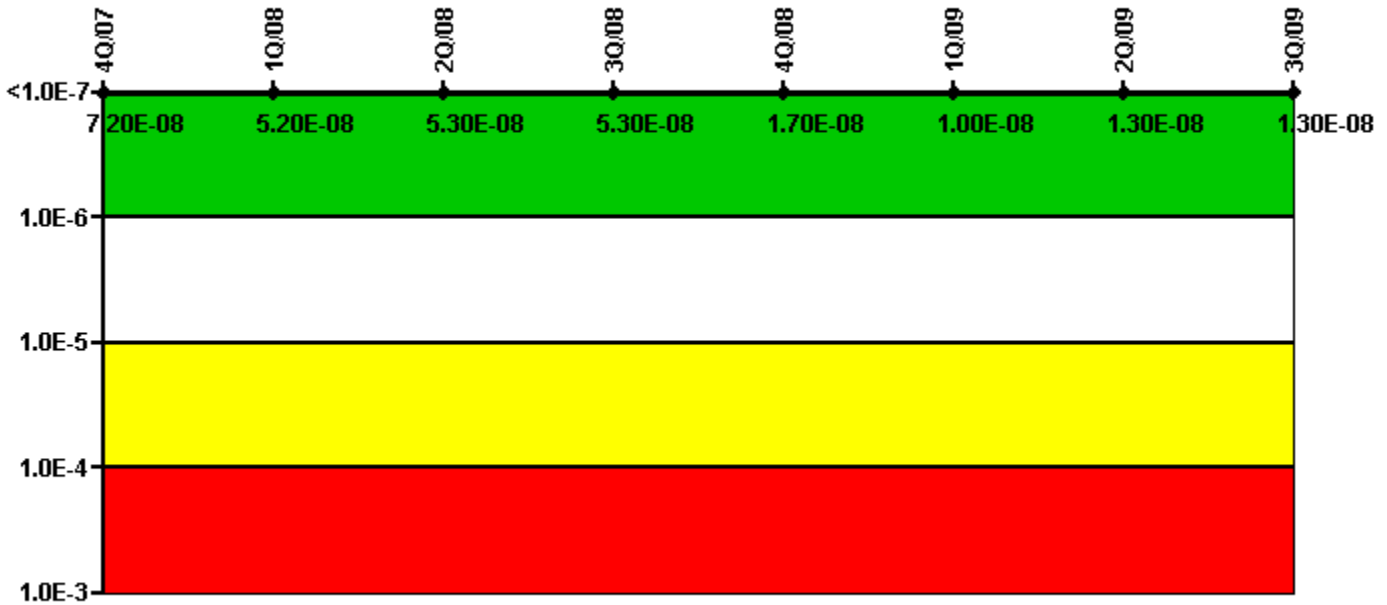
Thresholds: White > 1.00E-6 Yellow > 1.00E-5 Red > 1.00E-4

Notes

Mitigating Systems Performance Index, Emergency AC Power System	4Q/07	1Q/08	2Q/08	3Q/08	4Q/08	1Q/09	2Q/09	3Q/09
UAI (Δ CDF)	1.70E-09	-3.10E-09	-3.10E-09	-3.10E-09	-3.10E-09	-3.10E-09	9.30E-10	9.40E-10
URI (Δ CDF)	-1.10E-08	-9.60E-09	-8.30E-09	-8.20E-09	-8.10E-09	-8.40E-09	-8.70E-09	-9.30E-09
PLE	NO	NO	NO	NO	NO	NO	NO	NO
Indicator value	-9.30E-09	-1.27E-08	-1.14E-08	-1.13E-08	-1.12E-08	-1.15E-08	-7.77E-09	-8.36E-09

Licensee Comments: none

Mitigating Systems Performance Index, High Pressure Injection System



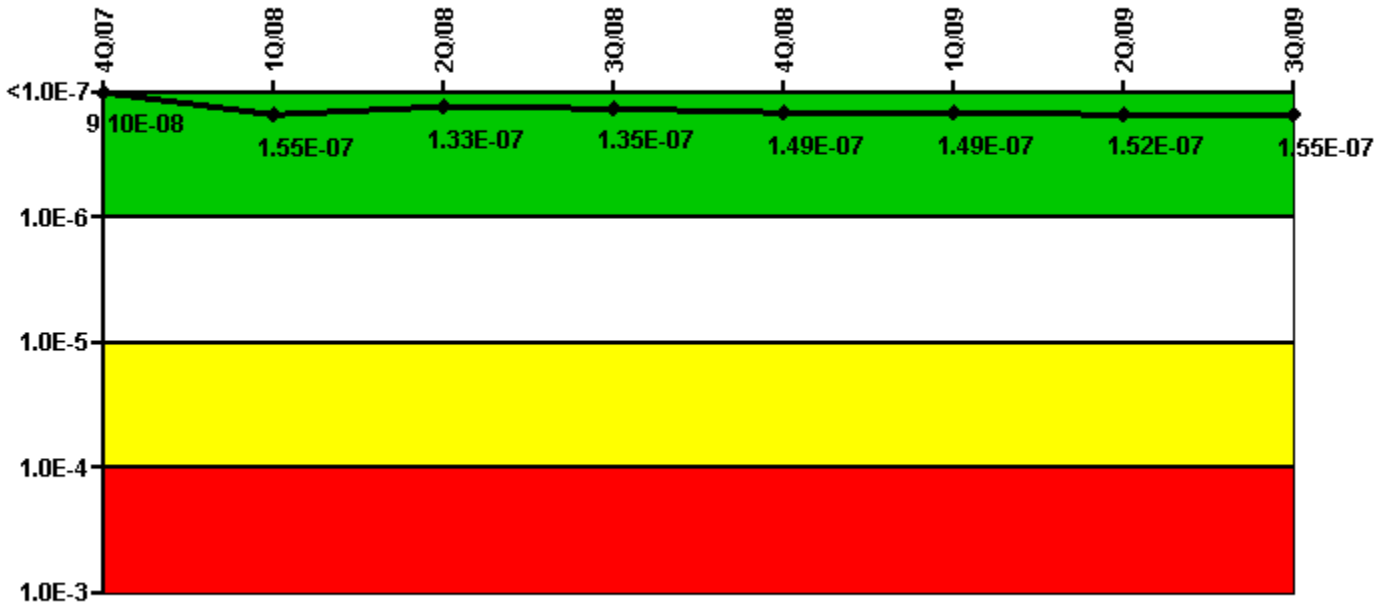
Thresholds: White > 1.00E-6 Yellow > 1.00E-5 Red > 1.00E-4

Notes

Mitigating Systems Performance Index, High Pressure Injection System	4Q/07	1Q/08	2Q/08	3Q/08	4Q/08	1Q/09	2Q/09	3Q/09
UAI (Δ CDF)	6.00E-08	4.00E-08	4.00E-08	4.00E-08	3.60E-08	2.90E-08	3.20E-08	3.20E-08
URI (Δ CDF)	1.20E-08	1.20E-08	1.30E-08	1.30E-08	-1.90E-08	-1.90E-08	-1.90E-08	-1.90E-08
PLE	NO	NO	NO	NO	NO	NO	NO	NO
Indicator value	7.20E-08	5.20E-08	5.30E-08	5.30E-08	1.70E-08	1.00E-08	1.30E-08	1.30E-08

Licensee Comments: none

Mitigating Systems Performance Index, Heat Removal System



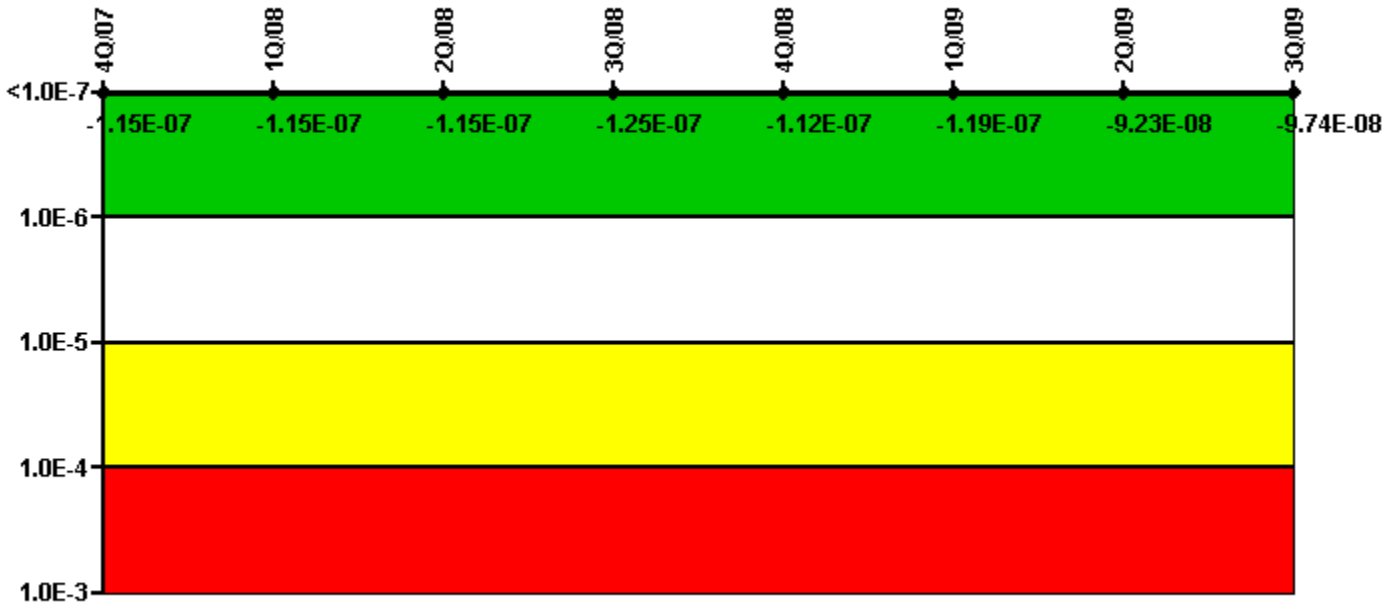
Thresholds: White > 1.00E-6 Yellow > 1.00E-5 Red > 1.00E-4

Notes

Mitigating Systems Performance Index, Heat Removal System	4Q/07	1Q/08	2Q/08	3Q/08	4Q/08	1Q/09	2Q/09	3Q/09
UAI (Δ CDF)	3.20E-08	9.90E-08	7.30E-08	7.70E-08	9.10E-08	9.20E-08	9.40E-08	9.70E-08
URI (Δ CDF)	5.90E-08	5.60E-08	6.00E-08	5.80E-08	5.80E-08	5.70E-08	5.80E-08	5.80E-08
PLE	NO	NO	NO	NO	NO	NO	NO	NO
Indicator value	9.10E-08	1.55E-07	1.33E-07	1.35E-07	1.49E-07	1.49E-07	1.52E-07	1.55E-07

Licensee Comments: none

Mitigating Systems Performance Index, Residual Heat Removal System



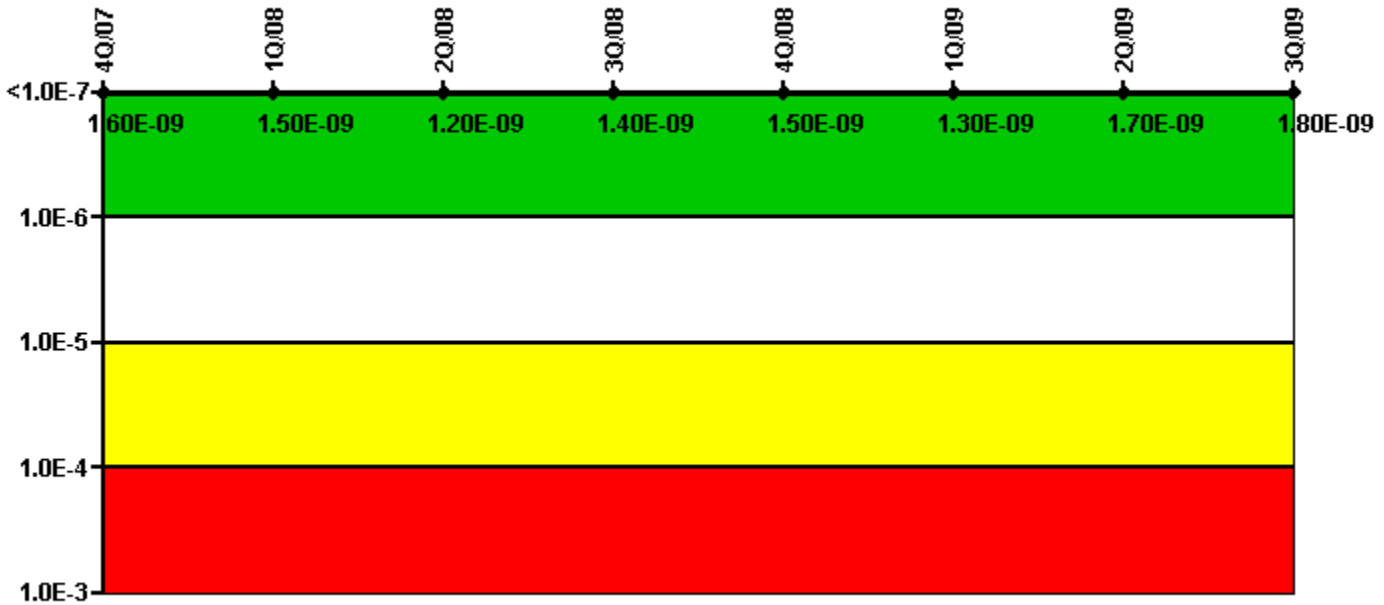
Thresholds: White > 1.00E-6 Yellow > 1.00E-5 Red > 1.00E-4

Notes

Mitigating Systems Performance Index, Residual Heat Removal System	4Q/07	1Q/08	2Q/08	3Q/08	4Q/08	1Q/09	2Q/09	3Q/09
UAI (Δ CDF)	-4.80E-09	-4.90E-09	-4.90E-09	-1.50E-08	-1.20E-08	-1.90E-08	7.70E-09	2.60E-09
URI (Δ CDF)	-1.10E-07	-1.10E-07	-1.10E-07	-1.10E-07	-1.00E-07	-1.00E-07	-1.00E-07	-1.00E-07
PLE	NO	NO	NO	NO	NO	NO	NO	NO
Indicator value	-1.15E-07	-1.15E-07	-1.15E-07	-1.25E-07	-1.12E-07	-1.19E-07	-9.23E-08	-9.74E-08

Licensee Comments: none

Mitigating Systems Performance Index, Cooling Water Systems



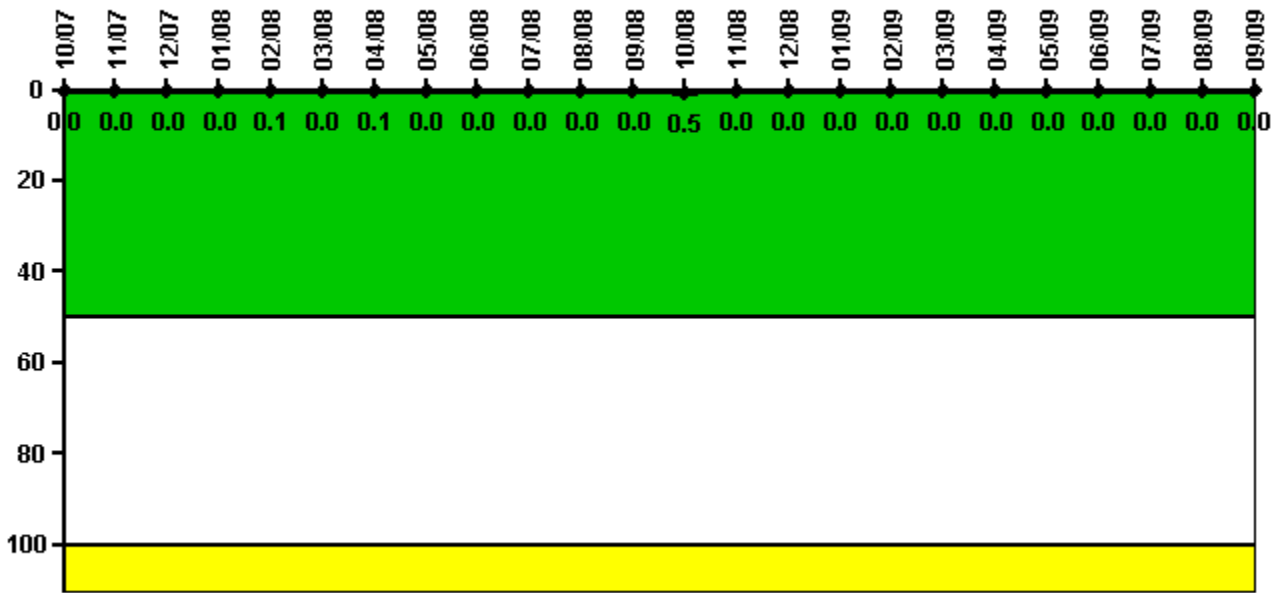
Thresholds: White > 1.00E-6 Yellow > 1.00E-5 Red > 1.00E-4

Notes

Mitigating Systems Performance Index, Cooling Water Systems	4Q/07	1Q/08	2Q/08	3Q/08	4Q/08	1Q/09	2Q/09	3Q/09
UAI (Δ CDF)	-1.70E-09	-2.00E-09	-2.00E-09	-2.00E-09	-2.00E-09	-2.00E-09	-2.00E-09	-2.00E-09
URI (Δ CDF)	3.30E-09	3.50E-09	3.20E-09	3.40E-09	3.50E-09	3.30E-09	3.70E-09	3.80E-09
PLE	NO	NO	NO	NO	NO	NO	NO	NO
Indicator value	1.60E-09	1.50E-09	1.20E-09	1.40E-09	1.50E-09	1.30E-09	1.70E-09	1.80E-09

Licensee Comments: none

Reactor Coolant System Activity




Thresholds: White > 50.0 Yellow > 100.0

Notes

Reactor Coolant System Activity	10/07	11/07	12/07	1/08	2/08	3/08	4/08	5/08	6/08	7/08	8/08	9/08
Maximum activity	0.001160	0.001040	0.001060	0.001400	0.002640	0.001280	0.004000	0.001600	0.001290	0.001460	0.001470	0.001520
Technical specification limit	3.5	3.5	3.5	3.5	3.5	3.5	3.5	3.5	3.5	3.5	3.5	3.5
Indicator value	0	0	0	0	0.1	0	0.1	0	0	0	0	0
Reactor Coolant System Activity	10/08	11/08	12/08	1/09	2/09	3/09	4/09	5/09	6/09	7/09	8/09	9/09
Maximum activity	0.017700	0.000138	0.000259	0.000364	0.000369	0.000293	0.000372	0.000416	0.000423	0.000436	0.000356	0.000354
Technical specification limit	3.5	3.5	3.5	3.5	3.5	3.5	3.5	3.5	3.5	3.5	3.5	3.5
Indicator value	0.5	0	0	0	0	0	0	0	0	0	0	0

Licensee Comments: none

Reactor Coolant System Leakage



Thresholds: White > 50.0 Yellow > 100.0

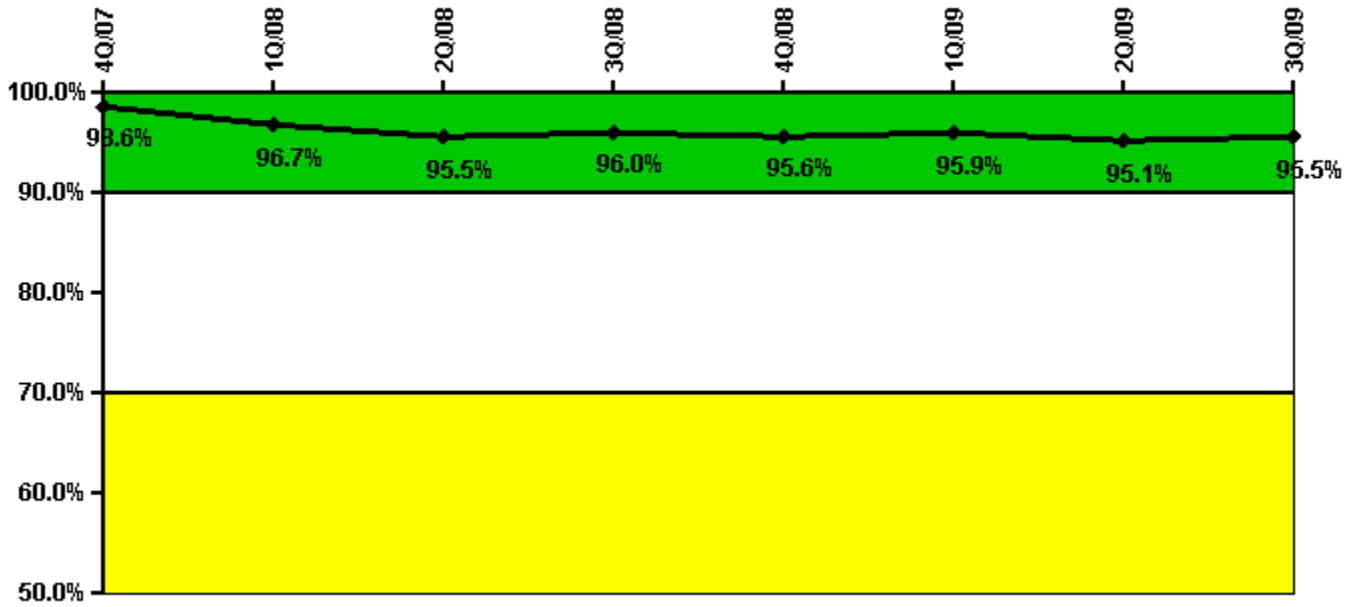
Notes

Reactor Coolant System Leakage	10/07	11/07	12/07	1/08	2/08	3/08	4/08	5/08	6/08	7/08	8/08	9/08
Maximum leakage	0.104	0.130	0.171	0.141	0.212	0.109	0.134	0.137	0.122	0.131	0.143	0.143
Technical specification limit	10.0	10.0	10.0	10.0	10.0	10.0	10.0	10.0	10.0	10.0	10.0	10.0
Indicator value	1.0	1.3	1.7	1.4	2.1	1.1	1.3	1.4	1.2	1.3	1.4	1.4
Reactor Coolant System Leakage	10/08	11/08	12/08	1/09	2/09	3/09	4/09	5/09	6/09	7/09	8/09	9/09
Maximum leakage	0.153	N/A	0.214	0.205	0.135	0.103	0.218	0.210	0.263	0.239	0.101	0.080
Technical specification limit	10.0	10.0	10.0	10.0	10.0	10.0	10.0	10.0	10.0	10.0	10.0	10.0
Indicator value	1.5	N/A	2.1	2.1	1.4	1.0	2.2	2.1	2.6	2.4	1.0	0.8

Licensee Comments:

9/09: Total Leakage is being reported in lieu of Identified Leakage.

Drill/Exercise Performance



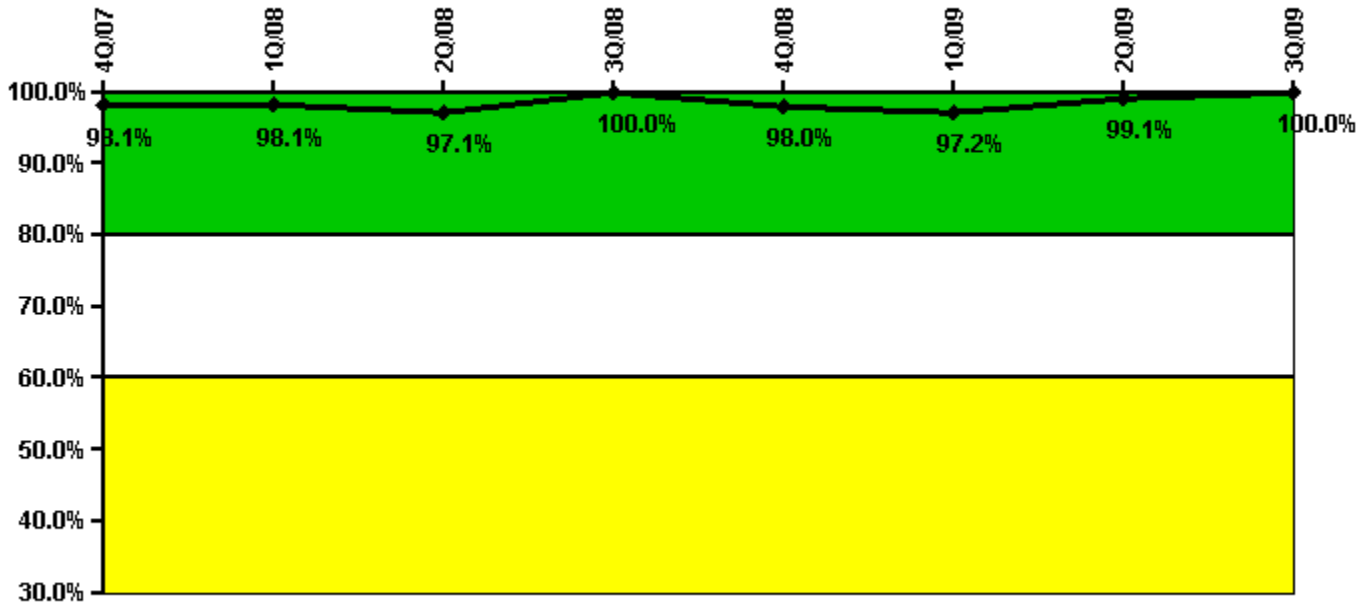
Thresholds: White < 90.0% Yellow < 70.0%

Notes

Drill/Exercise Performance	4Q/07	1Q/08	2Q/08	3Q/08	4Q/08	1Q/09	2Q/09	3Q/09
Successful opportunities	4.0	11.0	34.0	26.0	4.0	18.0	38.0	15.0
Total opportunities	4.0	14.0	36.0	26.0	4.0	18.0	40.0	15.0
Indicator value	98.6%	96.7%	95.5%	96.0%	95.6%	95.9%	95.1%	95.5%

Licensee Comments: none

ERO Drill Participation



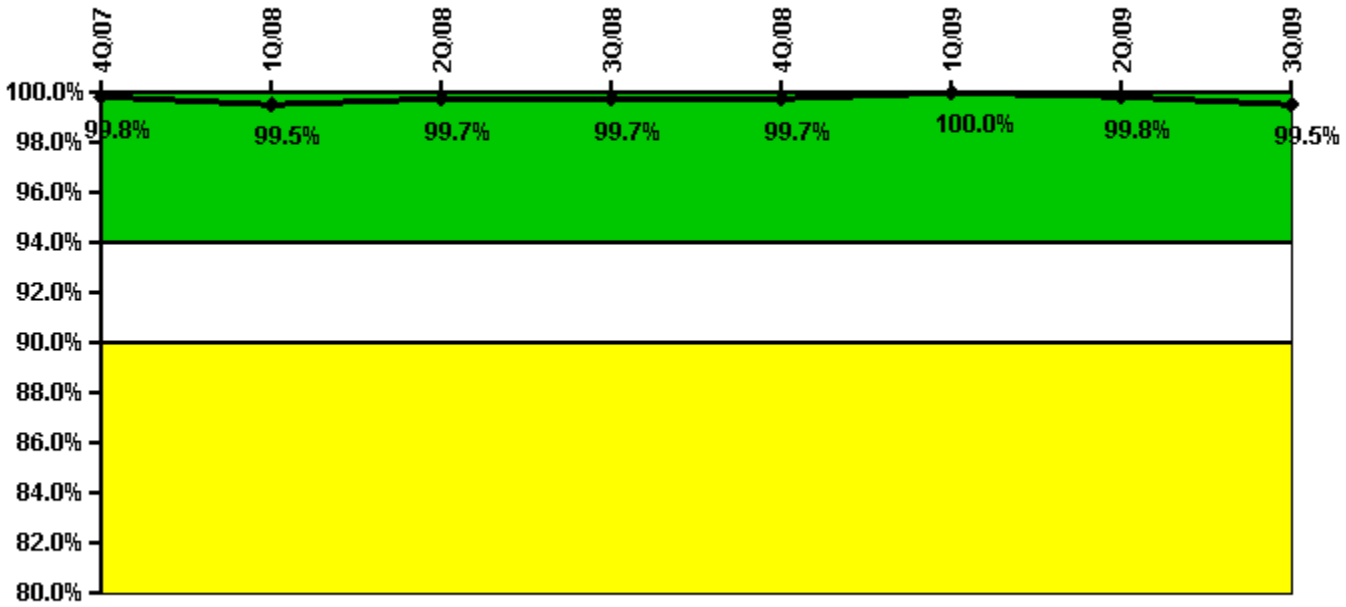
Thresholds: White < 80.0% Yellow < 60.0%

Notes

ERO Drill Participation	4Q/07	1Q/08	2Q/08	3Q/08	4Q/08	1Q/09	2Q/09	3Q/09
Participating Key personnel	103.0	103.0	101.0	105.0	100.0	103.0	108.0	112.0
Total Key personnel	105.0	105.0	104.0	105.0	102.0	106.0	109.0	112.0
Indicator value	98.1%	98.1%	97.1%	100.0%	98.0%	97.2%	99.1%	100.0%

Licensee Comments: none

Alert & Notification System



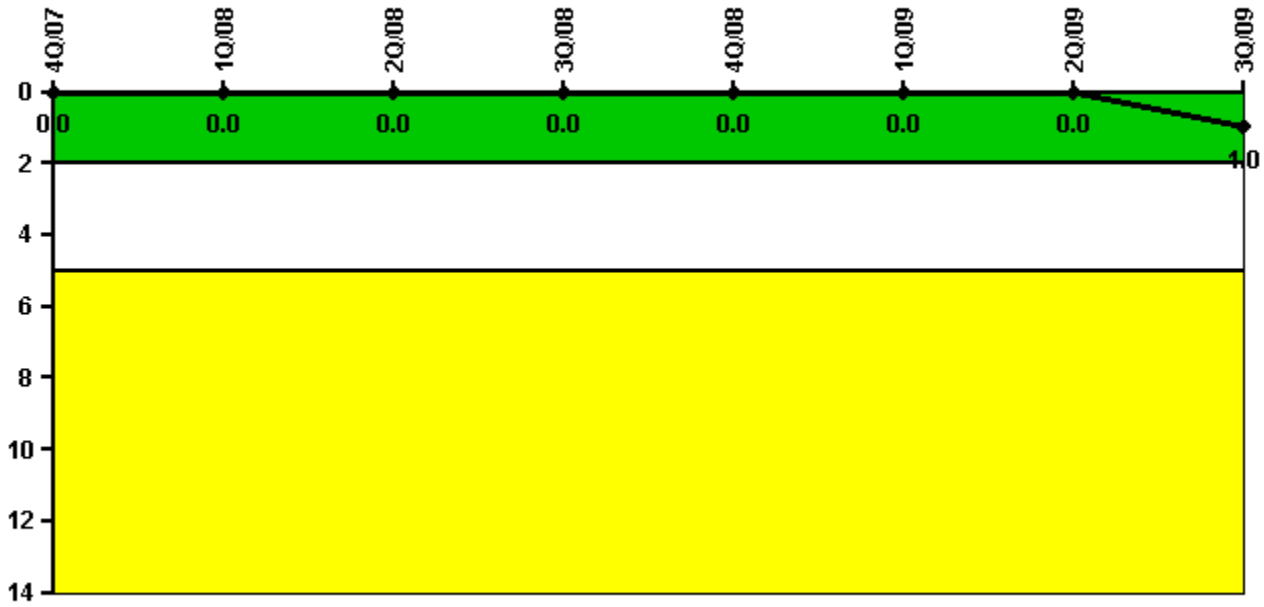
Thresholds: White < 94.0% Yellow < 90.0%

Notes

Alert & Notification System	4Q/07	1Q/08	2Q/08	3Q/08	4Q/08	1Q/09	2Q/09	3Q/09
Successful siren-tests	147	145	147	147	147	147	146	145
Total sirens-tests	147	147	147	147	147	147	147	147
Indicator value	99.8%	99.5%	99.7%	99.7%	99.7%	100.0%	99.8%	99.5%

Licensee Comments: none

Occupational Exposure Control Effectiveness



Thresholds: White > 2.0 Yellow > 5.0

Notes

Occupational Exposure Control Effectiveness	4Q/07	1Q/08	2Q/08	3Q/08	4Q/08	1Q/09	2Q/09	3Q/09
High radiation area occurrences	0	0	0	0	0	0	0	1
Very high radiation area occurrences	0	0	0	0	0	0	0	0
Unintended exposure occurrences	0	0	0	0	0	0	0	0
Indicator value	0	0	0	0	0	0	0	1

Licensee Comments: none

RETS/ODCM Radiological Effluent



Thresholds: White > 1.0 Yellow > 3.0

Notes

RETS/ODCM Radiological Effluent	4Q/07	1Q/08	2Q/08	3Q/08	4Q/08	1Q/09	2Q/09	3Q/09
RETS/ODCM occurrences	0	0	0	0	0	0	0	0
Indicator value	0	0	0	0	0	0	0	0

Licensee Comments: none

[Security](#) information not publicly available.