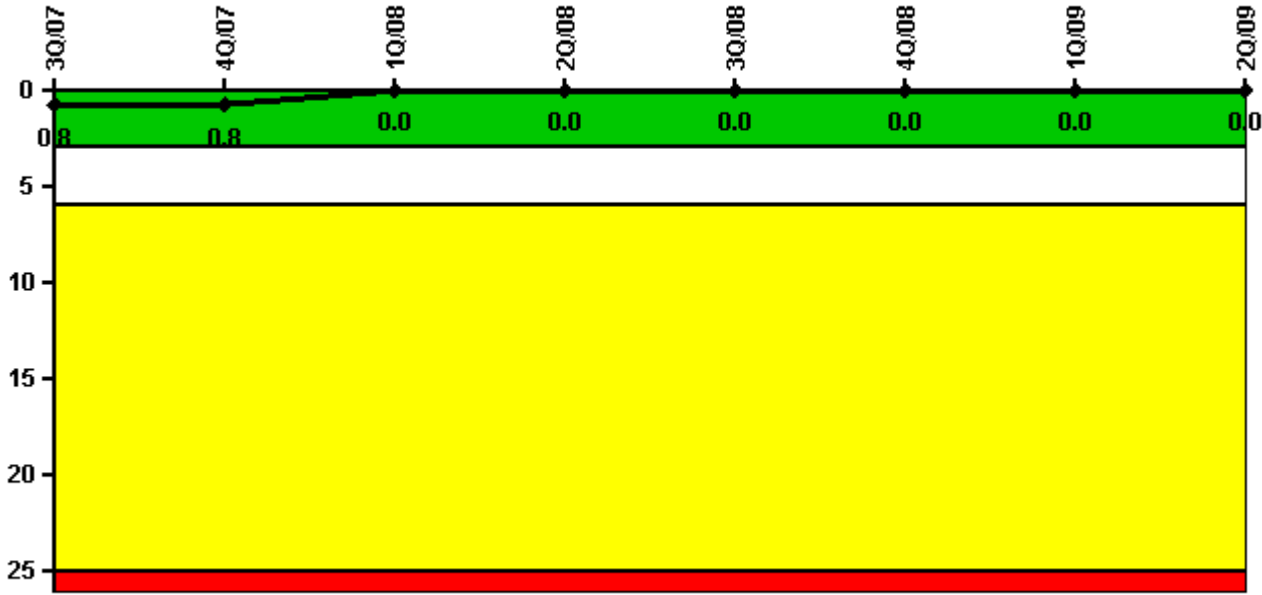


Quad Cities 2

2Q/2009 Performance Indicators

Licensee's General Comments: none

Unplanned Scrams per 7000 Critical Hrs



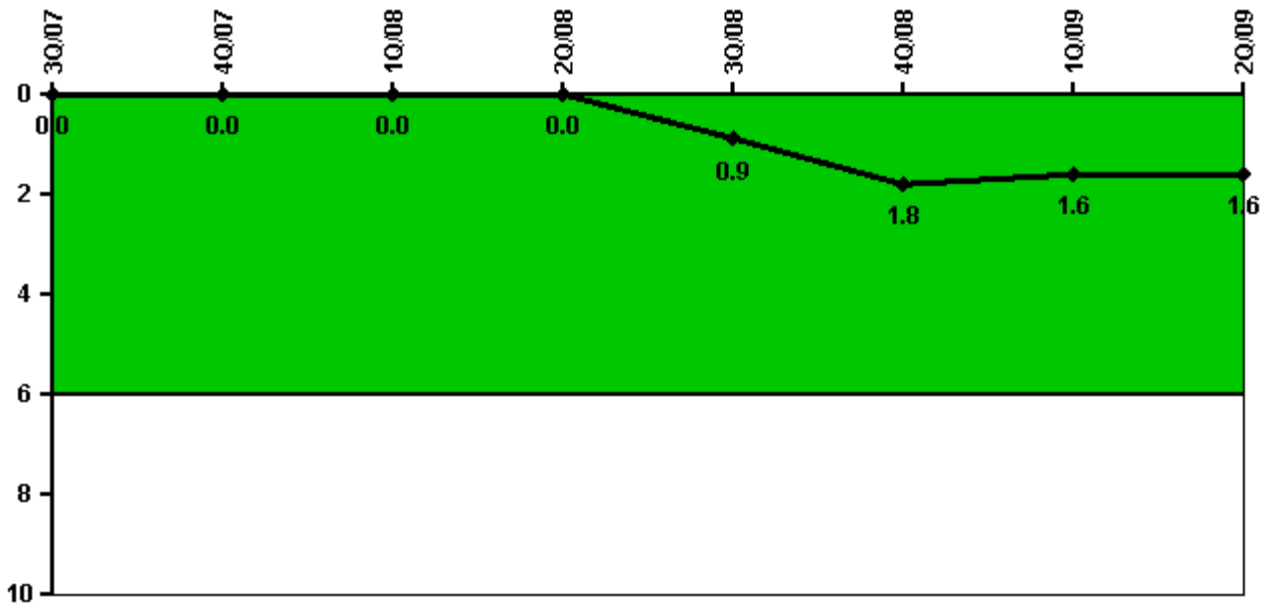
Thresholds: White > 3.0 Yellow > 6.0 Red > 25.0

Notes

Unplanned Scrams per 7000 Critical Hrs	3Q/07	4Q/07	1Q/08	2Q/08	3Q/08	4Q/08	1Q/09	2Q/09
Unplanned scrams	0	0	0	0	0	0	0	0
Critical hours	2208.0	2209.0	1554.9	2184.0	2208.0	1990.5	2159.0	2184.0
Indicator value	0.8	0.8	0	0	0	0	0	0

Licensee Comments: none

Unplanned Power Changes per 7000 Critical Hrs



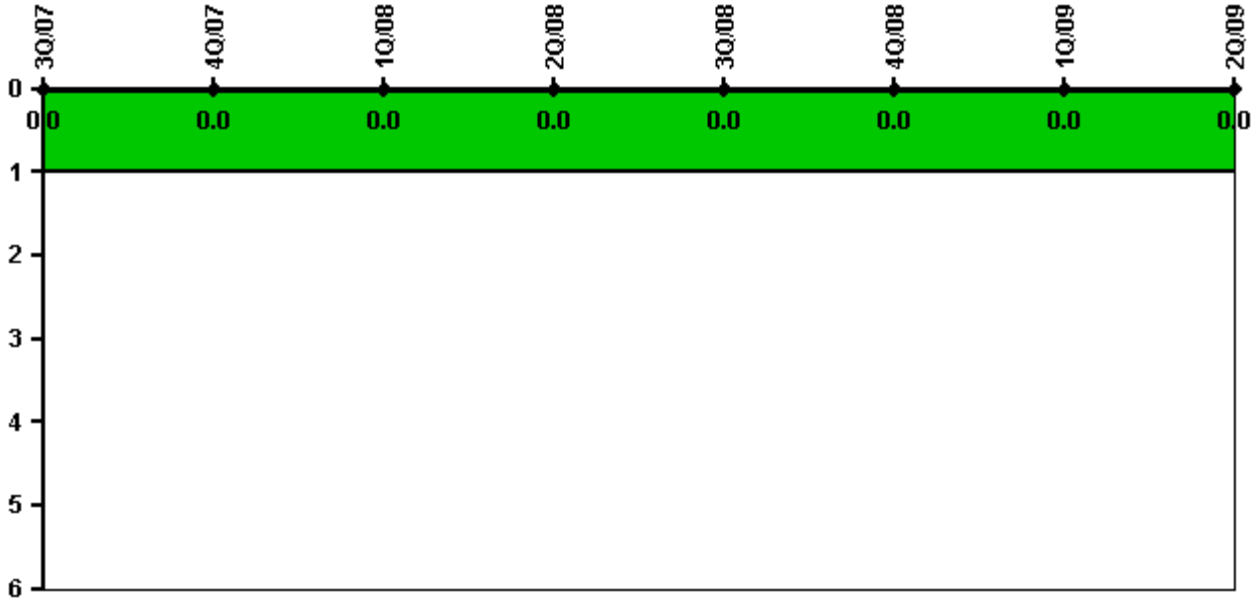
Thresholds: White > 6.0

Notes

Unplanned Power Changes per 7000 Critical Hrs	3Q/07	4Q/07	1Q/08	2Q/08	3Q/08	4Q/08	1Q/09	2Q/09
Unplanned power changes	0	0	0	0	1.0	1.0	0	0
Critical hours	2208.0	2209.0	1554.9	2184.0	2208.0	1990.5	2159.0	2184.0
Indicator value	0	0	0	0	0.9	1.8	1.6	1.6

Licensee Comments: none

Unplanned Scrams with Complications



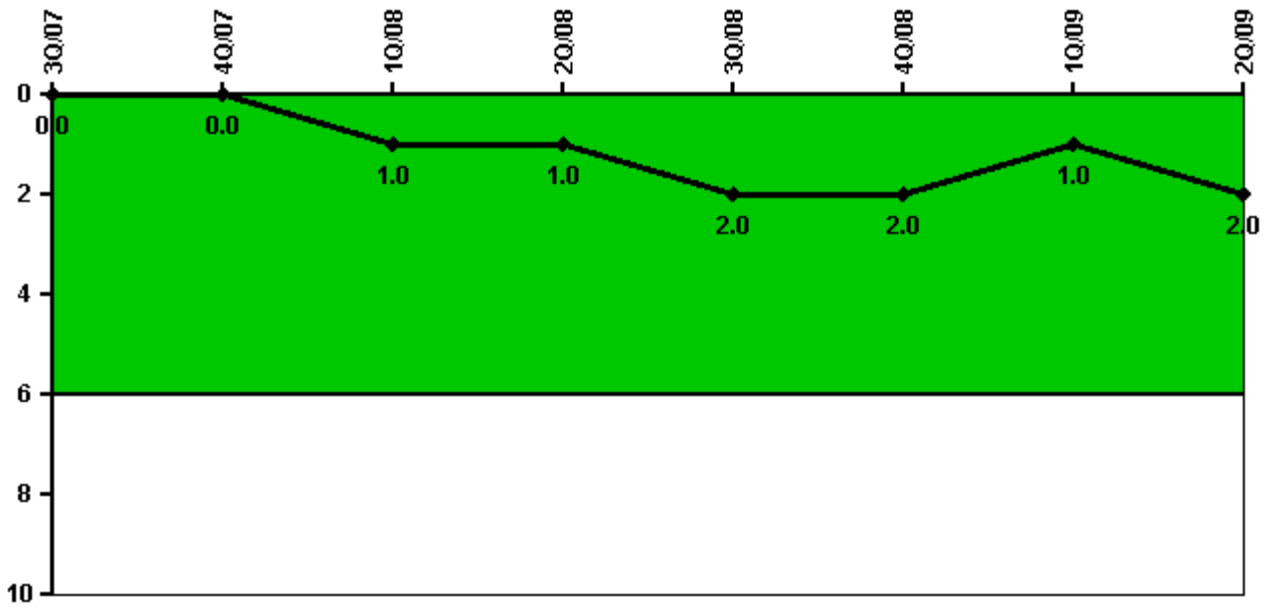
Thresholds: White > 1.0

Notes

Unplanned Scrams with Complications	3Q/07	4Q/07	1Q/08	2Q/08	3Q/08	4Q/08	1Q/09	2Q/09
Scrams with complications	0	0	0	0	0	0	0	0
Indicator value	0.0	0.0	0.0	0.0	0.0	0.0	0.0	0.0

Licensee Comments: none

Safety System Functional Failures (BWR)



Thresholds: White > 6.0

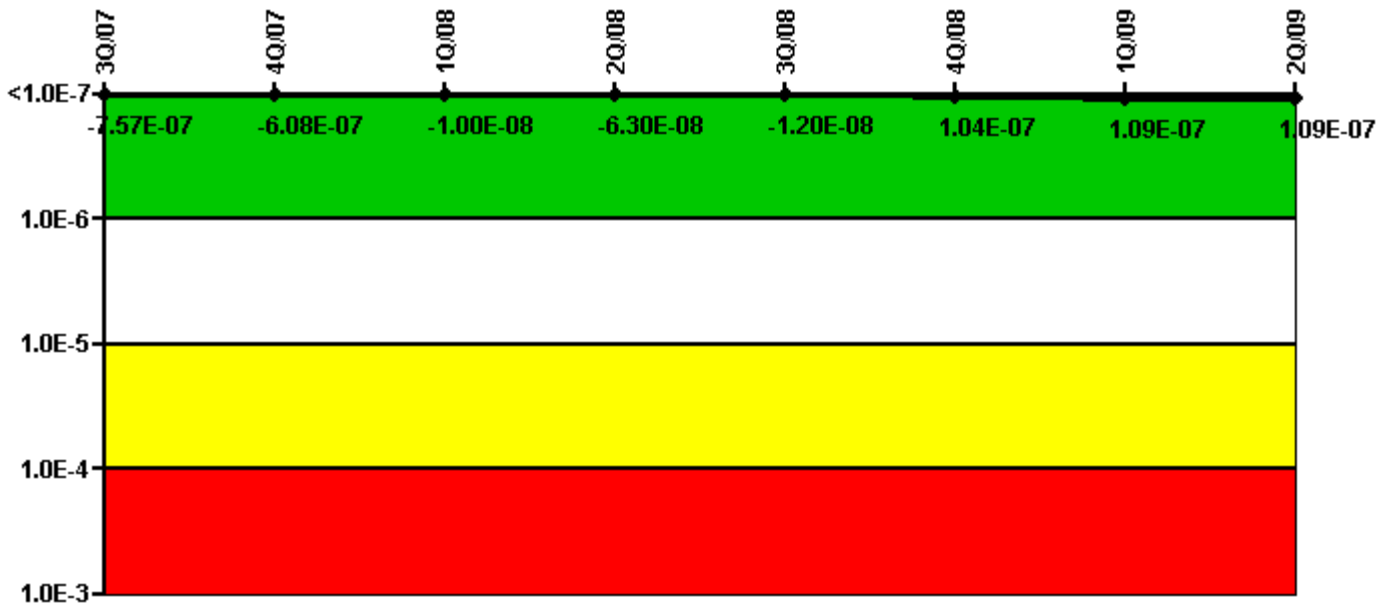
Notes

Safety System Functional Failures (BWR)	3Q/07	4Q/07	1Q/08	2Q/08	3Q/08	4Q/08	1Q/09	2Q/09
Safety System Functional Failures	0	0	1	0	1	0	0	1
Indicator value	0	0	1	1	2	2	1	2

Licensee Comments:

2Q/09: LER 2-09-001, Failure of 1/2 Emergency Diesel Generator Auxiliaries to Transfer to Unit 2 power supply.

Mitigating Systems Performance Index, Emergency AC Power System



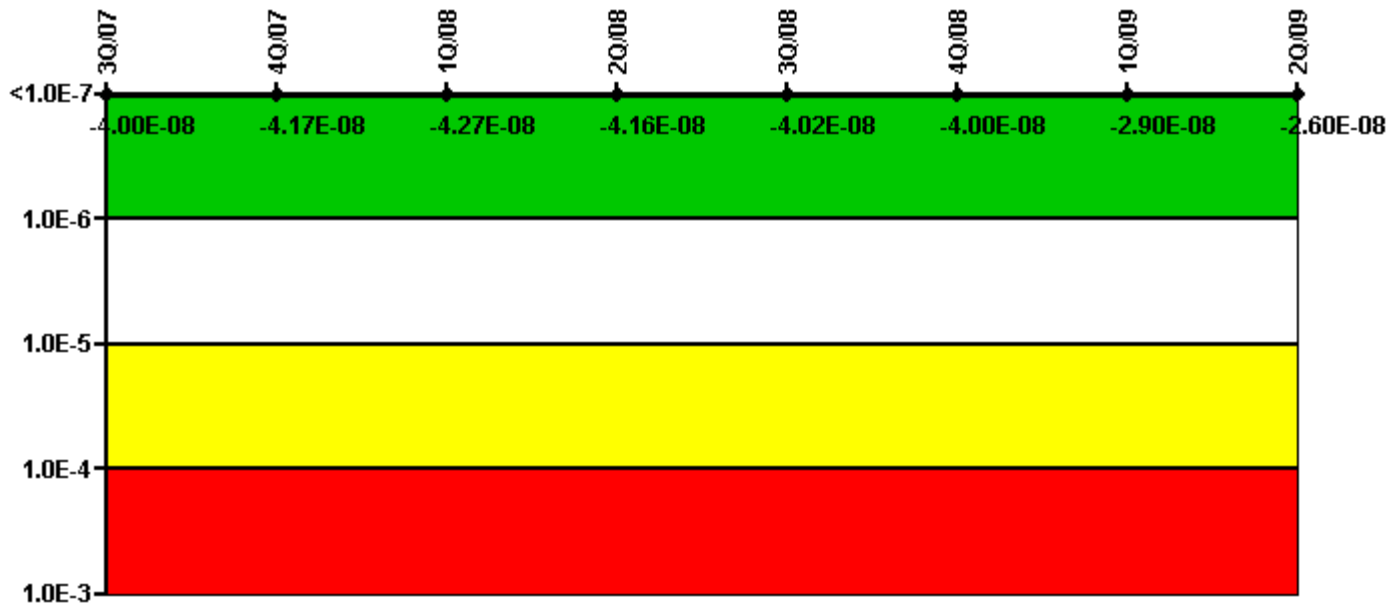
Thresholds: White > 1.00E-6 Yellow > 1.00E-5 Red > 1.00E-4

Notes

Mitigating Systems Performance Index, Emergency AC Power System	3Q/07	4Q/07	1Q/08	2Q/08	3Q/08	4Q/08	1Q/09	2Q/09
UAI (Δ CDF)	-4.70E-08	8.20E-08	1.00E-07	3.70E-08	4.60E-08	1.10E-07	1.20E-07	1.20E-07
URI (Δ CDF)	-7.10E-07	-6.90E-07	-1.10E-07	-1.00E-07	-5.80E-08	-5.80E-09	-1.10E-08	-1.10E-08
PLE	NO	NO	NO	NO	NO	NO	NO	NO
Indicator value	-7.57E-07	-6.08E-07	-1.00E-08	-6.30E-08	-1.20E-08	1.04E-07	1.09E-07	1.09E-07

Licensee Comments: none

Mitigating Systems Performance Index, High Pressure Injection System




Thresholds: White > 1.00E-6 Yellow > 1.00E-5 Red > 1.00E-4

Notes

Mitigating Systems Performance Index, High Pressure Injection System	3Q/07	4Q/07	1Q/08	2Q/08	3Q/08	4Q/08	1Q/09	2Q/09
UAI (Δ CDF)	5.00E-09	3.30E-09	2.80E-10	4.50E-10	1.80E-09	2.00E-09	1.40E-08	1.40E-08
URI (Δ CDF)	-4.50E-08	-4.50E-08	-4.30E-08	-4.20E-08	-4.20E-08	-4.20E-08	-4.30E-08	-4.00E-08
PLE	NO	NO	NO	NO	NO	NO	NO	NO
Indicator value	-4.00E-08	-4.17E-08	-4.27E-08	-4.16E-08	-4.02E-08	-4.00E-08	-2.90E-08	-2.60E-08

Licensee Comments: none

Mitigating Systems Performance Index, Heat Removal System



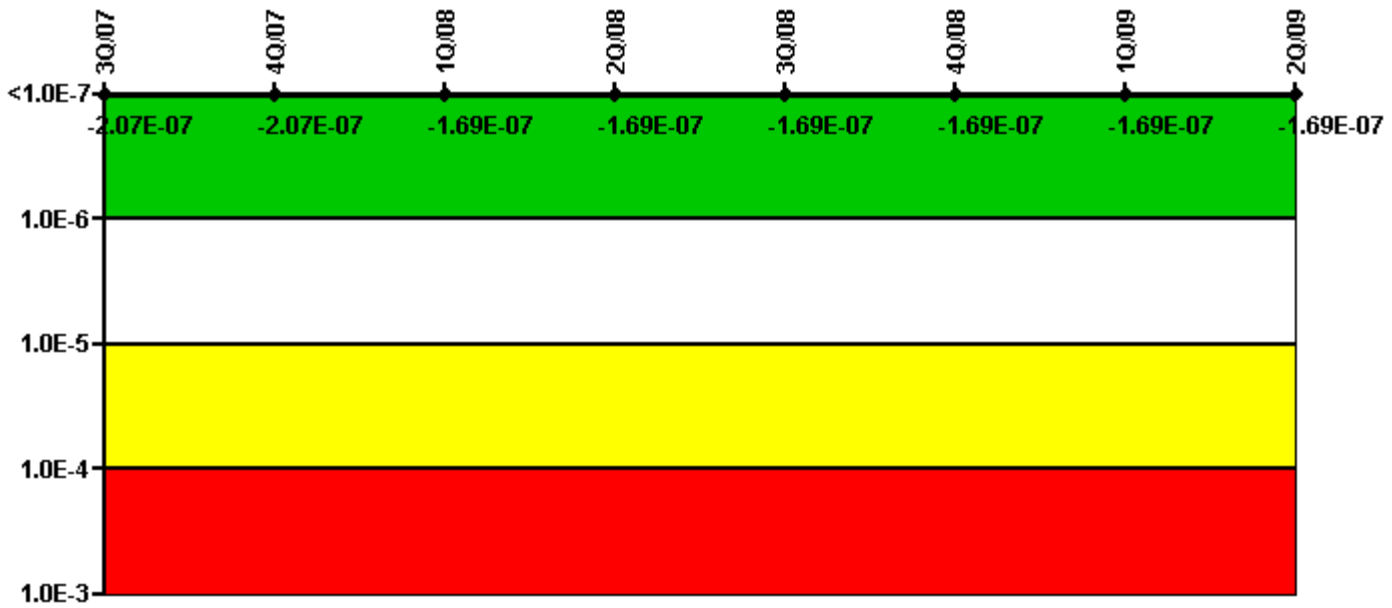
Thresholds: White > 1.00E-6 Yellow > 1.00E-5 Red > 1.00E-4

Notes

Mitigating Systems Performance Index, Heat Removal System	3Q/07	4Q/07	1Q/08	2Q/08	3Q/08	4Q/08	1Q/09	2Q/09
UAI (Δ CDF)	-1.90E-08	-1.80E-08	-1.30E-08	-1.40E-08	-1.70E-08	2.10E-09	1.80E-09	1.60E-09
URI (Δ CDF)	-3.30E-08	-3.30E-08	-3.30E-08	-3.30E-08	-3.30E-08	-3.30E-08	-3.30E-08	-2.90E-08
PLE	NO	NO	NO	NO	NO	NO	NO	NO
Indicator value	-5.20E-08	-5.10E-08	-4.60E-08	-4.70E-08	-5.00E-08	-3.09E-08	-3.12E-08	-2.74E-08

Licensee Comments: none

Mitigating Systems Performance Index, Residual Heat Removal System



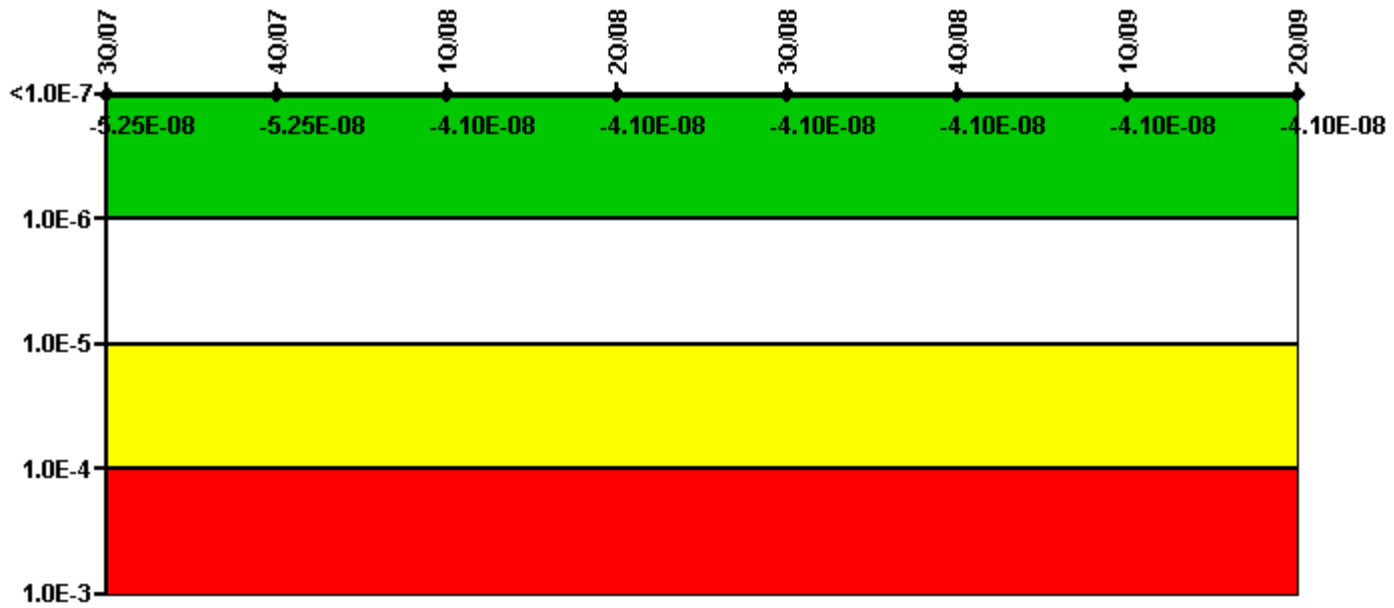
Thresholds: White > 1.00E-6 Yellow > 1.00E-5 Red > 1.00E-4

Notes

Mitigating Systems Performance Index, Residual Heat Removal System	3Q/07	4Q/07	1Q/08	2Q/08	3Q/08	4Q/08	1Q/09	2Q/09
UAI (Δ CDF)	-7.70E-08	-7.70E-08	-5.90E-08	-5.90E-08	-5.90E-08	-5.90E-08	-5.90E-08	-5.90E-08
URI (Δ CDF)	-1.30E-07	-1.30E-07	-1.10E-07	-1.10E-07	-1.10E-07	-1.10E-07	-1.10E-07	-1.10E-07
PLE	NO	NO	NO	NO	NO	NO	NO	NO
Indicator value	-2.07E-07	-2.07E-07	-1.69E-07	-1.69E-07	-1.69E-07	-1.69E-07	-1.69E-07	-1.69E-07

Licensee Comments: none

Mitigating Systems Performance Index, Cooling Water Systems



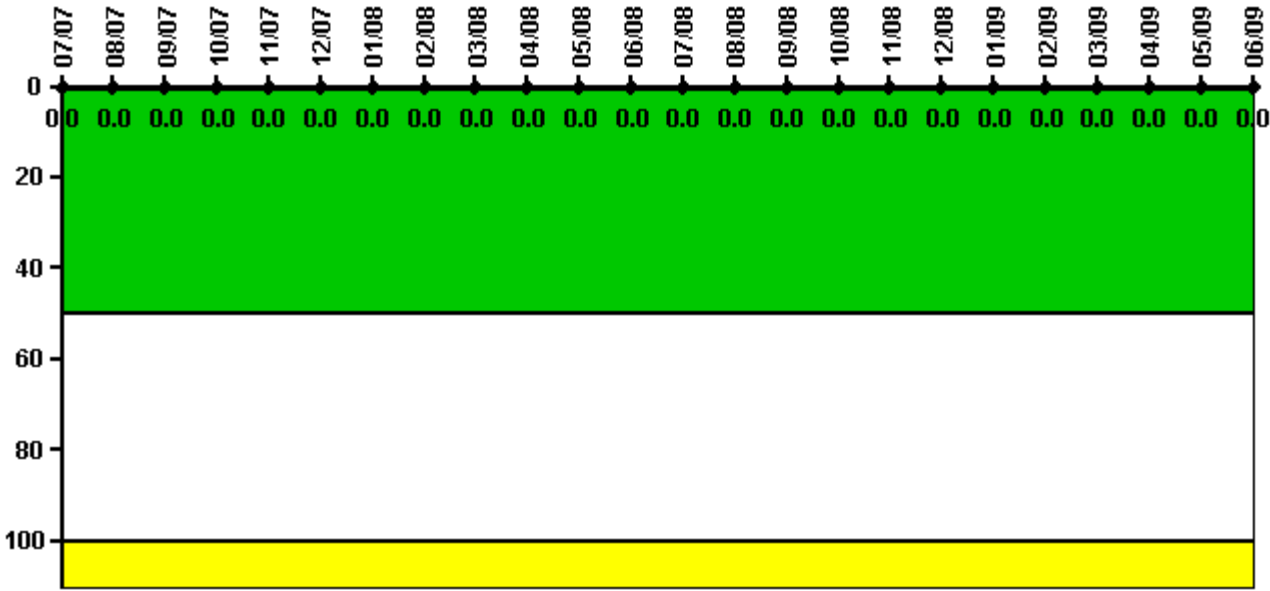
Thresholds: White > 1.00E-6 Yellow > 1.00E-5 Red > 1.00E-4

Notes

Mitigating Systems Performance Index, Cooling Water Systems	3Q/07	4Q/07	1Q/08	2Q/08	3Q/08	4Q/08	1Q/09	2Q/09
UAI (Δ CDF)	-5.10E-08	-5.10E-08	-4.00E-08	-4.00E-08	-4.00E-08	-4.00E-08	-4.00E-08	-4.00E-08
URI (Δ CDF)	-1.50E-09	-1.50E-09	-1.00E-09	-1.00E-09	-1.00E-09	-1.00E-09	-1.00E-09	-1.00E-09
PLE	NO	NO	NO	NO	NO	NO	NO	NO
Indicator value	-5.25E-08	-5.25E-08	-4.10E-08	-4.10E-08	-4.10E-08	-4.10E-08	-4.10E-08	-4.10E-08

Licensee Comments: none

Reactor Coolant System Activity



Thresholds: White > 50.0 Yellow > 100.0


Notes

Reactor Coolant System Activity	7/07	8/07	9/07	10/07	11/07	12/07	1/08	2/08	3/08	4/08	5/08	6/08
Maximum activity	0.000036	0.000018	0.000016	0.000017	0.000036	0.000036	0.000037	0.000037	0.000030	0.000017	0.000008	0.000018
Technical specification limit	0.2	0.2	0.2	0.2	0.2	0.2	0.2	0.2	0.2	0.2	0.2	0.2
Indicator value	0	0	0	0	0	0	0	0	0	0	0	0

Reactor Coolant System Activity	7/08	8/08	9/08	10/08	11/08	12/08	1/09	2/09	3/09	4/09	5/09	6/09
Maximum activity	0.000012	0.000015	0.000013	0.000014	0.000019	0.000011	0.000024	0.000023	0.000023	0.000015	0.000015	0.000018
Technical specification limit	0.2	0.2	0.2	0.2	0.2	0.2	0.2	0.2	0.2	0.2	0.2	0.2
Indicator value	0	0	0	0	0	0	0	0	0	0	0	0

Licensee Comments: none

Reactor Coolant System Leakage



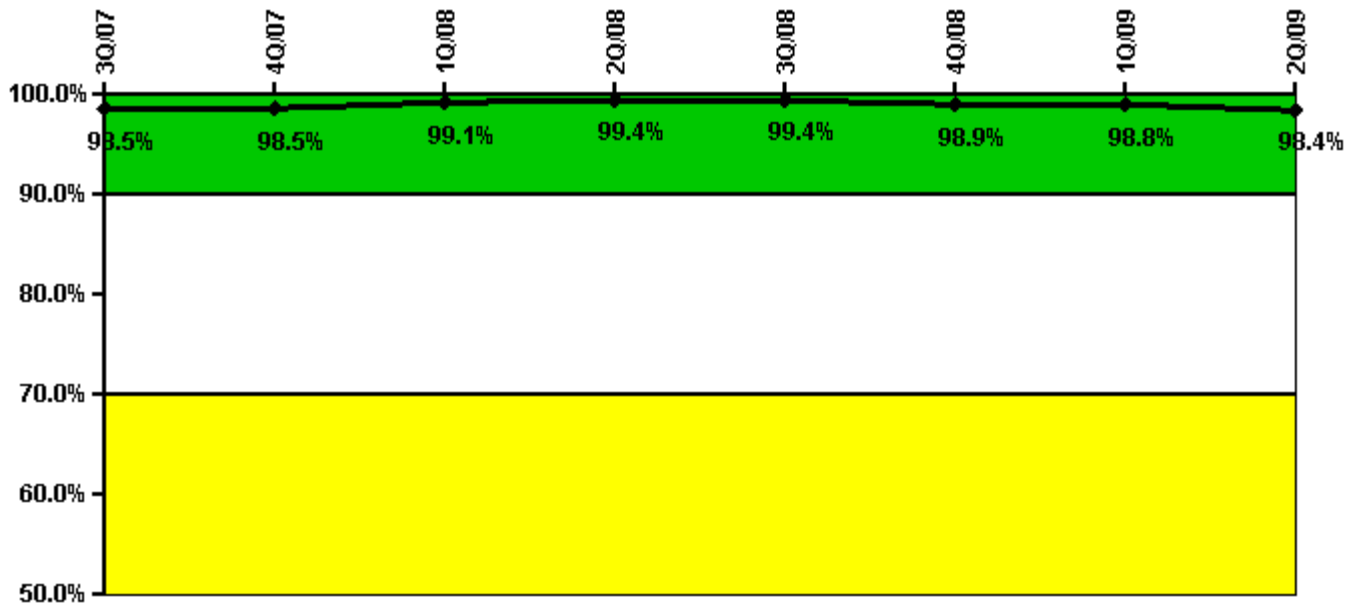
Thresholds: White > 50.0 Yellow > 100.0

Notes

Reactor Coolant System Leakage	7/07	8/07	9/07	10/07	11/07	12/07	1/08	2/08	3/08	4/08	5/08	6/08
Maximum leakage	1.410	1.420	1.400	1.410	1.400	1.410	1.480	1.470	1.410	1.630	1.530	1.490
Technical specification limit	25.0	25.0	25.0	25.0	25.0	25.0	25.0	25.0	25.0	25.0	25.0	25.0
Indicator value	5.6	5.7	5.6	5.6	5.6	5.6	5.9	5.9	5.6	6.5	6.1	6.0
Reactor Coolant System Leakage	7/08	8/08	9/08	10/08	11/08	12/08	1/09	2/09	3/09	4/09	5/09	6/09
Maximum leakage	1.490	1.550	1.520	1.490	1.530	1.880	1.550	1.520	1.570	1.580	1.570	1.540
Technical specification limit	25.0	25.0	25.0	25.0	25.0	25.0	25.0	25.0	25.0	25.0	25.0	25.0
Indicator value	6.0	6.2	6.1	6.0	6.1	7.5	6.2	6.1	6.3	6.3	6.3	6.2

Licensee Comments: none

Drill/Exercise Performance



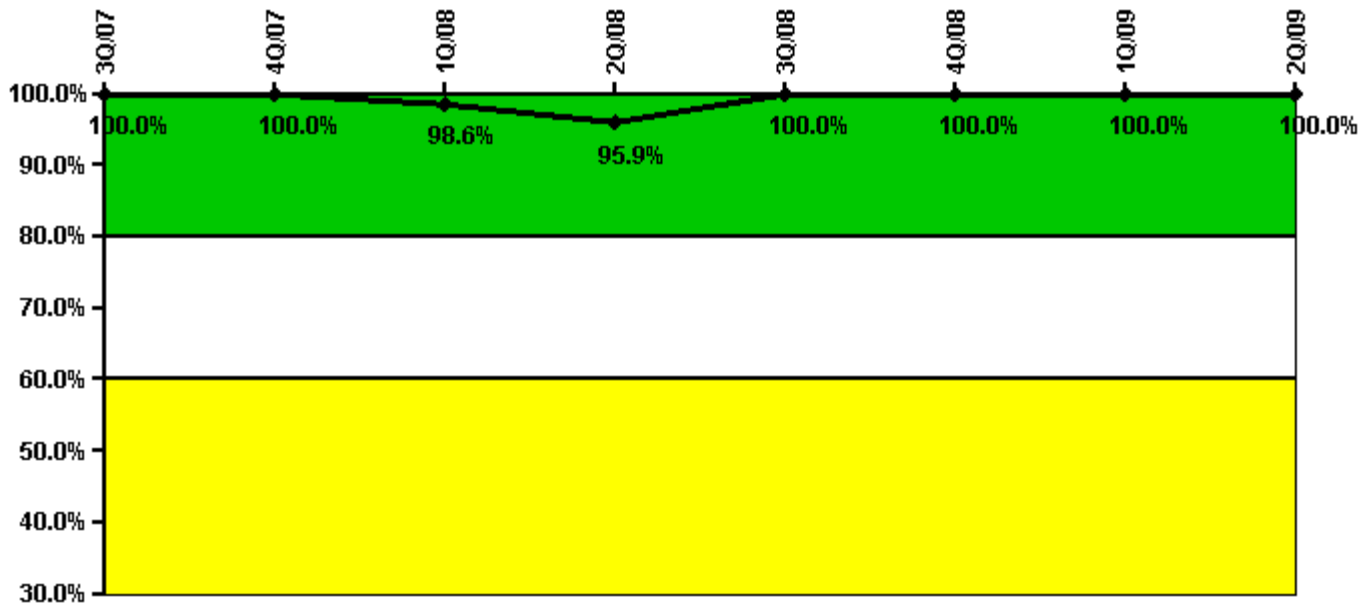
Thresholds: White < 90.0% Yellow < 70.0%

Notes

Drill/Exercise Performance	3Q/07	4Q/07	1Q/08	2Q/08	3Q/08	4Q/08	1Q/09	2Q/09
Successful opportunities	42.0	41.0	30.0	32.0	24.0	47.0	15.0	11.0
Total opportunities	42.0	42.0	30.0	32.0	24.0	49.0	15.0	12.0
Indicator value	98.5%	98.5%	99.1%	99.4%	99.4%	98.9%	98.8%	98.4%

Licensee Comments: none

ERO Drill Participation



Thresholds: White < 80.0% Yellow < 60.0%

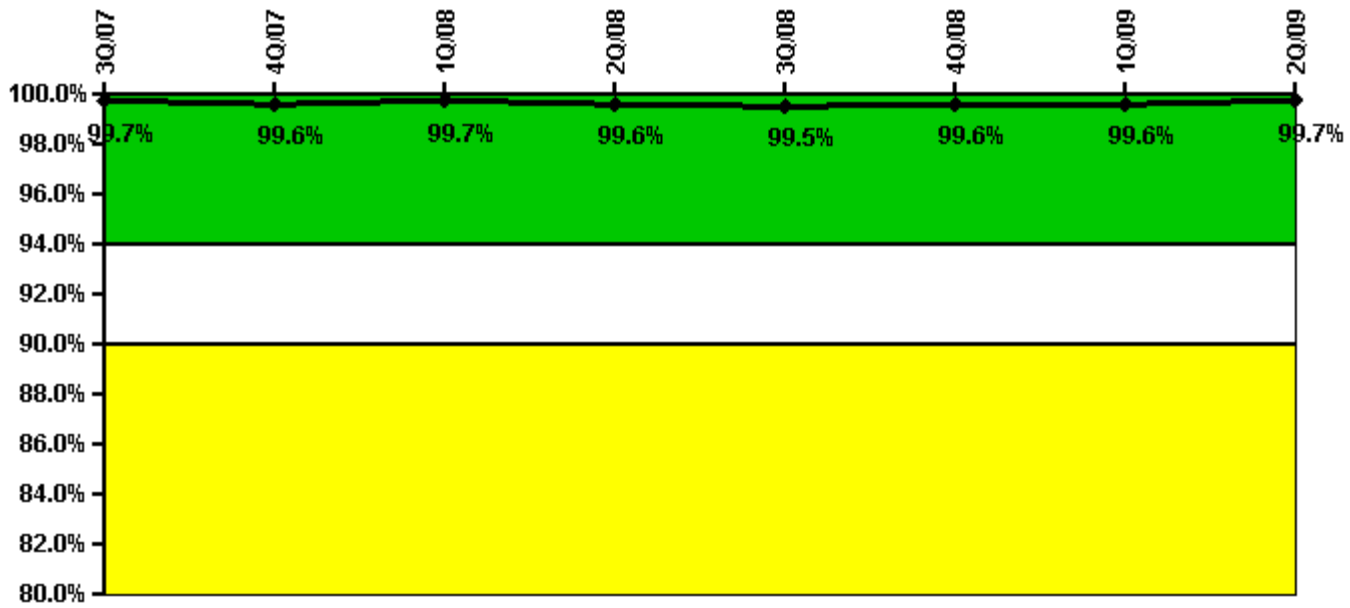
Notes

ERO Drill Participation	3Q/07	4Q/07	1Q/08	2Q/08	3Q/08	4Q/08	1Q/09	2Q/09
Participating Key personnel	72.0	70.0	70.0	70.0	69.0	64.0	69.0	68.0
Total Key personnel	72.0	70.0	71.0	73.0	69.0	64.0	69.0	68.0
Indicator value	100.0%	100.0%	98.6%	95.9%	100.0%	100.0%	100.0%	100.0%

Licensee Comments:

1Q/08: None.

Alert & Notification System



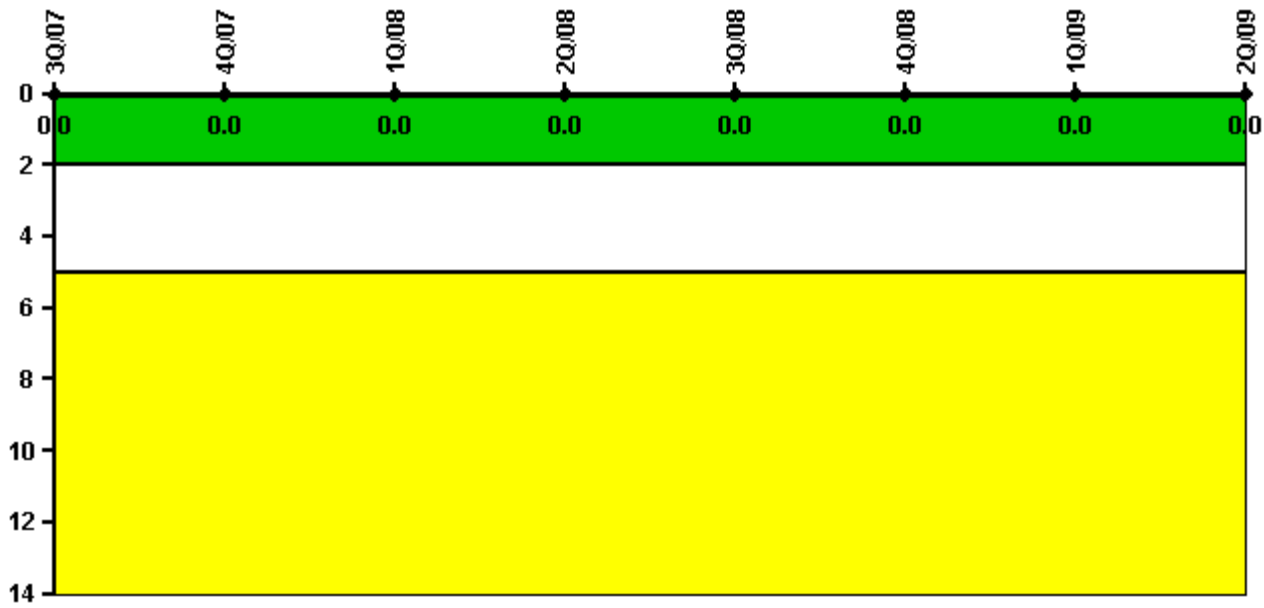
Thresholds: White < 94.0% Yellow < 90.0%

Notes

Alert & Notification System	3Q/07	4Q/07	1Q/08	2Q/08	3Q/08	4Q/08	1Q/09	2Q/09
Successful siren-tests	3320	3312	3312	3284	3367	3315	3269	3325
Total sirens-tests	3328	3328	3319	3309	3380	3328	3276	3328
Indicator value	99.7%	99.6%	99.7%	99.6%	99.5%	99.6%	99.6%	99.7%

Licensee Comments: none

Occupational Exposure Control Effectiveness



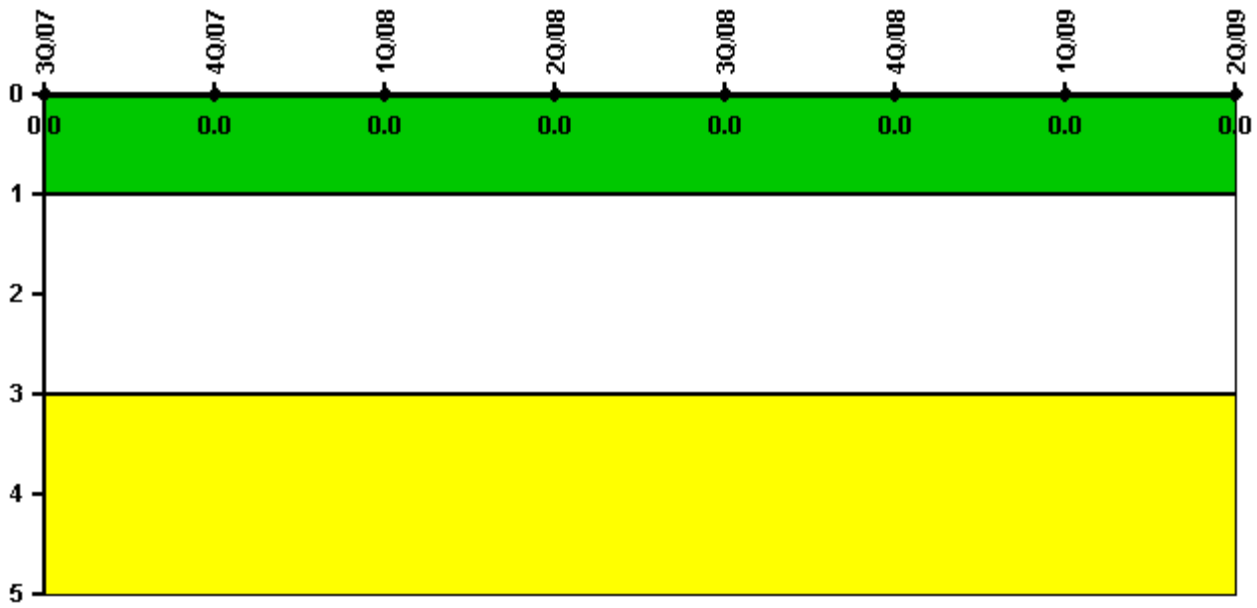
Thresholds: White > 2.0 Yellow > 5.0

Notes

Occupational Exposure Control Effectiveness	3Q/07	4Q/07	1Q/08	2Q/08	3Q/08	4Q/08	1Q/09	2Q/09
High radiation area occurrences	0	0	0	0	0	0	0	0
Very high radiation area occurrences	0	0	0	0	0	0	0	0
Unintended exposure occurrences	0	0	0	0	0	0	0	0
Indicator value	0	0	0	0	0	0	0	0

Licensee Comments: none

RETS/ODCM Radiological Effluent



Thresholds: White > 1.0 Yellow > 3.0

Notes

RETS/ODCM Radiological Effluent	3Q/07	4Q/07	1Q/08	2Q/08	3Q/08	4Q/08	1Q/09	2Q/09
RETS/ODCM occurrences	0	0	0	0	0	0	0	0
Indicator value	0	0	0	0	0	0	0	0

Licensee Comments: none

[Security](#) information not publicly available.