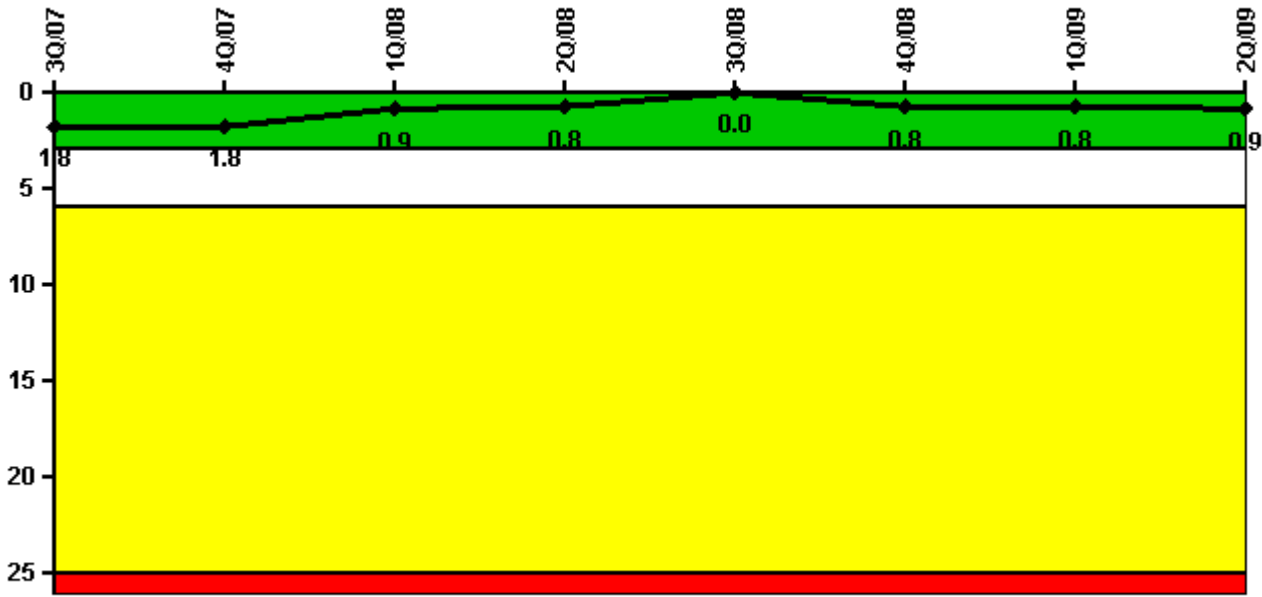


# Pilgrim 1

## 2Q/2009 Performance Indicators

Licensee's General Comments: none

### Unplanned Scrams per 7000 Critical Hrs



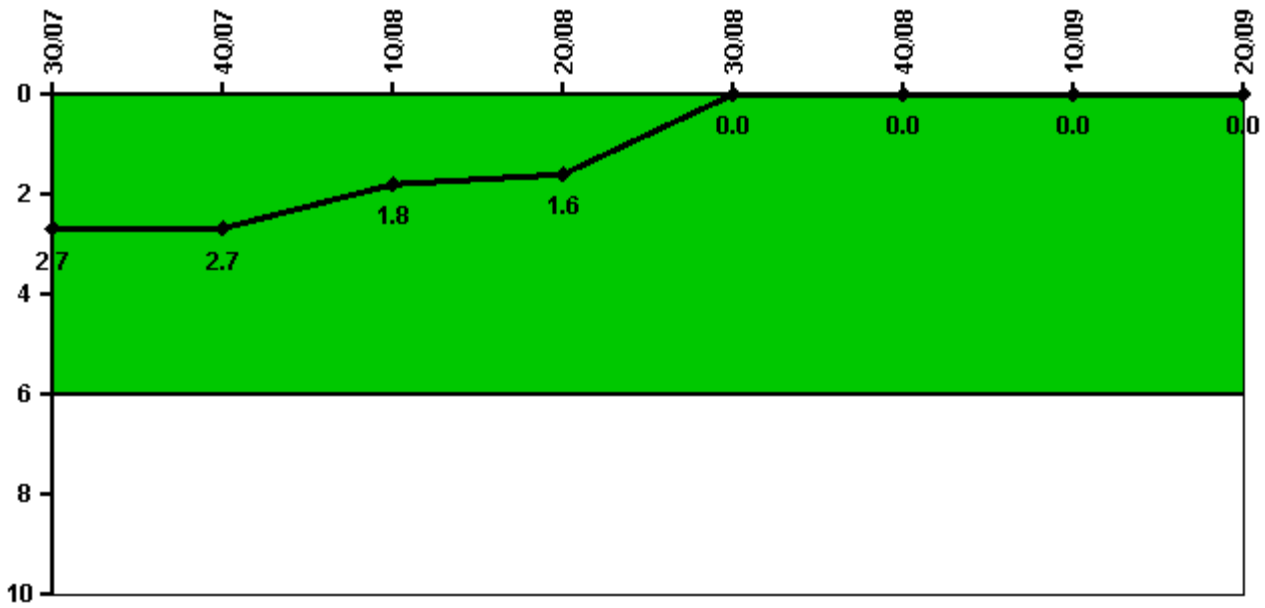
Thresholds: White > 3.0 Yellow > 6.0 Red > 25.0

### Notes

Unplanned Scrams per 7000 Critical Hrs	3Q/07	4Q/07	1Q/08	2Q/08	3Q/08	4Q/08	1Q/09	2Q/09
Unplanned scrams	1.0	0	0	0	0	1.0	0	0
Critical hours	2161.1	2170.5	2183.0	2150.8	2208.0	2152.7	2159.0	1453.1
Indicator value	1.8	1.8	0.9	0.8	0	0.8	0.8	0.9

Licensee Comments: none

## Unplanned Power Changes per 7000 Critical Hrs



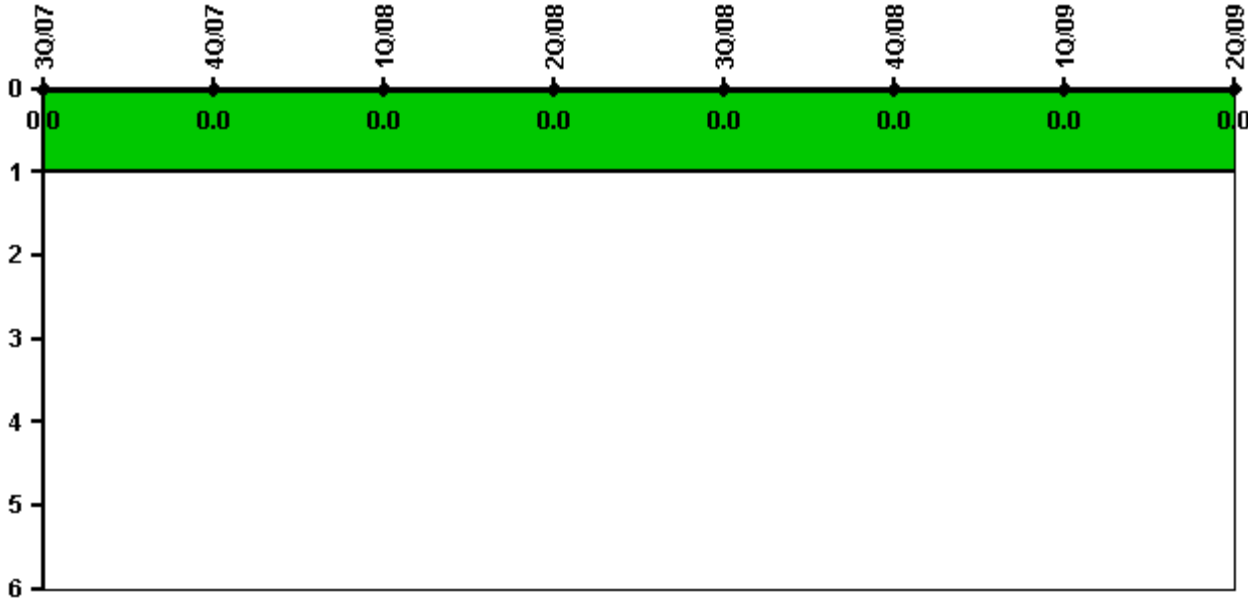
Thresholds: White > 6.0

### Notes

Unplanned Power Changes per 7000 Critical Hrs	3Q/07	4Q/07	1Q/08	2Q/08	3Q/08	4Q/08	1Q/09	2Q/09
Unplanned power changes	2.0	0	0	0	0	0	0	0
Critical hours	2161.1	2170.5	2183.0	2150.8	2208.0	2152.7	2159.0	1453.1
Indicator value	2.7	2.7	1.8	1.6	0	0	0	0

Licensee Comments: none

# Unplanned Scrams with Complications



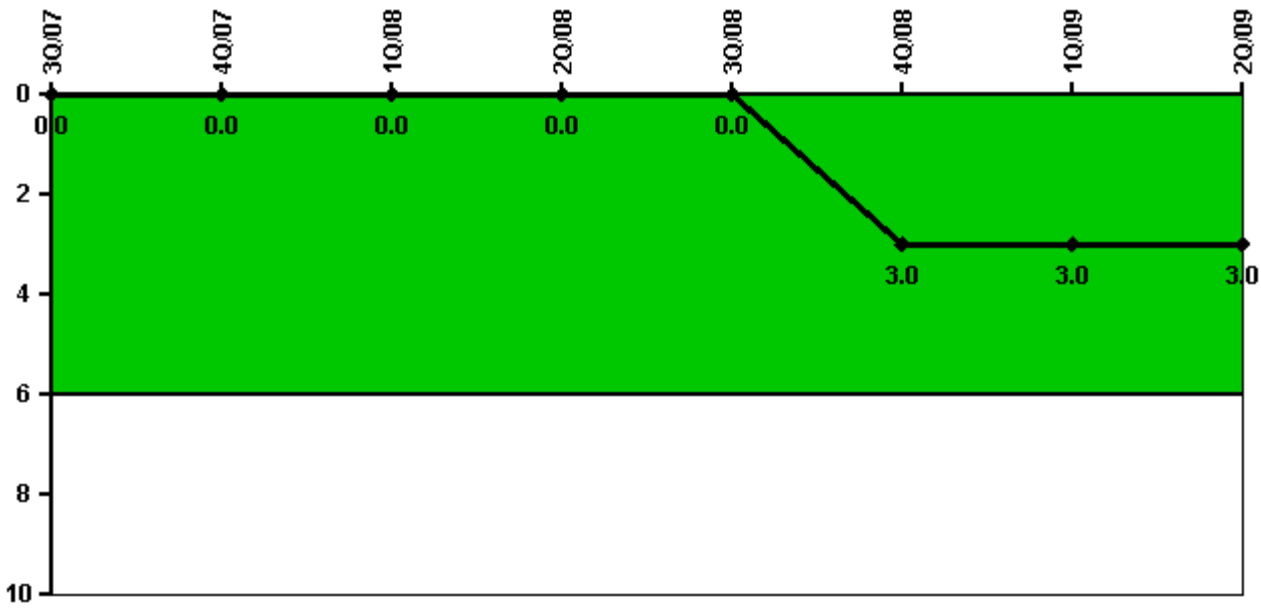
Thresholds: White > 1.0

**Notes**

Unplanned Scrams with Complications	3Q/07	4Q/07	1Q/08	2Q/08	3Q/08	4Q/08	1Q/09	2Q/09
Scrams with complications	0	0	0	0	0	0	0	0
Indicator value	0.0	0.0	0.0	0.0	0.0	0.0	0.0	0.0

Licensee Comments: none

## Safety System Functional Failures (BWR)



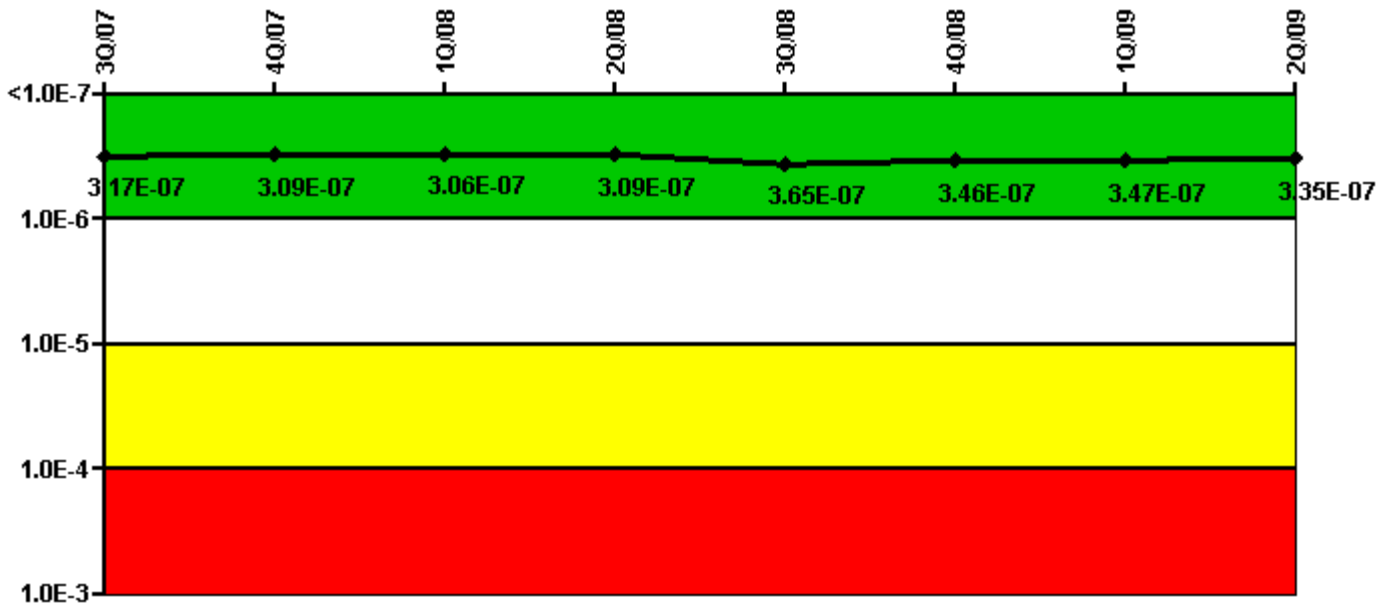
Thresholds: White > 6.0

### Notes

Safety System Functional Failures (BWR)	3Q/07	4Q/07	1Q/08	2Q/08	3Q/08	4Q/08	1Q/09	2Q/09
Safety System Functional Failures	0	0	0	0	0	3	0	0
Indicator value	0	0	0	0	0	3	3	3

Licensee Comments: none

# Mitigating Systems Performance Index, Emergency AC Power System



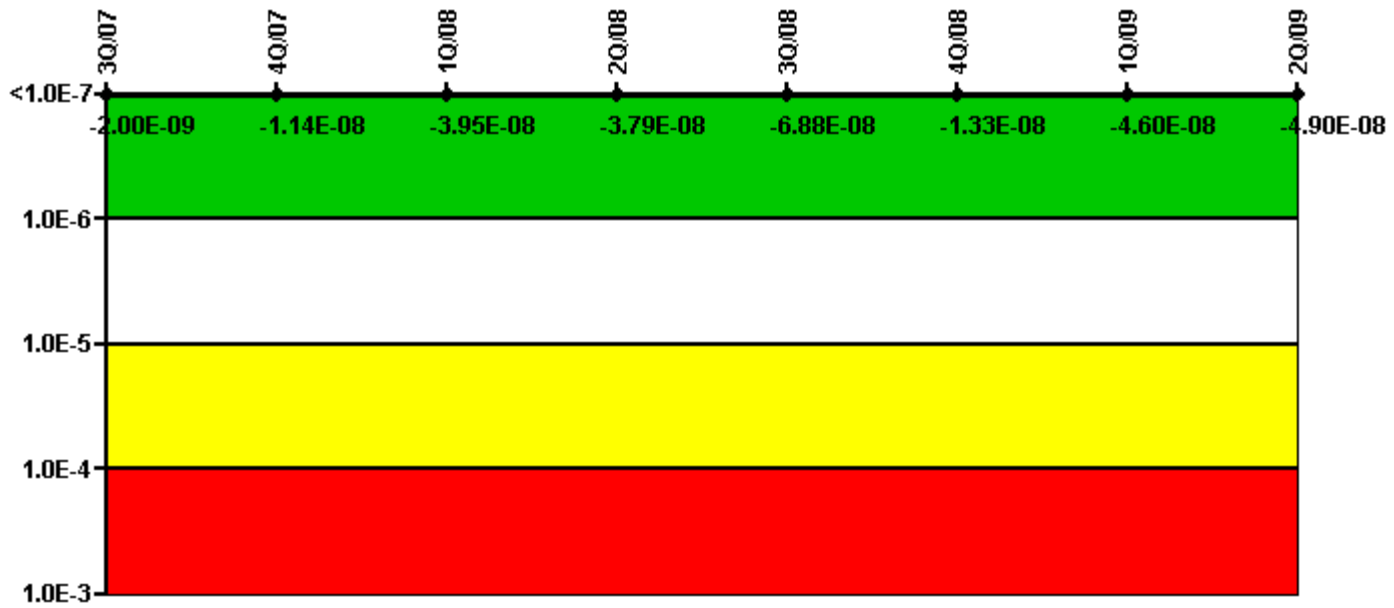
Thresholds: White > 1.00E-6 Yellow > 1.00E-5 Red > 1.00E-4

## Notes

Mitigating Systems Performance Index, Emergency AC Power System	3Q/07	4Q/07	1Q/08	2Q/08	3Q/08	4Q/08	1Q/09	2Q/09
UAI ( $\Delta$ CDF)	2.70E-08	1.90E-08	1.60E-08	2.90E-08	2.50E-08	2.60E-08	2.70E-08	1.50E-08
URI ( $\Delta$ CDF)	2.90E-07	2.90E-07	2.90E-07	2.80E-07	3.40E-07	3.20E-07	3.20E-07	3.20E-07
PLE	NO	NO	NO	NO	NO	NO	NO	NO
Indicator value	3.17E-07	3.09E-07	3.06E-07	3.09E-07	3.65E-07	3.46E-07	3.47E-07	3.35E-07

Licensee Comments: none

# Mitigating Systems Performance Index, High Pressure Injection System



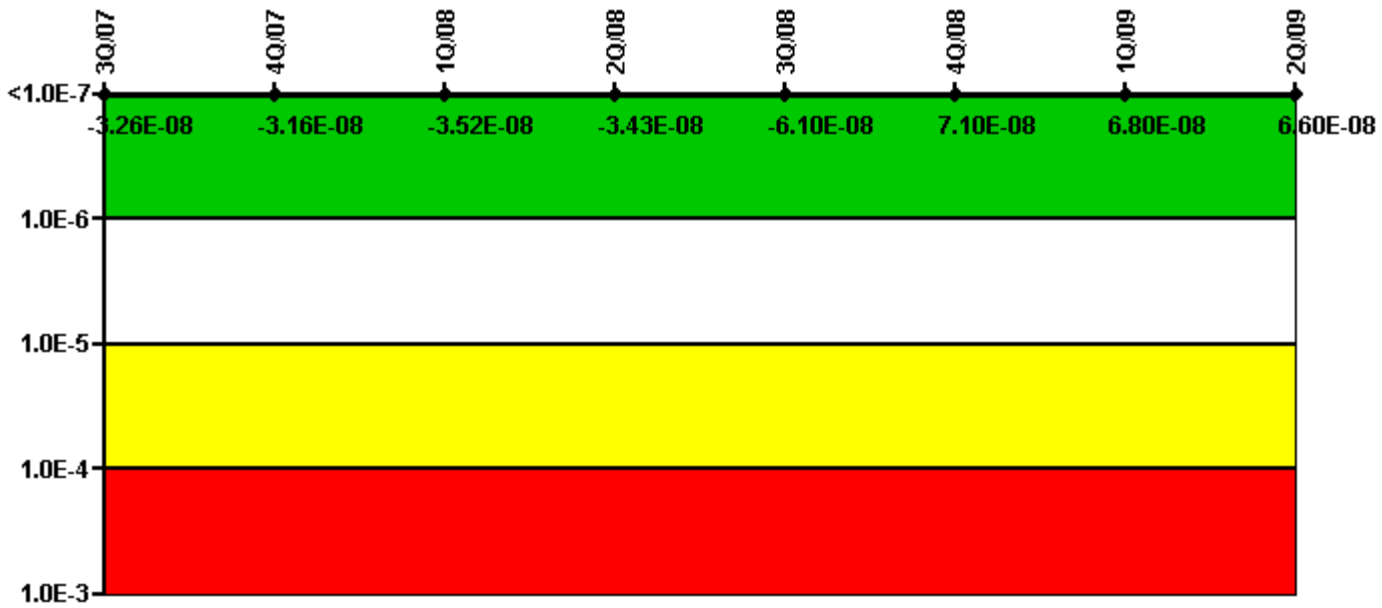
Thresholds: White > 1.00E-6 Yellow > 1.00E-5 Red > 1.00E-4

## Notes

Mitigating Systems Performance Index, High Pressure Injection System	3Q/07	4Q/07	1Q/08	2Q/08	3Q/08	4Q/08	1Q/09	2Q/09
UAI ( $\Delta$ CDF)	1.00E-08	1.60E-09	-4.50E-09	-3.90E-09	-6.80E-09	7.70E-09	-2.10E-08	-1.90E-08
URI ( $\Delta$ CDF)	-1.20E-08	-1.30E-08	-3.50E-08	-3.40E-08	-6.20E-08	-2.10E-08	-2.50E-08	-3.00E-08
PLE	NO	NO	NO	NO	NO	NO	NO	NO
Indicator value	-2.00E-09	-1.14E-08	-3.95E-08	-3.79E-08	-6.88E-08	-1.33E-08	-4.60E-08	-4.90E-08

Licensee Comments: none

# Mitigating Systems Performance Index, Heat Removal System



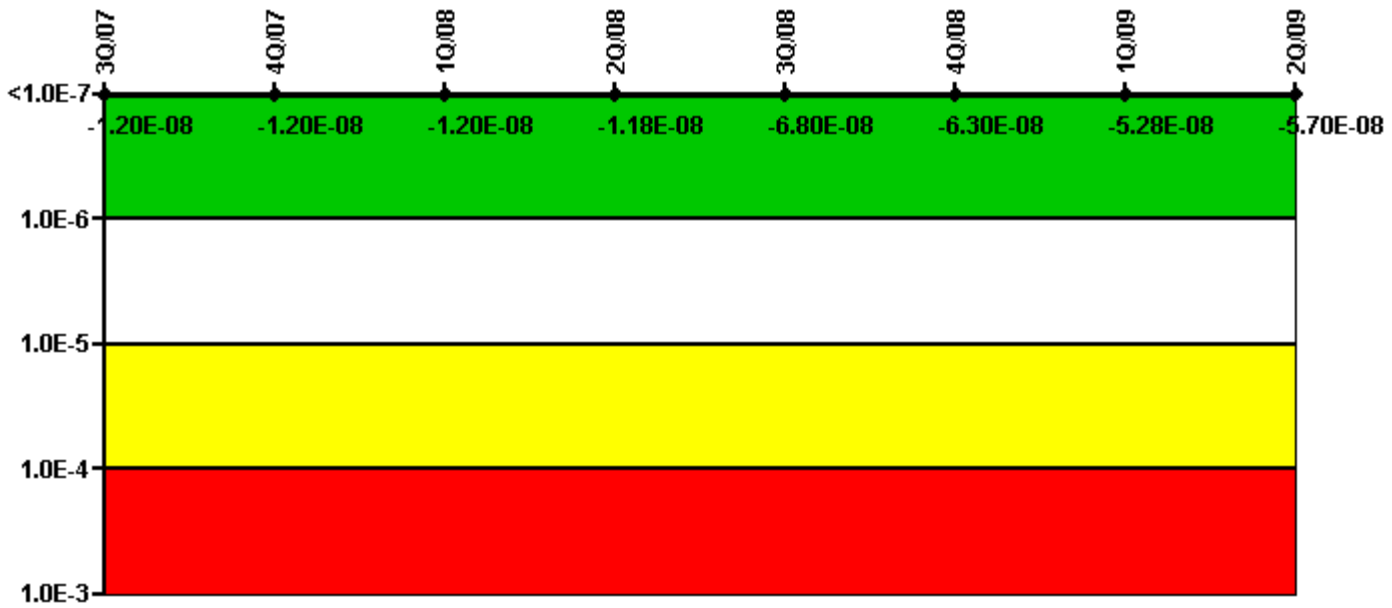
Thresholds: White > 1.00E-6 Yellow > 1.00E-5 Red > 1.00E-4

## Notes

Mitigating Systems Performance Index, Heat Removal System	3Q/07	4Q/07	1Q/08	2Q/08	3Q/08	4Q/08	1Q/09	2Q/09
UAI ( $\Delta$ CDF)	-6.60E-09	-6.60E-09	-9.20E-09	-9.30E-09	-1.70E-08	-1.10E-08	-1.10E-08	-1.00E-08
URI ( $\Delta$ CDF)	-2.60E-08	-2.50E-08	-2.60E-08	-2.50E-08	-4.40E-08	8.20E-08	7.90E-08	7.60E-08
PLE	NO	NO	NO	NO	NO	NO	NO	NO
Indicator value	-3.26E-08	-3.16E-08	-3.52E-08	-3.43E-08	-6.10E-08	7.10E-08	6.80E-08	6.60E-08

Licensee Comments: none

# Mitigating Systems Performance Index, Residual Heat Removal System



Thresholds: White > 1.00E-6 Yellow > 1.00E-5 Red > 1.00E-4

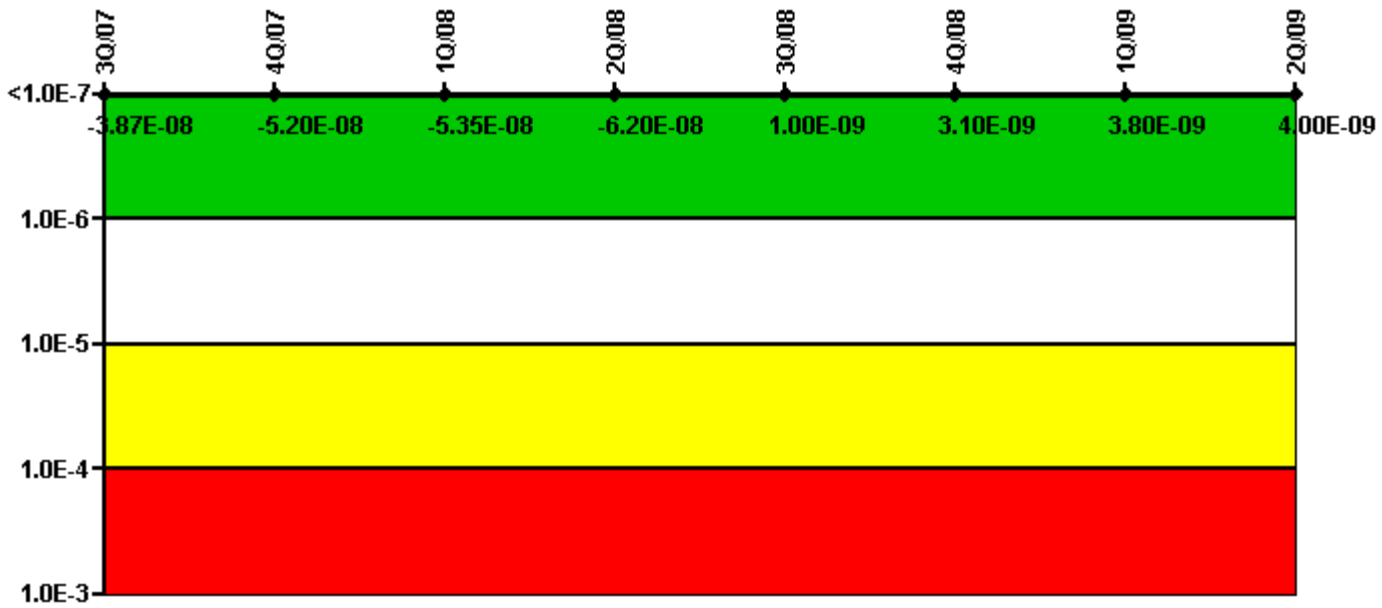
## Notes

Mitigating Systems Performance Index, Residual Heat Removal System	3Q/07	4Q/07	1Q/08	2Q/08	3Q/08	4Q/08	1Q/09	2Q/09
UAI (ΔCDF)	-2.80E-09	-2.90E-09	-2.90E-09	-2.90E-09	-2.70E-08	-2.10E-08	-9.80E-09	-1.20E-08
URI (ΔCDF)	-9.20E-09	-9.10E-09	-9.10E-09	-8.90E-09	-4.10E-08	-4.20E-08	-4.30E-08	-4.50E-08
PLE	NO	NO	NO	NO	NO	NO	NO	NO
Indicator value	-1.20E-08	-1.20E-08	-1.20E-08	-1.18E-08	-6.80E-08	-6.30E-08	-5.28E-08	-5.70E-08

Licensee Comments: none



# Mitigating Systems Performance Index, Cooling Water Systems



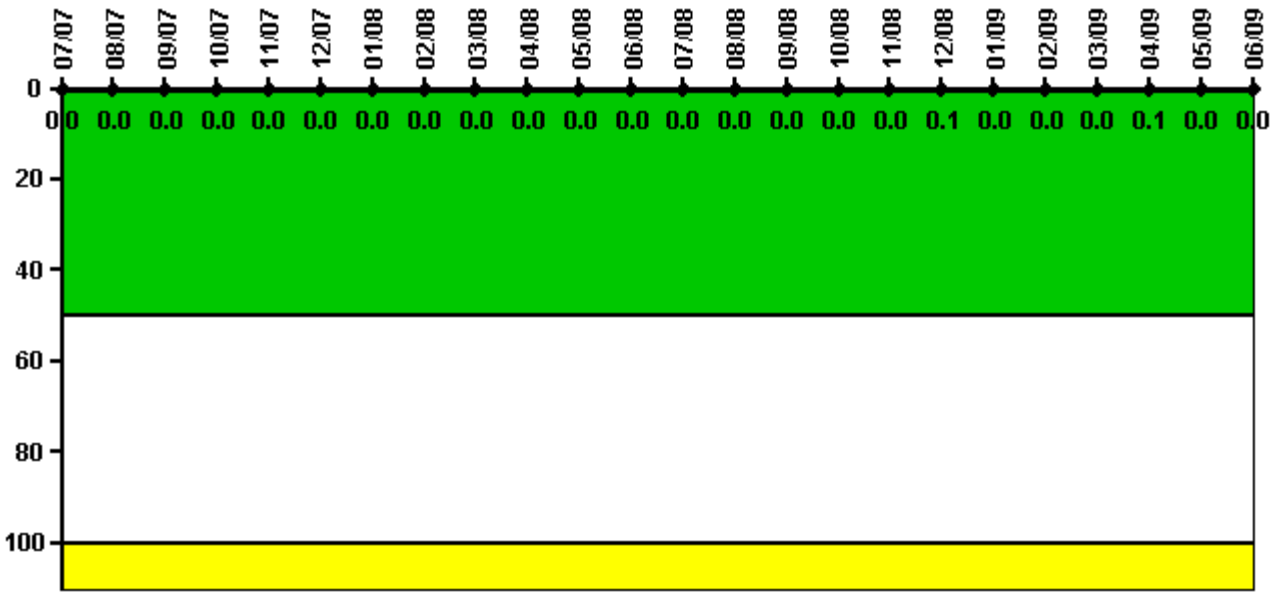
Thresholds: White > 1.00E-6 Yellow > 1.00E-5 Red > 1.00E-4

## Notes

Mitigating Systems Performance Index, Cooling Water Systems	3Q/07	4Q/07	1Q/08	2Q/08	3Q/08	4Q/08	1Q/09	2Q/09
UAI ( $\Delta$ CDF)	2.30E-09	-2.00E-09	-2.50E-09	-1.10E-08	2.50E-09	4.60E-09	5.30E-09	5.50E-09
URI ( $\Delta$ CDF)	-4.10E-08	-5.00E-08	-5.10E-08	-5.10E-08	-1.50E-09	-1.50E-09	-1.50E-09	-1.50E-09
PLE	NO	NO	NO	NO	NO	NO	NO	NO
Indicator value	-3.87E-08	-5.20E-08	-5.35E-08	-6.20E-08	1.00E-09	3.10E-09	3.80E-09	4.00E-09

Licensee Comments: none

## Reactor Coolant System Activity



Thresholds: White > 50.0 Yellow > 100.0


### Notes

Reactor Coolant System Activity	7/07	8/07	9/07	10/07	11/07	12/07	1/08	2/08	3/08	4/08	5/08	6/08
Maximum activity	0.006430	0.003380	0.003060	0.002610	0.001390	0.001750	0.002610	0.001820	0.001560	0.006080	0.001550	0.001240
Technical specification limit	20.0	20.0	20.0	20.0	20.0	20.0	20.0	20.0	20.0	20.0	20.0	20.0
Indicator value	0	0	0	0	0	0	0	0	0	0	0	0
Reactor Coolant System Activity	7/08	8/08	9/08	10/08	11/08	12/08	1/09	2/09	3/09	4/09	5/09	6/09
Maximum activity	0.001120	0.001230	0.000966	0.001090	0.000887	0.027100	0.000862	0.001240	0.001390	0.017500	0.005240	0.000637
Technical specification limit	20.0	20.0	20.0	20.0	20.0	20.0	20.0	20.0	20.0	20.0	20.0	20.0
Indicator value	0	0	0	0	0	0.1	0	0	0	0.1	0	0

Licensee Comments:

6/09: Indicates reactor coolant activity, expressed as a percentage of the Technical Specifications limit for Iodine. Technical Specifications do not specify a limit for Iodine-131.

## Reactor Coolant System Leakage



Thresholds: White > 50.0 Yellow > 100.0

### Notes

Reactor Coolant System Leakage	7/07	8/07	9/07	10/07	11/07	12/07	1/08	2/08	3/08	4/08	5/08	6/08
Maximum leakage	2.150	2.160	2.790	1.620	1.830	2.190	1.550	1.560	1.560	1.590	1.580	1.575
Technical specification limit	25.0	25.0	25.0	25.0	25.0	25.0	25.0	25.0	25.0	25.0	25.0	25.0
Indicator value	8.6	8.6	11.2	6.5	7.3	8.8	6.2	6.2	6.2	6.4	6.3	6.3

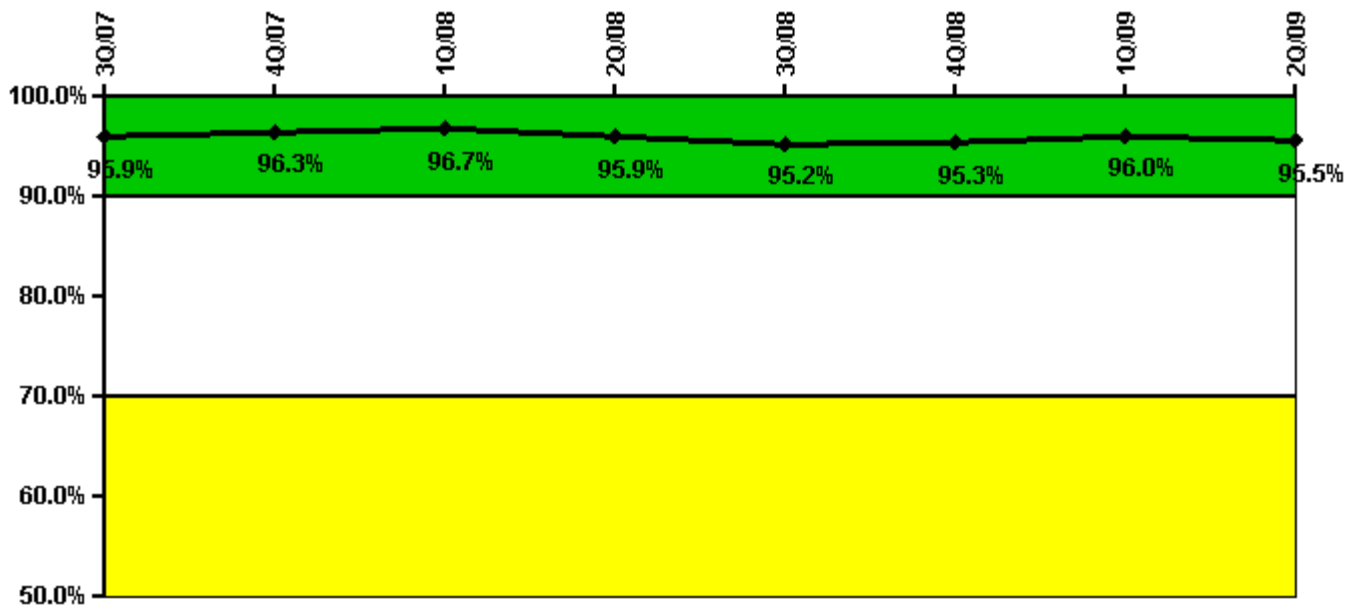
  

Reactor Coolant System Leakage	7/08	8/08	9/08	10/08	11/08	12/08	1/09	2/09	3/09	4/09	5/09	6/09
Maximum leakage	1.590	1.610	1.620	1.600	1.600	1.590	1.620	1.630	1.650	1.640	1.690	1.720
Technical specification limit	25.0	25.0	25.0	25.0	25.0	25.0	25.0	25.0	25.0	25.0	25.0	25.0
Indicator value	6.4	6.4	6.5	6.4	6.4	6.4	6.5	6.5	6.6	6.6	6.8	6.9

Licensee Comments:

6/09: Reflects total leakage (identified plus un-identified), expressed as a percentage of the Technical Specifications limit. Technical Specifications specify un-identified and total leakage; it does not specify identified leakage.

## Drill/Exercise Performance



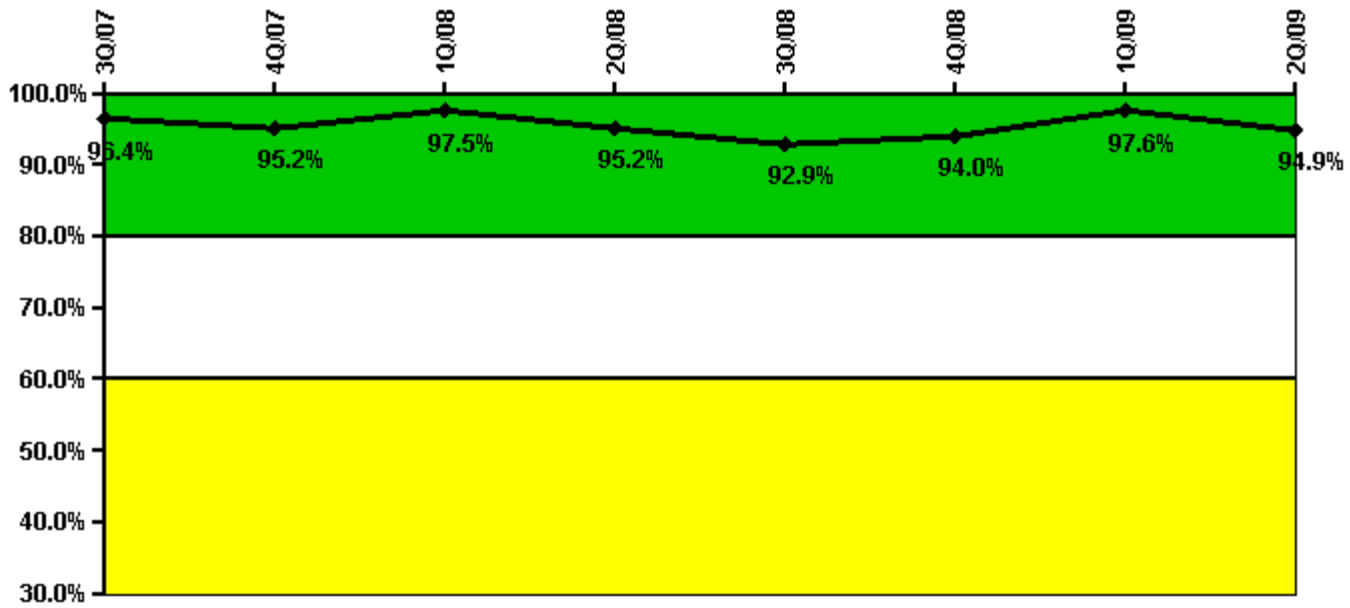
Thresholds: White < 90.0% Yellow < 70.0%

### Notes

Drill/Exercise Performance	3Q/07	4Q/07	1Q/08	2Q/08	3Q/08	4Q/08	1Q/09	2Q/09
Successful opportunities	40.0	32.0	21.0	22.0	44.0	57.0	103.0	22.0
Total opportunities	42.0	32.0	23.0	26.0	46.0	58.0	106.0	24.0
Indicator value	95.9%	96.3%	96.7%	95.9%	95.2%	95.3%	96.0%	95.5%

Licensee Comments: none

## ERO Drill Participation



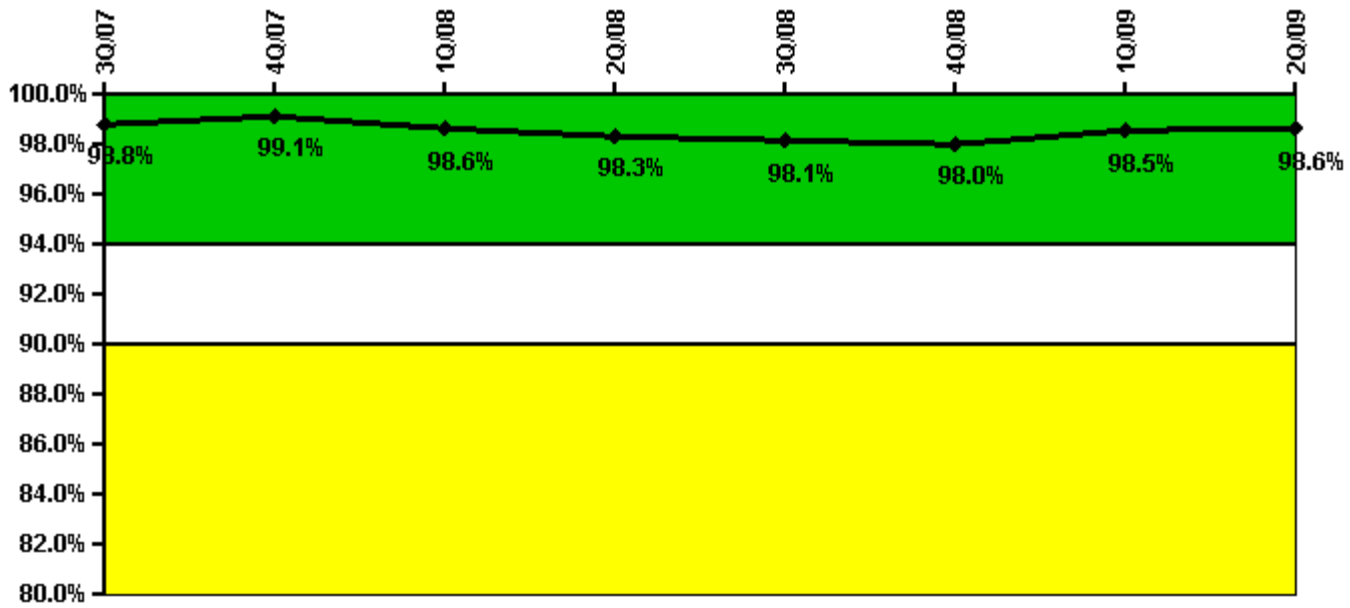
Thresholds: White < 80.0% Yellow < 60.0%

### Notes

ERO Drill Participation	3Q/07	4Q/07	1Q/08	2Q/08	3Q/08	4Q/08	1Q/09	2Q/09
Participating Key personnel	80.0	79.0	79.0	80.0	78.0	78.0	82.0	94.0
Total Key personnel	83.0	83.0	81.0	84.0	84.0	83.0	84.0	99.0
Indicator value	96.4%	95.2%	97.5%	95.2%	92.9%	94.0%	97.6%	94.9%

Licensee Comments: none

## Alert & Notification System



Thresholds: White < 94.0% Yellow < 90.0%

### Notes

Alert & Notification System	3Q/07	4Q/07	1Q/08	2Q/08	3Q/08	4Q/08	1Q/09	2Q/09
Successful siren-tests	338	447	328	329	333	444	333	333
Total sirens-tests	339	452	339	337	337	450	337	339
Indicator value	98.8%	99.1%	98.6%	98.3%	98.1%	98.0%	98.5%	98.6%

Licensee Comments: none

## Occupational Exposure Control Effectiveness



Thresholds: White > 2.0 Yellow > 5.0

### Notes

Occupational Exposure Control Effectiveness	3Q/07	4Q/07	1Q/08	2Q/08	3Q/08	4Q/08	1Q/09	2Q/09
High radiation area occurrences	0	0	0	0	0	0	0	0
Very high radiation area occurrences	0	0	0	0	0	0	0	0
Unintended exposure occurrences	0	0	0	0	0	0	0	0
Indicator value	0	0	0	0	0	0	0	0

Licensee Comments: none

## RETS/ODCM Radiological Effluent



Thresholds: White > 1.0 Yellow > 3.0

### Notes

RETS/ODCM Radiological Effluent	3Q/07	4Q/07	1Q/08	2Q/08	3Q/08	4Q/08	1Q/09	2Q/09
RETS/ODCM occurrences	0	0	0	0	0	0	0	0
Indicator value	0	0	0	0	0	0	0	0

Licensee Comments: none

[Security](#) information not publicly available.