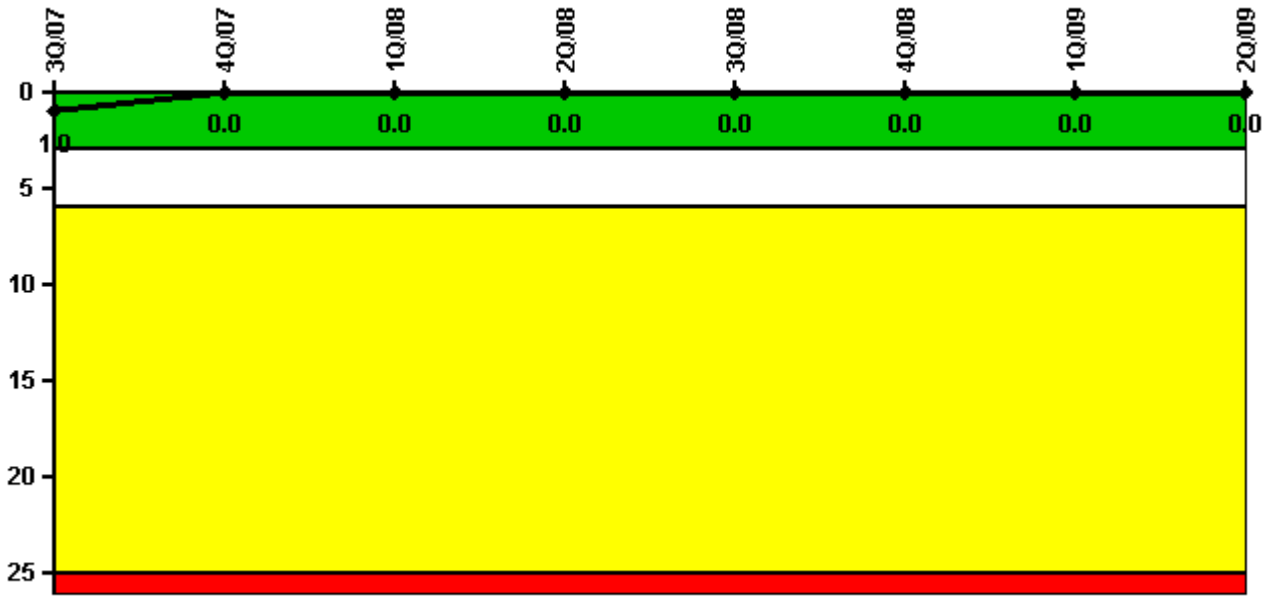


# Palo Verde 1

## 2Q/2009 Performance Indicators

Licensee's General Comments: none

### Unplanned Scrams per 7000 Critical Hrs



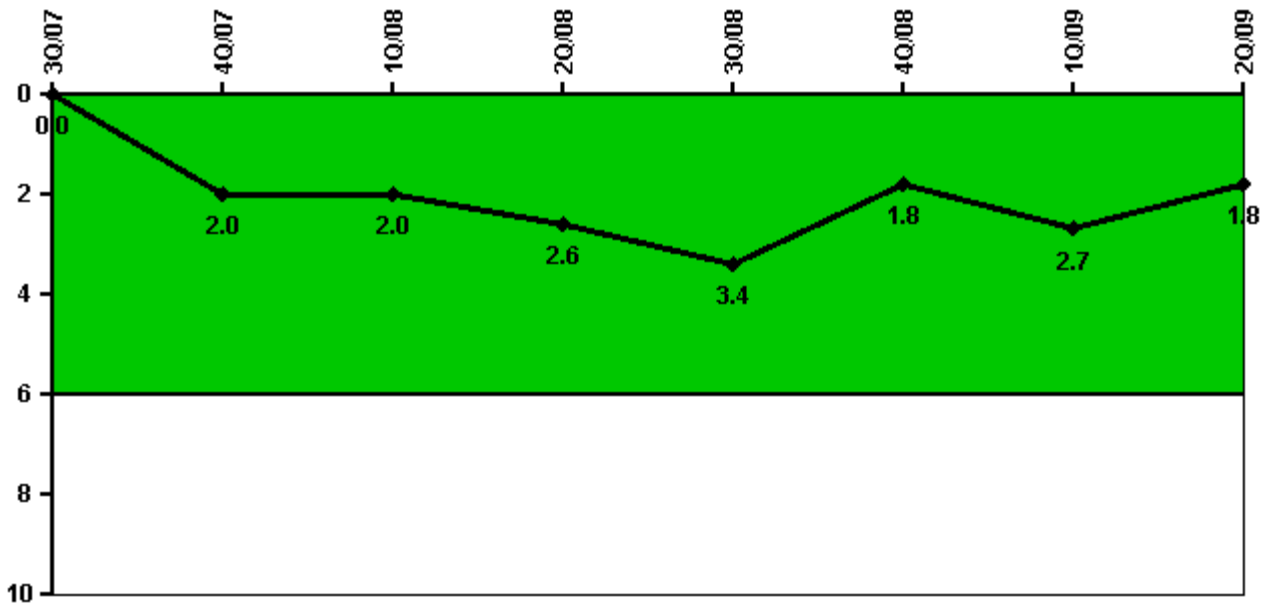
Thresholds: White > 3.0 Yellow > 6.0 Red > 25.0

### Notes

Unplanned Scrams per 7000 Critical Hrs	3Q/07	4Q/07	1Q/08	2Q/08	3Q/08	4Q/08	1Q/09	2Q/09
Unplanned scrams	0	0	0	0	0	0	0	0
Critical hours	1878.4	1803.3	2184.0	2131.1	2208.0	1155.6	2160.0	2184.0
Indicator value	1.0	0	0	0	0	0	0	0

Licensee Comments: none

## Unplanned Power Changes per 7000 Critical Hrs



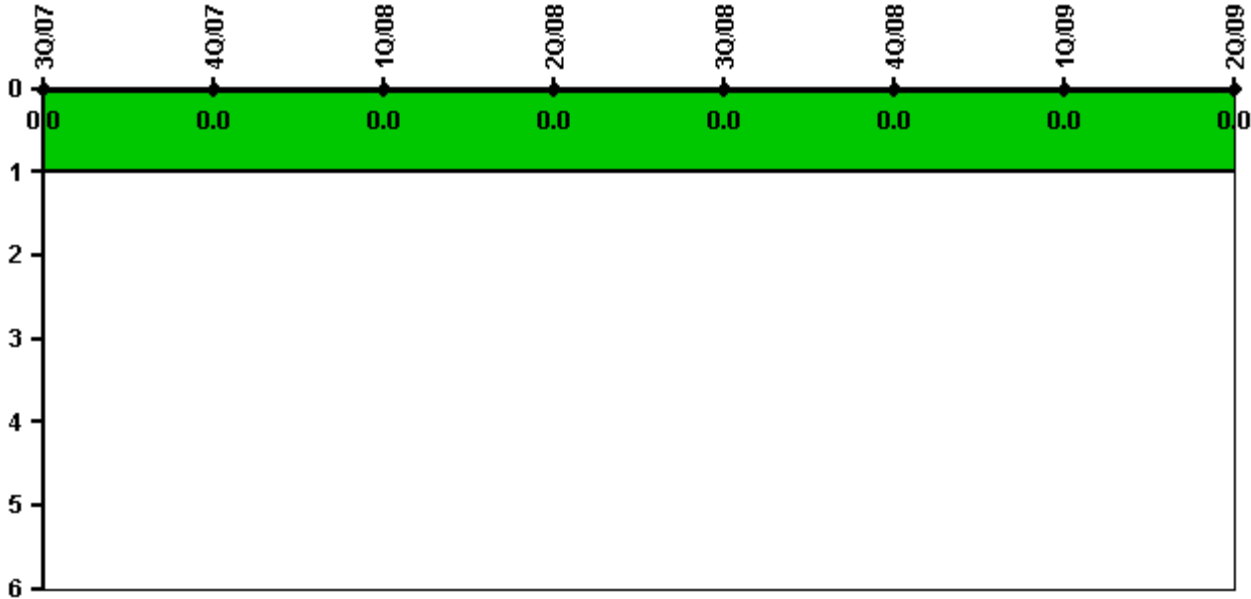
Thresholds: White > 6.0

### Notes

Unplanned Power Changes per 7000 Critical Hrs	3Q/07	4Q/07	1Q/08	2Q/08	3Q/08	4Q/08	1Q/09	2Q/09
Unplanned power changes	0	2.0	0	1.0	1.0	0	1.0	0
Critical hours	1878.4	1803.3	2184.0	2131.1	2208.0	1155.6	2160.0	2184.0
Indicator value	0	2.0	2.0	2.6	3.4	1.8	2.7	1.8

Licensee Comments: none

# Unplanned Scrams with Complications



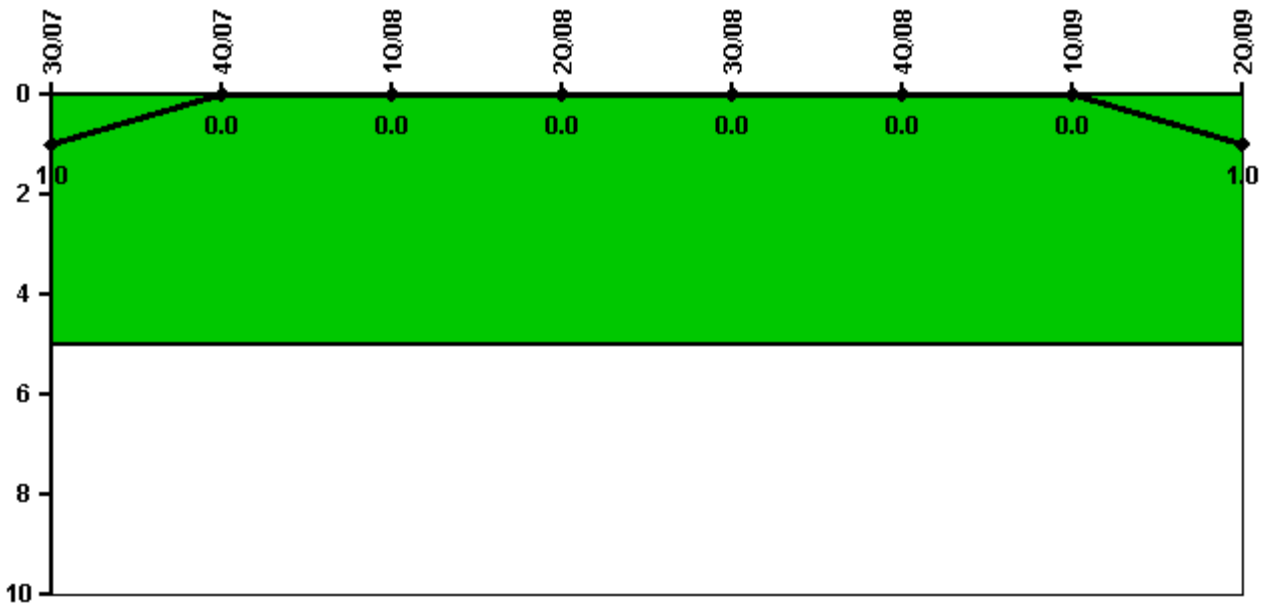
Thresholds: White > 1.0

**Notes**

Unplanned Scrams with Complications	3Q/07	4Q/07	1Q/08	2Q/08	3Q/08	4Q/08	1Q/09	2Q/09
Scrams with complications	0	0	0	0	0	0	0	0
Indicator value	0.0	0.0	0.0	0.0	0.0	0.0	0.0	0.0

Licensee Comments: none

## Safety System Functional Failures (PWR)



Thresholds: White > 5.0

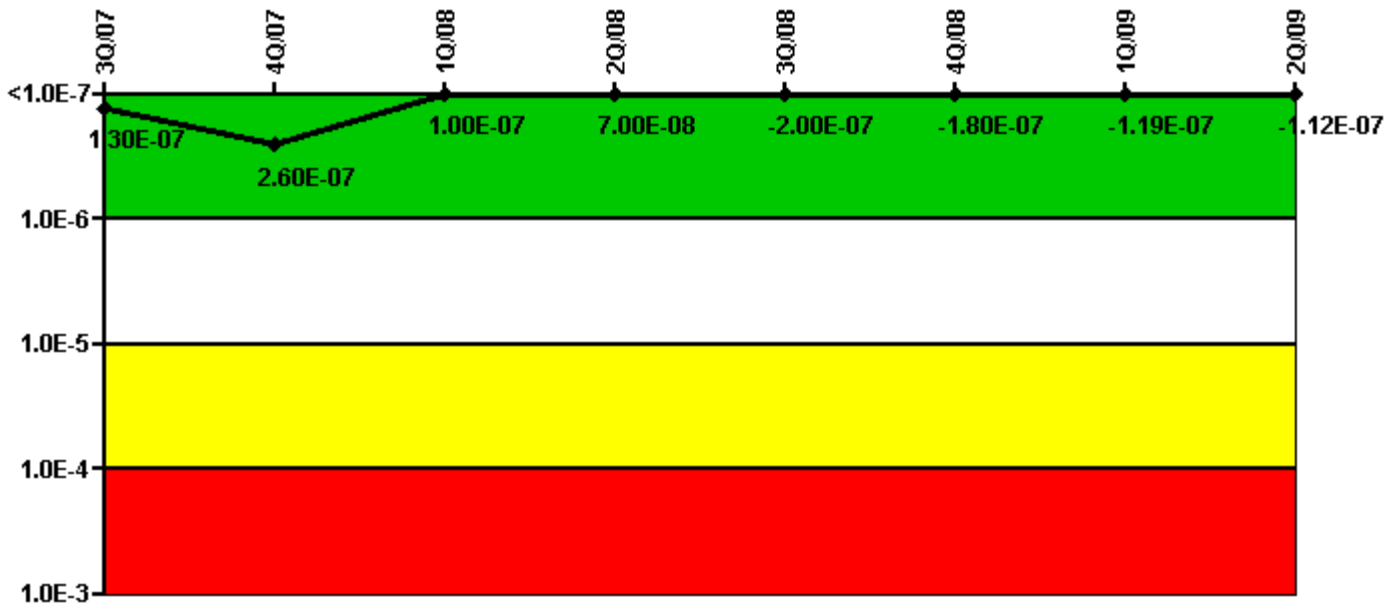
### Notes

Safety System Functional Failures (PWR)	3Q/07	4Q/07	1Q/08	2Q/08	3Q/08	4Q/08	1Q/09	2Q/09
Safety System Functional Failures	0	0	0	0	0	0	0	1
Indicator value	1	0	0	0	0	0	0	1

Licensee Comments:

2Q/09: LER 50-528/529/530-2009-001-00 for April 2009 SSFF

# Mitigating Systems Performance Index, Emergency AC Power System



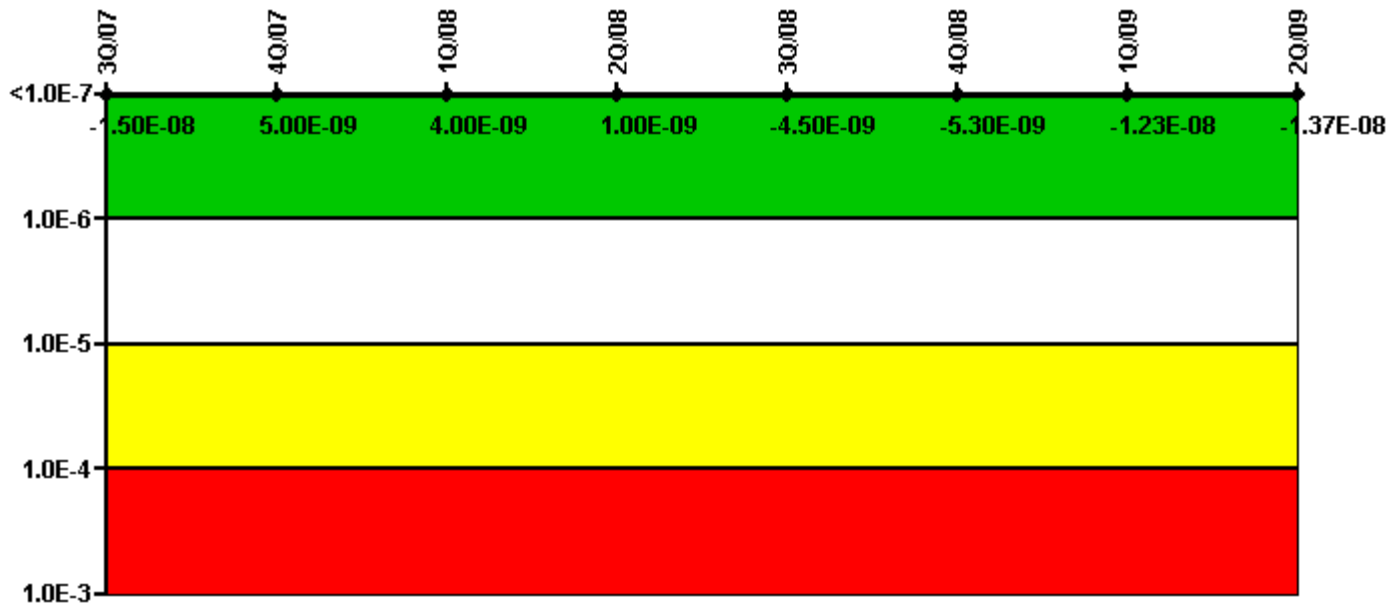
Thresholds: White > 1.00E-6 Yellow > 1.00E-5 Red > 1.00E-4

## Notes

Mitigating Systems Performance Index, Emergency AC Power System	3Q/07	4Q/07	1Q/08	2Q/08	3Q/08	4Q/08	1Q/09	2Q/09
UAI (ΔCDF)	5.70E-07	3.50E-07	3.20E-07	2.90E-07	1.80E-07	2.00E-07	5.10E-08	5.80E-08
URI (ΔCDF)	-4.40E-07	-9.00E-08	-2.20E-07	-2.20E-07	-3.80E-07	-3.80E-07	-1.70E-07	-1.70E-07
PLE	NO	NO	NO	NO	NO	NO	NO	NO
Indicator value	1.30E-07	2.60E-07	1.00E-07	7.00E-08	2.00E-07	1.80E-07	1.19E-07	1.12E-07

Licensee Comments: none

# Mitigating Systems Performance Index, High Pressure Injection System



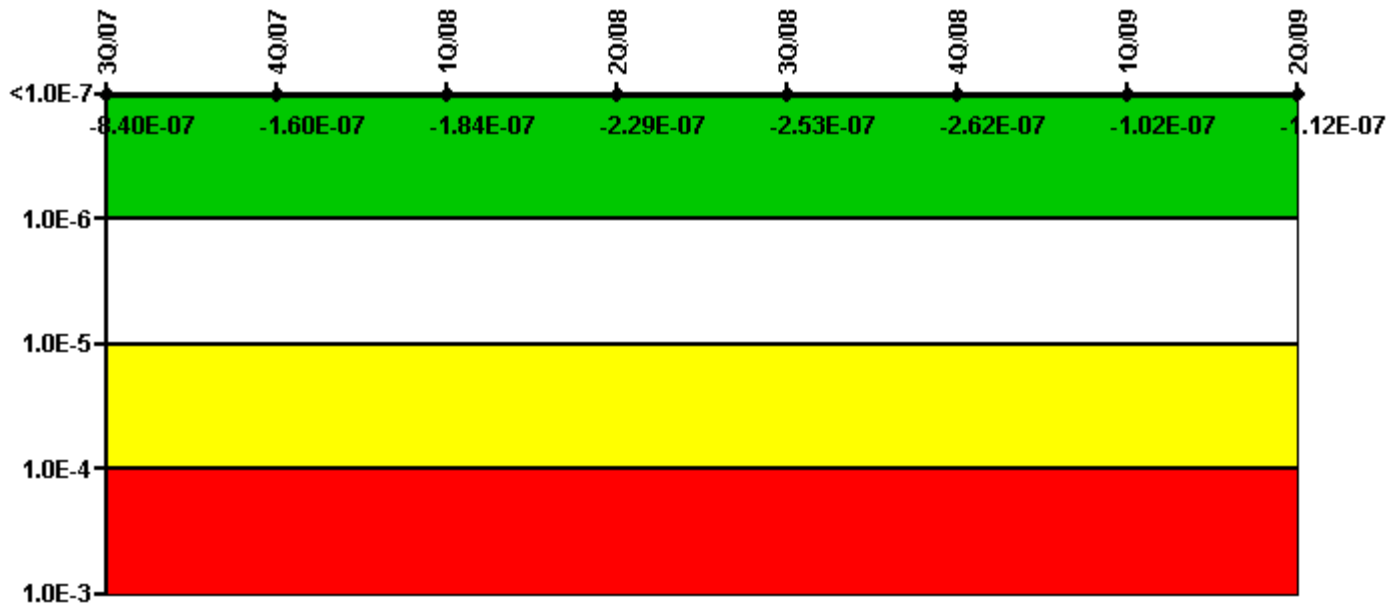
Thresholds: White > 1.00E-6 Yellow > 1.00E-5 Red > 1.00E-4

## Notes

Mitigating Systems Performance Index, High Pressure Injection System	3Q/07	4Q/07	1Q/08	2Q/08	3Q/08	4Q/08	1Q/09	2Q/09
UAI ( $\Delta$ CDF)	3.80E-08	1.70E-08	1.60E-08	1.30E-08	7.50E-09	6.70E-09	5.70E-09	4.30E-09
URI ( $\Delta$ CDF)	-5.30E-08	-1.20E-08	-1.20E-08	-1.20E-08	-1.20E-08	-1.20E-08	-1.80E-08	-1.80E-08
PLE	NO	NO	NO	NO	NO	NO	NO	NO
Indicator value	-1.50E-08	5.00E-09	4.00E-09	1.00E-09	-4.50E-09	-5.30E-09	-1.23E-08	-1.37E-08

Licensee Comments: none

# Mitigating Systems Performance Index, Heat Removal System



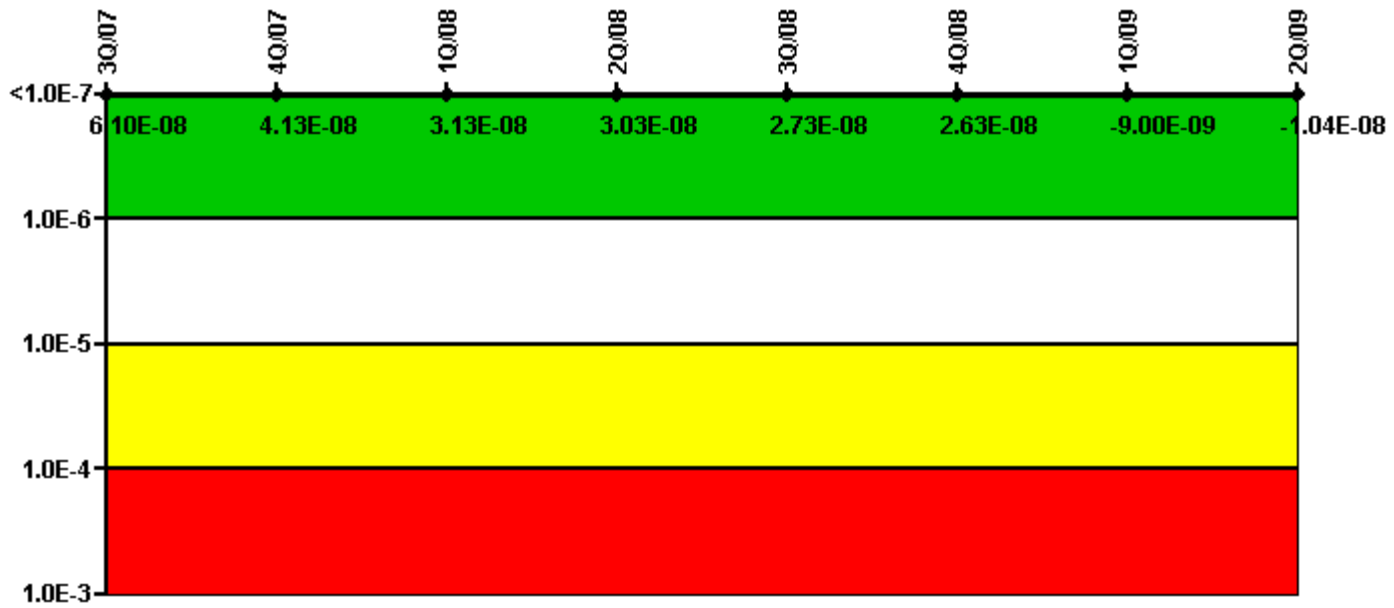
Thresholds: White > 1.00E-6 Yellow > 1.00E-5 Red > 1.00E-4

## Notes

Mitigating Systems Performance Index, Heat Removal System	3Q/07	4Q/07	1Q/08	2Q/08	3Q/08	4Q/08	1Q/09	2Q/09
UAI ( $\Delta$ CDF)	-2.20E-07	7.00E-08	4.60E-08	9.50E-10	-2.30E-08	-3.20E-08	-3.80E-09	-1.40E-08
URI ( $\Delta$ CDF)	-6.20E-07	-2.30E-07	-2.30E-07	-2.30E-07	-2.30E-07	-2.30E-07	-9.80E-08	-9.80E-08
PLE	NO	NO	NO	NO	NO	NO	NO	NO
Indicator value	-8.40E-07	-1.60E-07	-1.84E-07	-2.29E-07	-2.53E-07	-2.62E-07	-1.02E-07	-1.12E-07

Licensee Comments: none

# Mitigating Systems Performance Index, Residual Heat Removal System



Thresholds: White > 1.00E-6 Yellow > 1.00E-5 Red > 1.00E-4

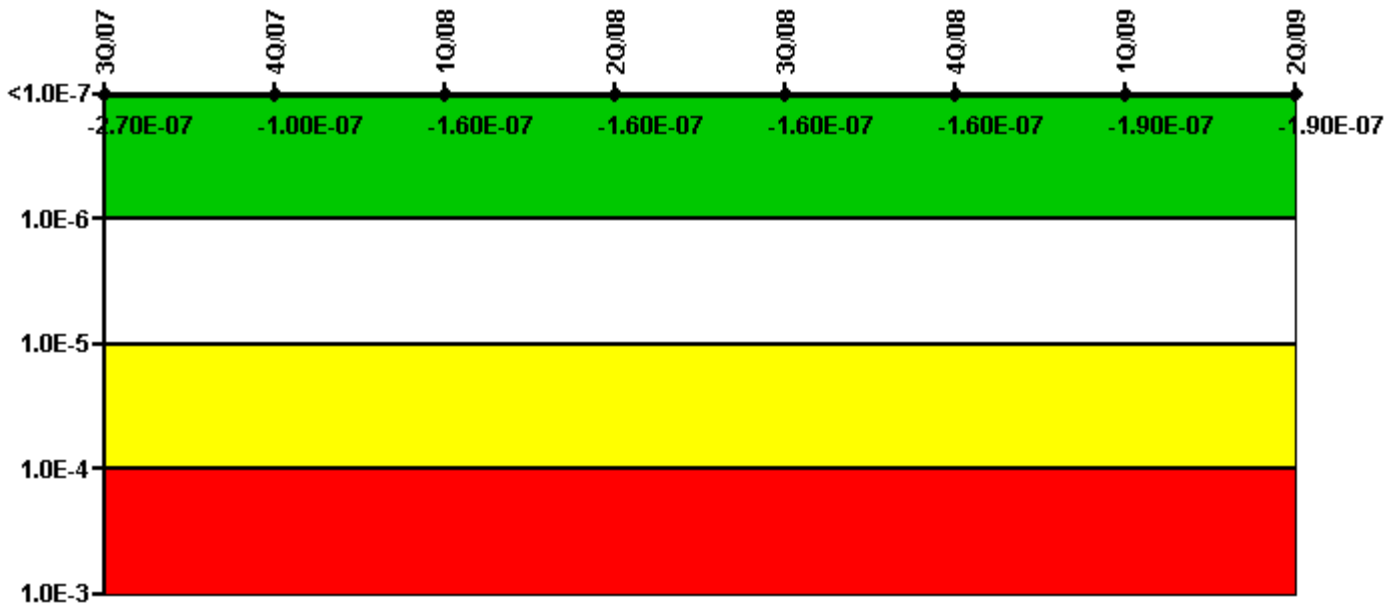
## Notes

Mitigating Systems Performance Index, Residual Heat Removal System	3Q/07	4Q/07	1Q/08	2Q/08	3Q/08	4Q/08	1Q/09	2Q/09
UAI ( $\Delta$ CDF)	8.70E-08	4.80E-08	3.80E-08	3.70E-08	3.40E-08	3.30E-08	1.10E-08	9.60E-09
URI ( $\Delta$ CDF)	-2.60E-08	-6.70E-09	-6.70E-09	-6.70E-09	-6.70E-09	-6.70E-09	-2.00E-08	-2.00E-08
PLE	NO	NO	NO	NO	NO	NO	NO	NO
Indicator value	6.10E-08	4.13E-08	3.13E-08	3.03E-08	2.73E-08	2.63E-08	9.00E-09	1.04E-08

Licensee Comments: none



# Mitigating Systems Performance Index, Cooling Water Systems



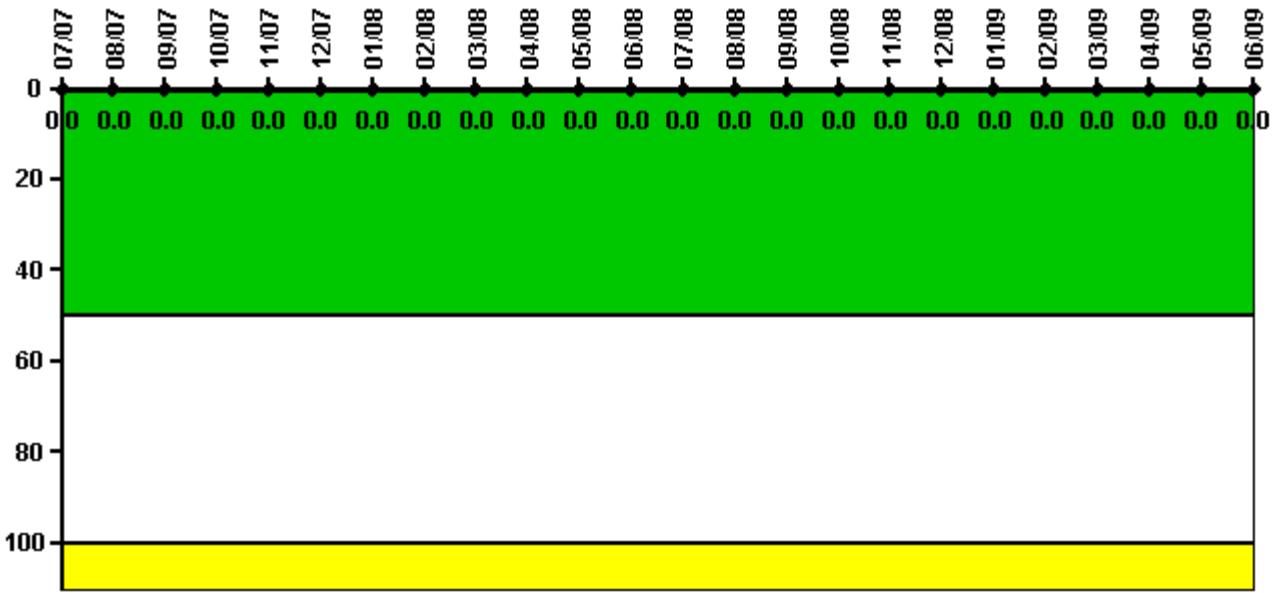
Thresholds: White > 1.00E-6 Yellow > 1.00E-5 Red > 1.00E-4

## Notes

Mitigating Systems Performance Index, Cooling Water Systems	3Q/07	4Q/07	1Q/08	2Q/08	3Q/08	4Q/08	1Q/09	2Q/09
UAI ( $\Delta$ CDF)	-2.50E-11	-2.20E-11	-5.20E-11	-5.20E-11	-5.20E-11	-5.20E-11	-1.50E-11	-1.50E-11
URI ( $\Delta$ CDF)	-2.70E-07	-1.00E-07	-1.60E-07	-1.60E-07	-1.60E-07	-1.60E-07	-1.90E-07	-1.90E-07
PLE	NO	NO	NO	NO	NO	NO	NO	NO
Indicator value	-2.70E-07	-1.00E-07	-1.60E-07	-1.60E-07	-1.60E-07	-1.60E-07	-1.90E-07	-1.90E-07

Licensee Comments: none

## Reactor Coolant System Activity



Thresholds: White > 50.0 Yellow > 100.0

### Notes


Reactor Coolant System Activity	7/07	8/07	9/07	10/07	11/07	12/07	1/08	2/08	3/08	4/08	5/08	6/08
Maximum activity	0.000253	0.000279	0.000296	0.000303	0.000281	0.000322	0.000338	0.000331	0.000348	0.000347	0.000360	0.000378
Technical specification limit	1.0	1.0	1.0	1.0	1.0	1.0	1.0	1.0	1.0	1.0	1.0	1.0
Indicator value	0	0	0	0	0	0	0	0	0	0	0	0

Reactor Coolant System Activity	7/08	8/08	9/08	10/08	11/08	12/08	1/09	2/09	3/09	4/09	5/09	6/09
Maximum activity	0.000386	0.000388	0.000405	0.000385	0.000225	0.000246	0.000262	0.000265	0.000277	0.000289	0.000298	0.000307
Technical specification limit	1.0	1.0	1.0	1.0	1.0	1.0	1.0	1.0	1.0	1.0	1.0	1.0
Indicator value	0	0	0	0	0	0	0	0	0	0	0	0

Licensee Comments: none

## Reactor Coolant System Leakage



Thresholds: White > 50.0 Yellow > 100.0

### Notes

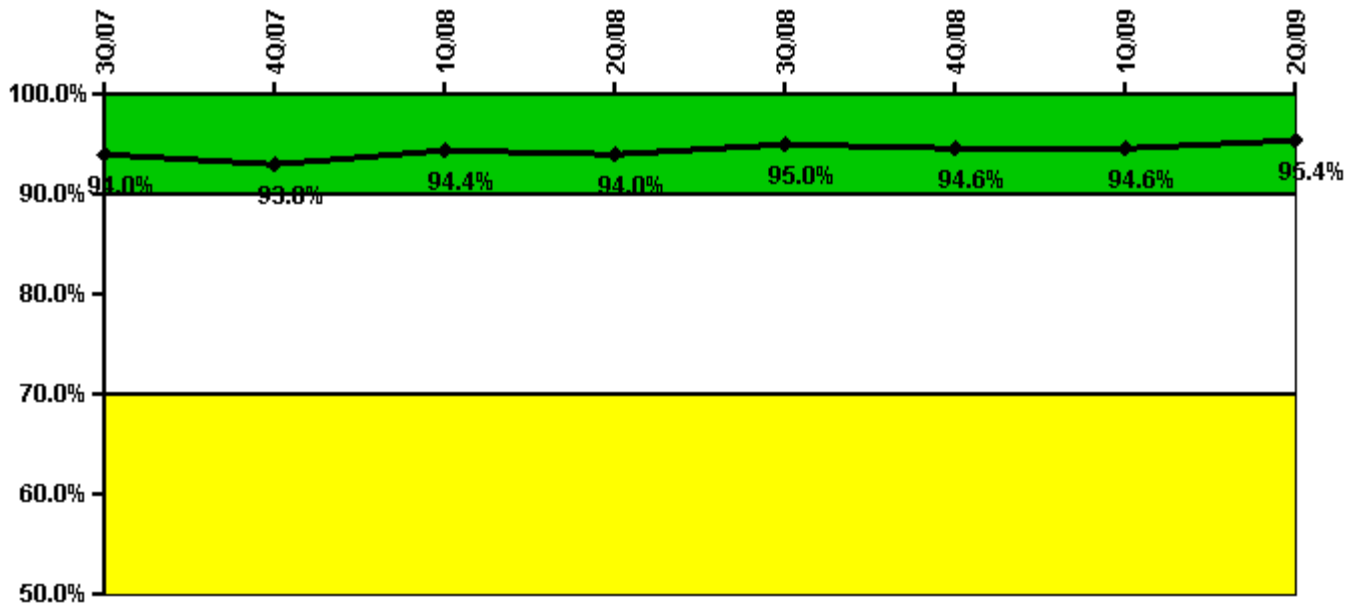
Reactor Coolant System Leakage	7/07	8/07	9/07	10/07	11/07	12/07	1/08	2/08	3/08	4/08	5/08	6/08
Maximum leakage	0.089	0.042	0.052	0.019	0.024	0.037	0.100	0.040	0.031	0.043	0.033	0.039
Technical specification limit	10.0	10.0	10.0	10.0	10.0	10.0	10.0	10.0	10.0	10.0	10.0	10.0
Indicator value	0.9	0.4	0.5	0.2	0.2	0.4	1.0	0.4	0.3	0.4	0.3	0.4

Reactor Coolant System Leakage	7/08	8/08	9/08	10/08	11/08	12/08	1/09	2/09	3/09	4/09	5/09	6/09
Maximum leakage	0.052	0.035	0.048	0.024	0.028	0.025	0.044	0.067	0.058	0.038	0.047	0.060
Technical specification limit	10.0	10.0	10.0	10.0	10.0	10.0	10.0	10.0	10.0	10.0	10.0	10.0
Indicator value	0.5	0.4	0.5	0.2	0.3	0.3	0.4	0.7	0.6	0.4	0.5	0.6

Licensee Comments: none

## Drill/Exercise Performance



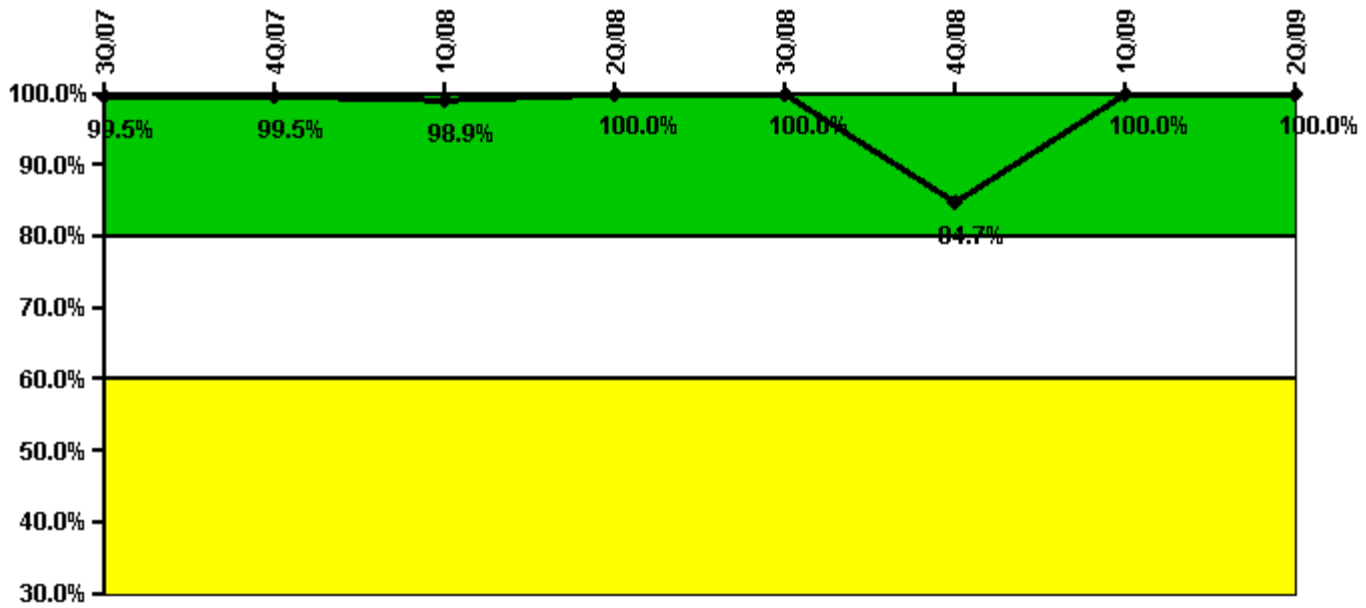
Thresholds: White < 90.0% Yellow < 70.0%

### Notes

Drill/Exercise Performance	3Q/07	4Q/07	1Q/08	2Q/08	3Q/08	4Q/08	1Q/09	2Q/09
Successful opportunities	188.0	12.0	129.0	35.0	43.0	35.0	75.0	109.0
Total opportunities	200.0	12.0	132.0	39.0	43.0	39.0	79.0	112.0
Indicator value	94.0%	93.0%	94.4%	94.0%	95.0%	94.6%	94.6%	95.4%

Licensee Comments: none

## ERO Drill Participation



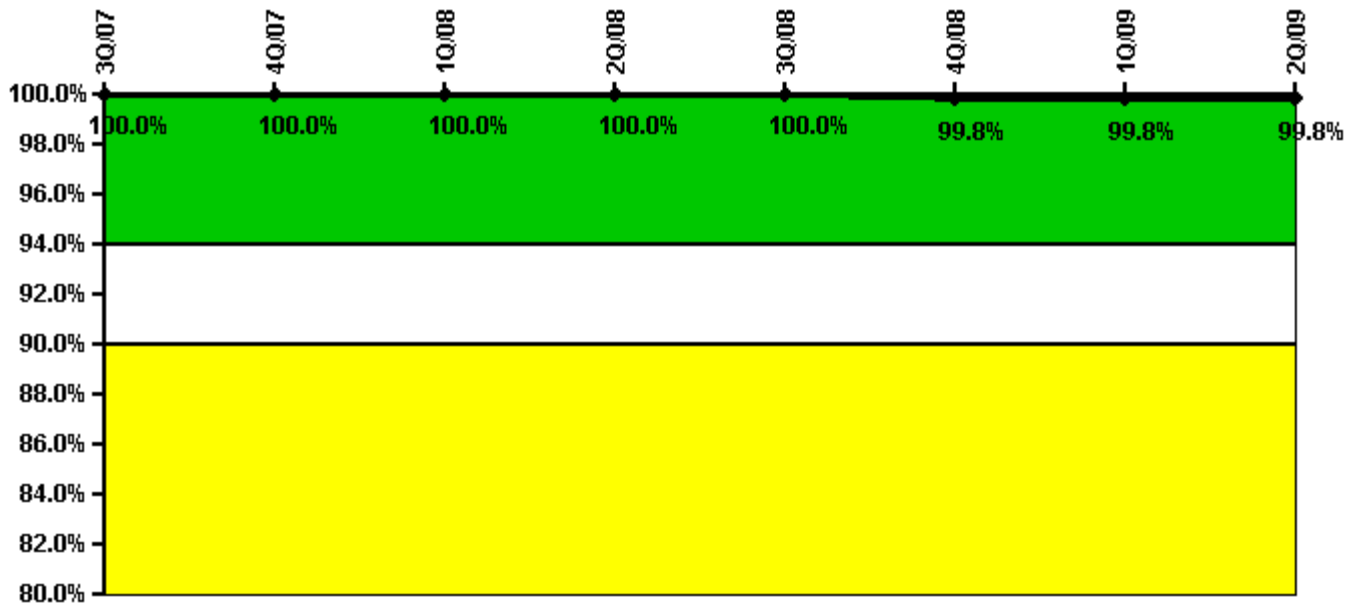
**Thresholds: White < 80.0% Yellow < 60.0%**

### Notes

ERO Drill Participation	3Q/07	4Q/07	1Q/08	2Q/08	3Q/08	4Q/08	1Q/09	2Q/09
Participating Key personnel	199.0	192.0	188.0	191.0	183.0	72.0	78.0	87.0
Total Key personnel	200.0	193.0	190.0	191.0	183.0	85.0	78.0	87.0
Indicator value	99.5%	99.5%	98.9%	100.0%	100.0%	84.7%	100.0%	100.0%

Licensee Comments: none

## Alert & Notification System



Thresholds: White < 94.0% Yellow < 90.0%

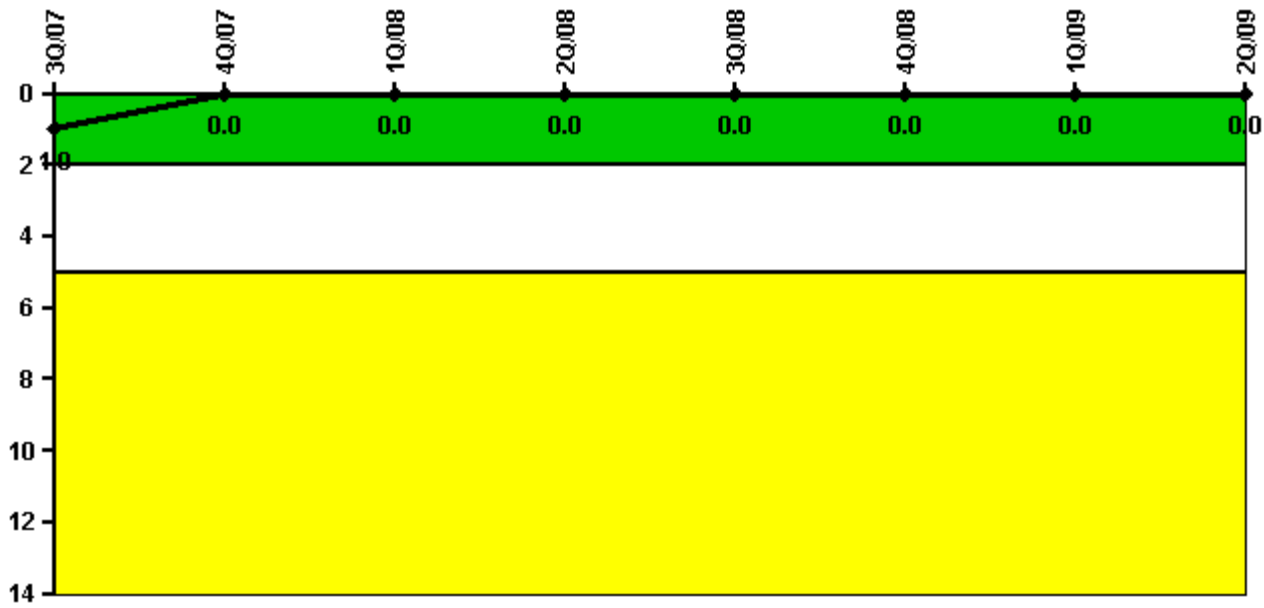
### Notes

Alert & Notification System	3Q/07	4Q/07	1Q/08	2Q/08	3Q/08	4Q/08	1Q/09	2Q/09
Successful siren-tests	756	882	296	296	296	331	296	296
Total sirens-tests	756	882	296	296	296	333	296	296
Indicator value	100.0%	100.0%	100.0%	100.0%	100.0%	99.8%	99.8%	99.8%

Licensee Comments: none

---

## Occupational Exposure Control Effectiveness



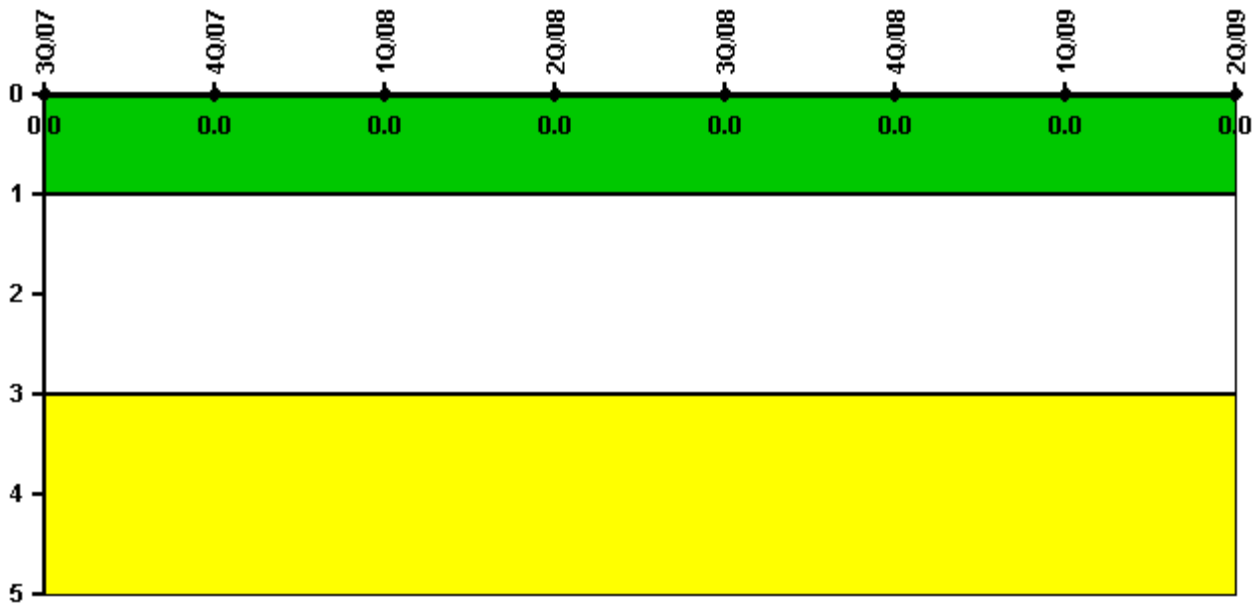
Thresholds: White > 2.0 Yellow > 5.0

### Notes

Occupational Exposure Control Effectiveness	3Q/07	4Q/07	1Q/08	2Q/08	3Q/08	4Q/08	1Q/09	2Q/09
High radiation area occurrences	0	0	0	0	0	0	0	0
Very high radiation area occurrences	0	0	0	0	0	0	0	0
Unintended exposure occurrences	0	0	0	0	0	0	0	0
Indicator value	1	0	0	0	0	0	0	0

Licensee Comments: none

## RETS/ODCM Radiological Effluent



Thresholds: White > 1.0 Yellow > 3.0

### Notes

RETS/ODCM Radiological Effluent	3Q/07	4Q/07	1Q/08	2Q/08	3Q/08	4Q/08	1Q/09	2Q/09
RETS/ODCM occurrences	0	0	0	0	0	0	0	0
Indicator value	0	0	0	0	0	0	0	0

Licensee Comments: none

[Security](#) information not publicly available.