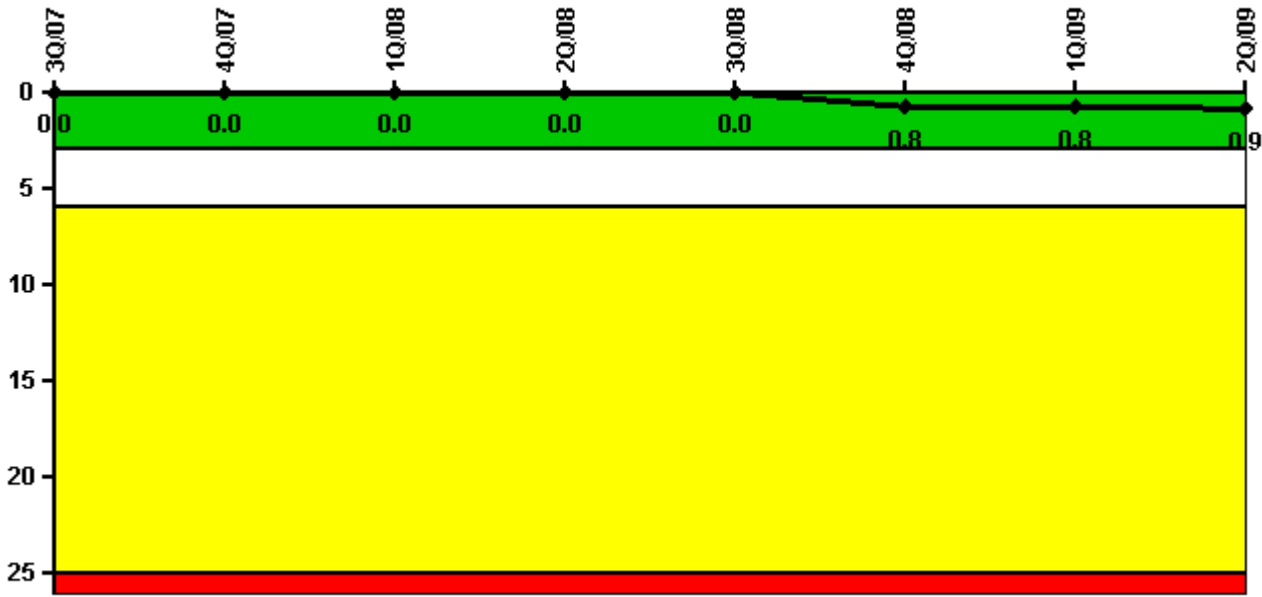


Farley 1

2Q/2009 Performance Indicators

Licensee's General Comments: none

Unplanned Scrams per 7000 Critical Hrs



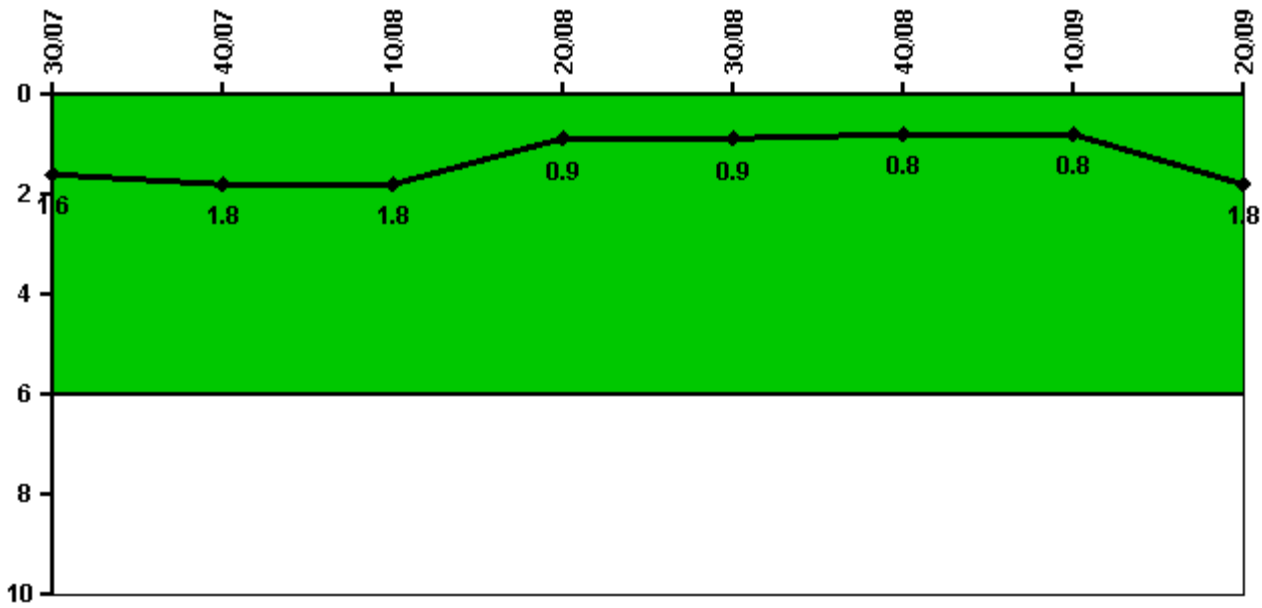
Thresholds: White > 3.0 Yellow > 6.0 Red > 25.0

Notes

Unplanned Scrams per 7000 Critical Hrs	3Q/07	4Q/07	1Q/08	2Q/08	3Q/08	4Q/08	1Q/09	2Q/09
Unplanned scrams	0	0	0	0	0	1.0	0	0
Critical hours	2160.5	1185.6	2183.0	2184.0	2044.8	2187.7	2159.0	1373.0
Indicator value	0	0	0	0	0	0.8	0.8	0.9

Licensee Comments: none

Unplanned Power Changes per 7000 Critical Hrs



Thresholds: White > 6.0

Notes

Unplanned Power Changes per 7000 Critical Hrs	3Q/07	4Q/07	1Q/08	2Q/08	3Q/08	4Q/08	1Q/09	2Q/09
Unplanned power changes	1.0	0	0	0	1.0	0	0	1.0
Critical hours	2160.5	1185.6	2183.0	2184.0	2044.8	2187.7	2159.0	1373.0
Indicator value	1.6	1.8	1.8	0.9	0.9	0.8	0.8	1.8

Licensee Comments: none

Unplanned Scrams with Complications



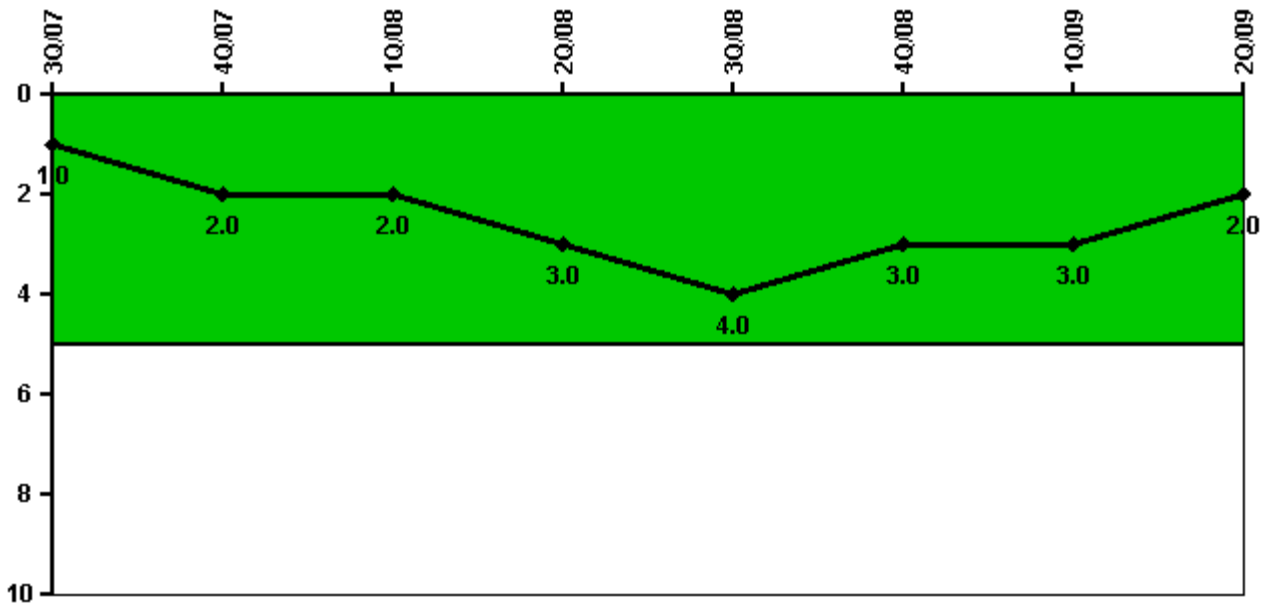
Thresholds: White > 1.0

Notes

Unplanned Scrams with Complications	3Q/07	4Q/07	1Q/08	2Q/08	3Q/08	4Q/08	1Q/09	2Q/09
Scrams with complications	0	0	0	0	0	0	0	0
Indicator value	0.0	0.0	0.0	0.0	0.0	0.0	0.0	0.0

Licensee Comments: none

Safety System Functional Failures (PWR)



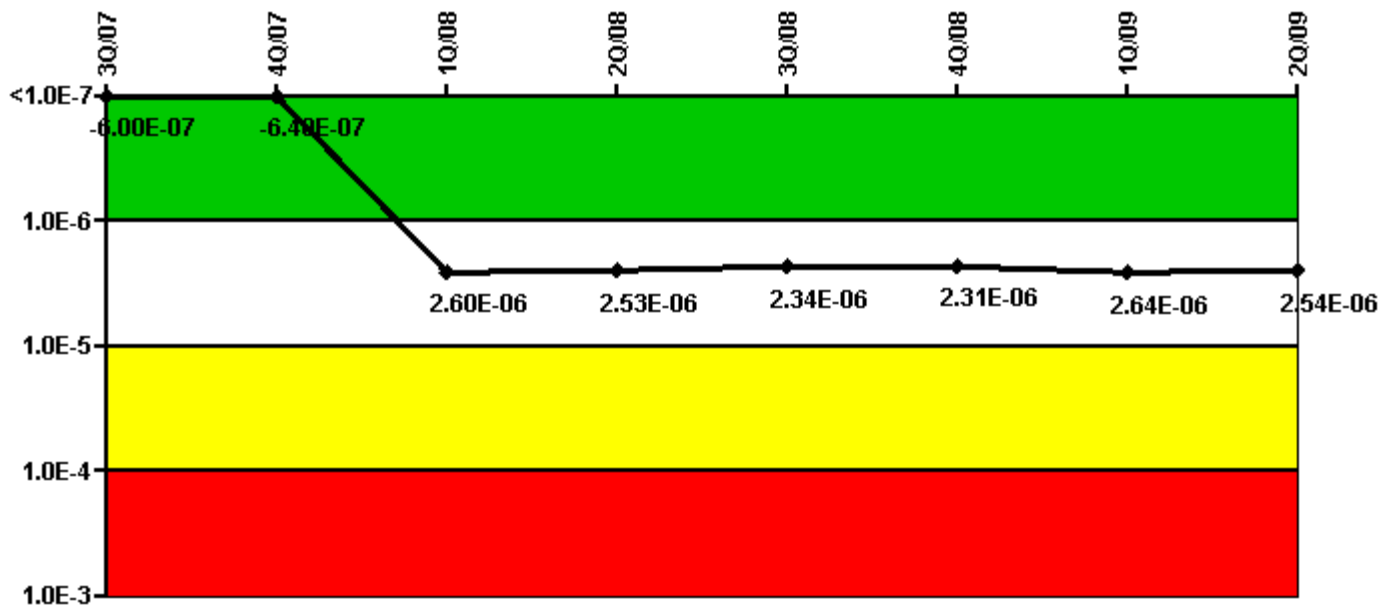
Thresholds: White > 5.0

Notes

Safety System Functional Failures (PWR)	3Q/07	4Q/07	1Q/08	2Q/08	3Q/08	4Q/08	1Q/09	2Q/09
Safety System Functional Failures	0	1	0	2	1	0	0	1
Indicator value	1	2	2	3	4	3	3	2

Licensee Comments: none

Mitigating Systems Performance Index, Emergency AC Power System



Thresholds: White > 1.00E-6 Yellow > 1.00E-5 Red > 1.00E-4

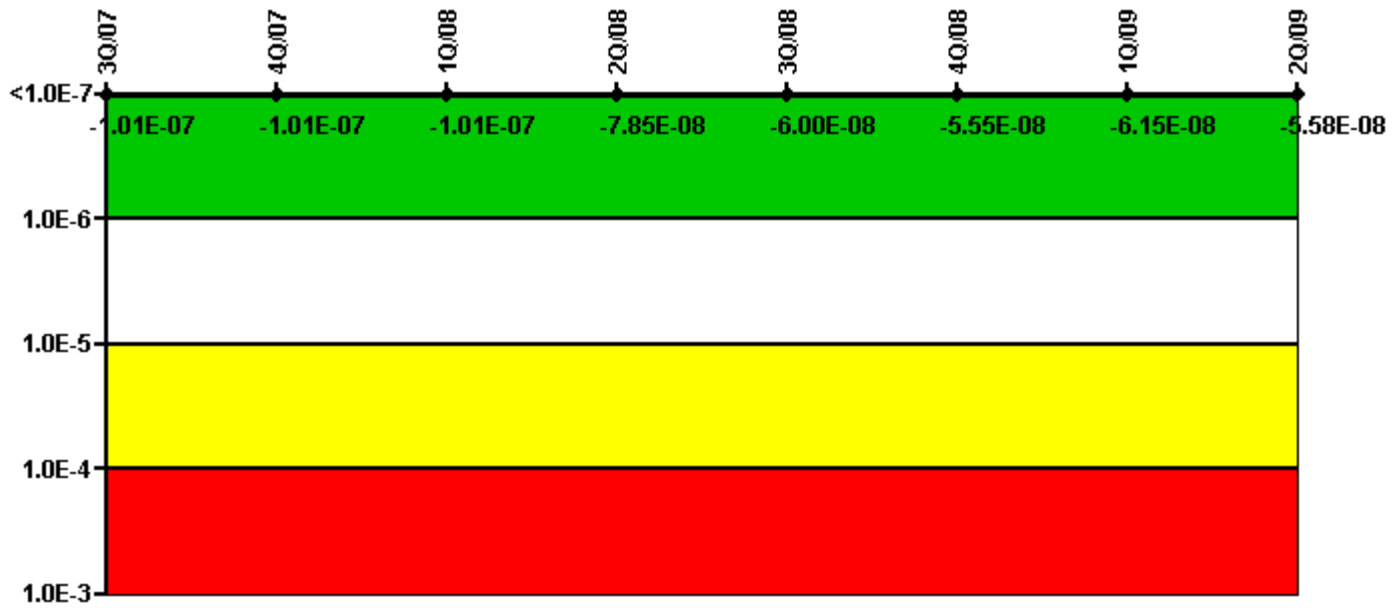
Notes

Mitigating Systems Performance Index, Emergency AC Power System	3Q/07	4Q/07	1Q/08	2Q/08	3Q/08	4Q/08	1Q/09	2Q/09
UAI (ΔCDF)	4.00E-07	3.60E-07	8.00E-07	7.30E-07	3.40E-07	3.10E-07	6.40E-07	5.40E-07
URI (ΔCDF)	-1.00E-06	-1.00E-06	1.80E-06	1.80E-06	2.00E-06	2.00E-06	2.00E-06	2.00E-06
PLE	NO	NO	NO	NO	NO	NO	NO	NO
Indicator value	-6.00E-07	-6.40E-07	2.60E-06	2.53E-06	2.34E-06	2.31E-06	2.64E-06	2.54E-06

Licensee Comments:

2Q/09: Risk Cap Invoked.

Mitigating Systems Performance Index, High Pressure Injection System



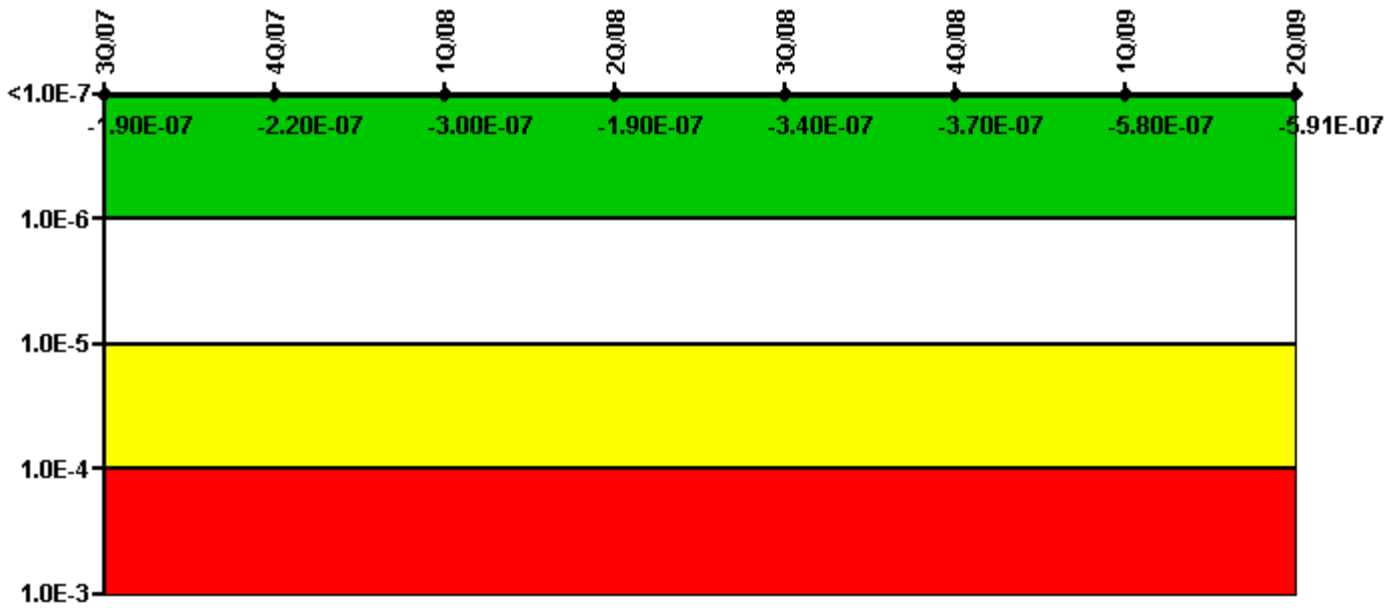
Thresholds: White > 1.00E-6 Yellow > 1.00E-5 Red > 1.00E-4

Notes

Mitigating Systems Performance Index, High Pressure Injection System	3Q/07	4Q/07	1Q/08	2Q/08	3Q/08	4Q/08	1Q/09	2Q/09
UAI (Δ CDF)	-3.10E-08	-3.10E-08	-3.10E-08	-8.50E-09	-8.00E-09	-3.50E-09	-9.50E-09	-3.80E-09
URI (Δ CDF)	-7.00E-08	-7.00E-08	-7.00E-08	-7.00E-08	-5.20E-08	-5.20E-08	-5.20E-08	-5.20E-08
PLE	NO	NO	NO	NO	NO	NO	NO	NO
Indicator value	-1.01E-07	-1.01E-07	-1.01E-07	-7.85E-08	-6.00E-08	-5.55E-08	-6.15E-08	-5.58E-08

Licensee Comments: none

Mitigating Systems Performance Index, Heat Removal System



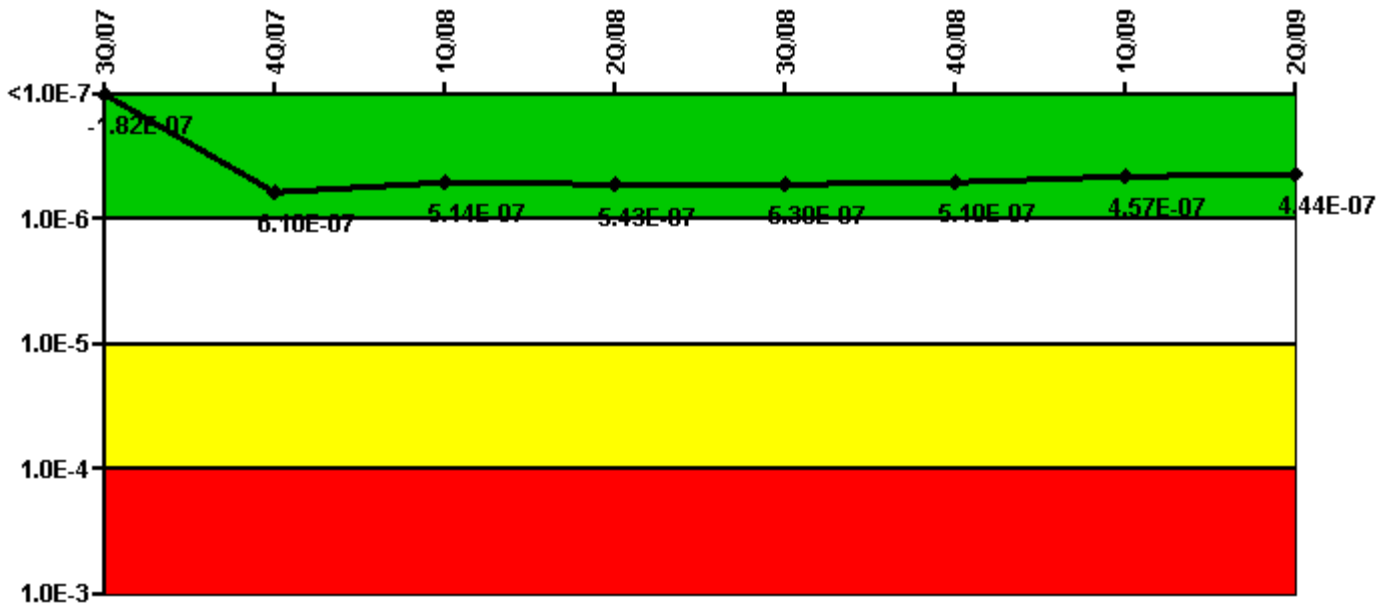
Thresholds: White > 1.00E-6 Yellow > 1.00E-5 Red > 1.00E-4

Notes

Mitigating Systems Performance Index, Heat Removal System	3Q/07	4Q/07	1Q/08	2Q/08	3Q/08	4Q/08	1Q/09	2Q/09
UAI (Δ CDF)	3.30E-07	3.00E-07	2.20E-07	3.30E-07	1.60E-07	1.30E-07	-8.00E-08	-9.10E-08
URI (Δ CDF)	-5.20E-07	-5.20E-07	-5.20E-07	-5.20E-07	-5.00E-07	-5.00E-07	-5.00E-07	-5.00E-07
PLE	NO	NO	NO	NO	NO	NO	NO	NO
Indicator value	-1.90E-07	-2.20E-07	-3.00E-07	-1.90E-07	-3.40E-07	-3.70E-07	-5.80E-07	-5.91E-07

Licensee Comments: none

Mitigating Systems Performance Index, Residual Heat Removal System



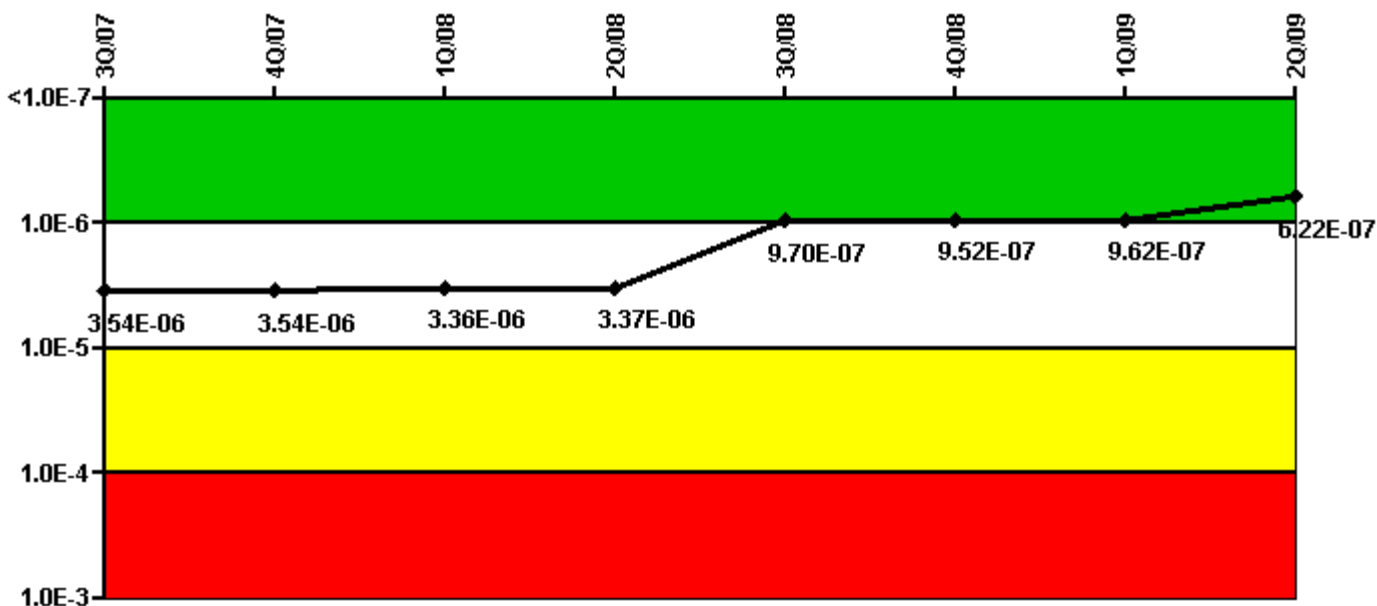
Thresholds: White > 1.00E-6 Yellow > 1.00E-5 Red > 1.00E-4

Notes

Mitigating Systems Performance Index, Residual Heat Removal System	3Q/07	4Q/07	1Q/08	2Q/08	3Q/08	4Q/08	1Q/09	2Q/09
UAI (Δ CDF)	2.80E-08	1.50E-07	5.40E-08	8.30E-08	1.20E-07	1.00E-07	4.70E-08	3.40E-08
URI (Δ CDF)	-2.10E-07	4.60E-07	4.60E-07	4.60E-07	4.10E-07	4.10E-07	4.10E-07	4.10E-07
PLE	NO	NO	NO	NO	NO	NO	NO	NO
Indicator value	-1.82E-07	6.10E-07	5.14E-07	5.43E-07	5.30E-07	5.10E-07	4.57E-07	4.44E-07

Licensee Comments: none

Mitigating Systems Performance Index, Cooling Water Systems




Thresholds: White > 1.00E-6 Yellow > 1.00E-5 Red > 1.00E-4

Notes

Mitigating Systems Performance Index, Cooling Water Systems	3Q/07	4Q/07	1Q/08	2Q/08	3Q/08	4Q/08	1Q/09	2Q/09
UAI (ΔCDF)	3.40E-07	3.40E-07	3.60E-07	3.70E-07	4.00E-08	2.20E-08	2.20E-08	2.20E-08
URI (ΔCDF)	3.20E-06	3.20E-06	3.00E-06	3.00E-06	9.30E-07	9.30E-07	9.40E-07	6.00E-07
PLE	NO	NO	NO	NO	NO	NO	NO	NO
Indicator value	3.54E-06	3.54E-06	3.36E-06	3.37E-06	9.70E-07	9.52E-07	9.62E-07	6.22E-07

Licensee Comments: none

Reactor Coolant System Activity



Thresholds: White > 50.0 Yellow > 100.0

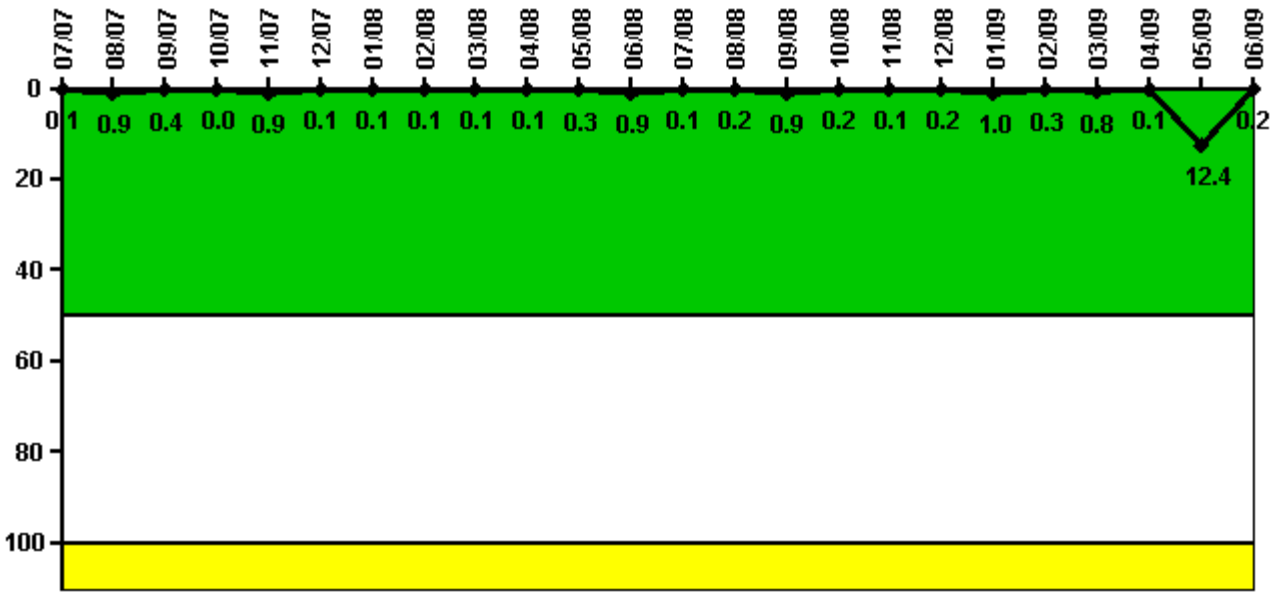
Notes

Reactor Coolant System Activity	7/07	8/07	9/07	10/07	11/07	12/07	1/08	2/08	3/08	4/08	5/08	6/08
Maximum activity	0.001607	0.001486	0.001480	N/A	0.000917	0.001003	0.001271	0.001684	0.001040	0.001166	0.001242	0.001619
Technical specification limit	0.5	0.5	0.5	0.5	0.5	0.5	0.5	0.5	0.5	0.5	0.5	0.5
Indicator value	0.3	0.3	0.3	N/A	0.2	0.2	0.3	0.3	0.2	0.2	0.2	0.3

Reactor Coolant System Activity	7/08	8/08	9/08	10/08	11/08	12/08	1/09	2/09	3/09	4/09	5/09	6/09
Maximum activity	0.001189	0.001180	0.001170	0.001280	0.001290	0.001530	0.000284	0.001570	0.001590	0.000366	0.000692	0.000856
Technical specification limit	0.5	0.5	0.5	0.5	0.5	0.5	0.5	0.5	0.5	0.5	0.5	0.5
Indicator value	0.2	0.2	0.2	0.3	0.3	0.3	0.1	0.3	0.3	0.1	0.1	0.2

Licensee Comments: none

Reactor Coolant System Leakage



Thresholds: White > 50.0 Yellow > 100.0

Notes

Reactor Coolant System Leakage	7/07	8/07	9/07	10/07	11/07	12/07	1/08	2/08	3/08	4/08	5/08	6/08
Maximum leakage	0.010	0.090	0.040	0	0.090	0.010	0.010	0.010	0.010	0.010	0.030	0.090
Technical specification limit	10.0	10.0	10.0	10.0	10.0	10.0	10.0	10.0	10.0	10.0	10.0	10.0
Indicator value	0.1	0.9	0.4	0	0.9	0.1	0.1	0.1	0.1	0.1	0.3	0.9

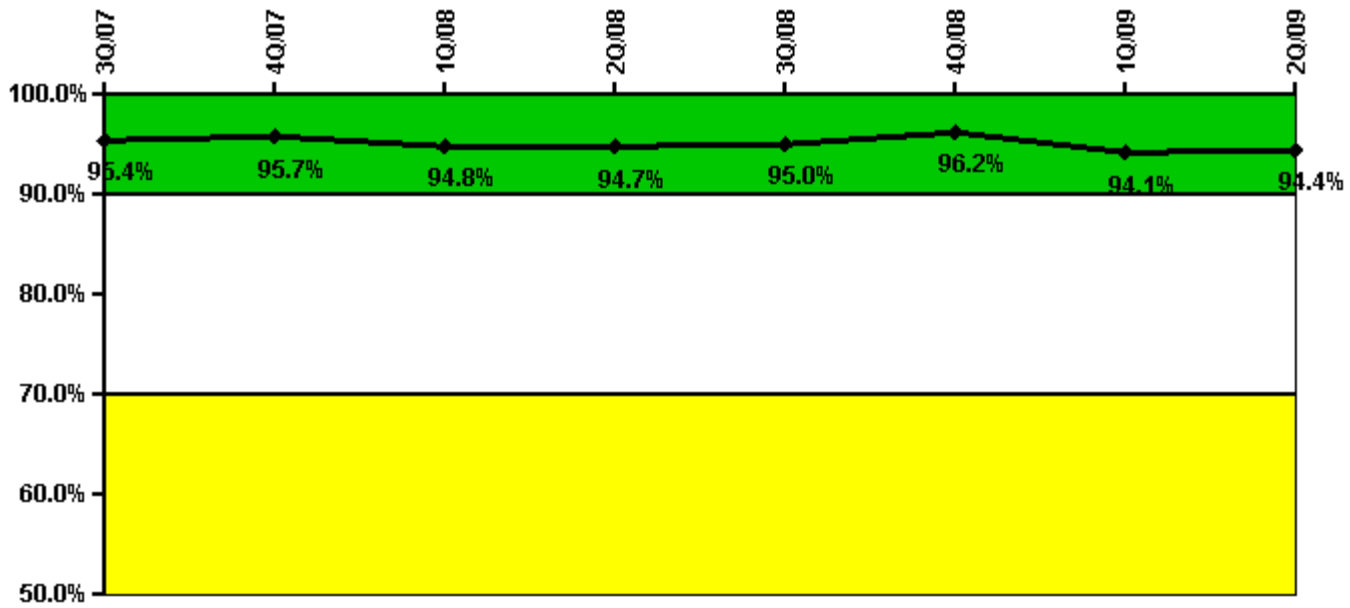
Reactor Coolant System Leakage	7/08	8/08	9/08	10/08	11/08	12/08	1/09	2/09	3/09	4/09	5/09	6/09
Maximum leakage	0.010	0.020	0.090	0.020	0.010	0.020	0.100	0.030	0.080	0.007	1.236	0.020
Technical specification limit	10.0	10.0	10.0	10.0	10.0	10.0	10.0	10.0	10.0	10.0	10.0	10.0
Indicator value	0.1	0.2	0.9	0.2	0.1	0.2	1.0	0.3	0.8	0.1	12.4	0.2

Licensee Comments:

9/08: RCSL value for July 2008 changed from 2.0 gpm to 0.01 gpm due to leakage being reported that should not have been reported per NEI 99-02. Indicator color is not affected.

6/08: RCSL value for June 2008 changed from 4.21 gpm to 0.09 gpm due to leakage being reported that should not have been reported per NEI 99-02. Indicator color is not affected.

Drill/Exercise Performance



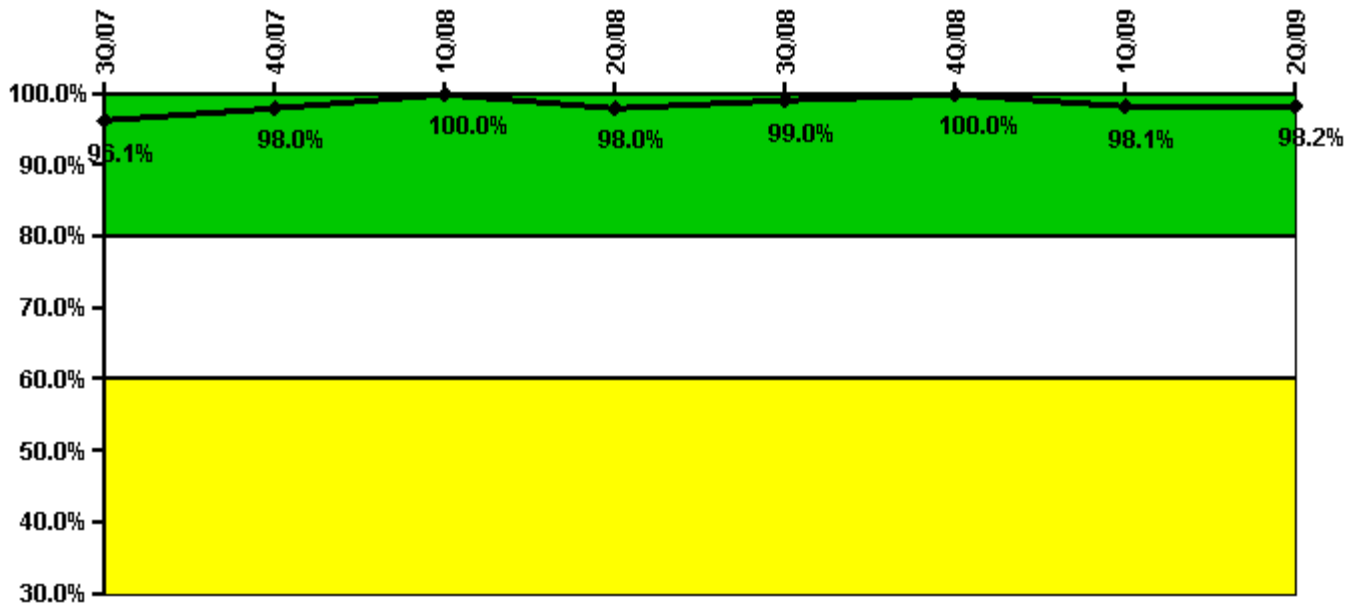
Thresholds: White < 90.0% Yellow < 70.0%

Notes

Drill/Exercise Performance	3Q/07	4Q/07	1Q/08	2Q/08	3Q/08	4Q/08	1Q/09	2Q/09
Successful opportunities	12.0	14.0	57.0	19.0	27.0	13.0	25.0	18.0
Total opportunities	12.0	14.0	62.0	20.0	28.0	13.0	29.0	18.0
Indicator value	95.4%	95.7%	94.8%	94.7%	95.0%	96.2%	94.1%	94.4%

Licensee Comments: none

ERO Drill Participation



Thresholds: White < 80.0% Yellow < 60.0%

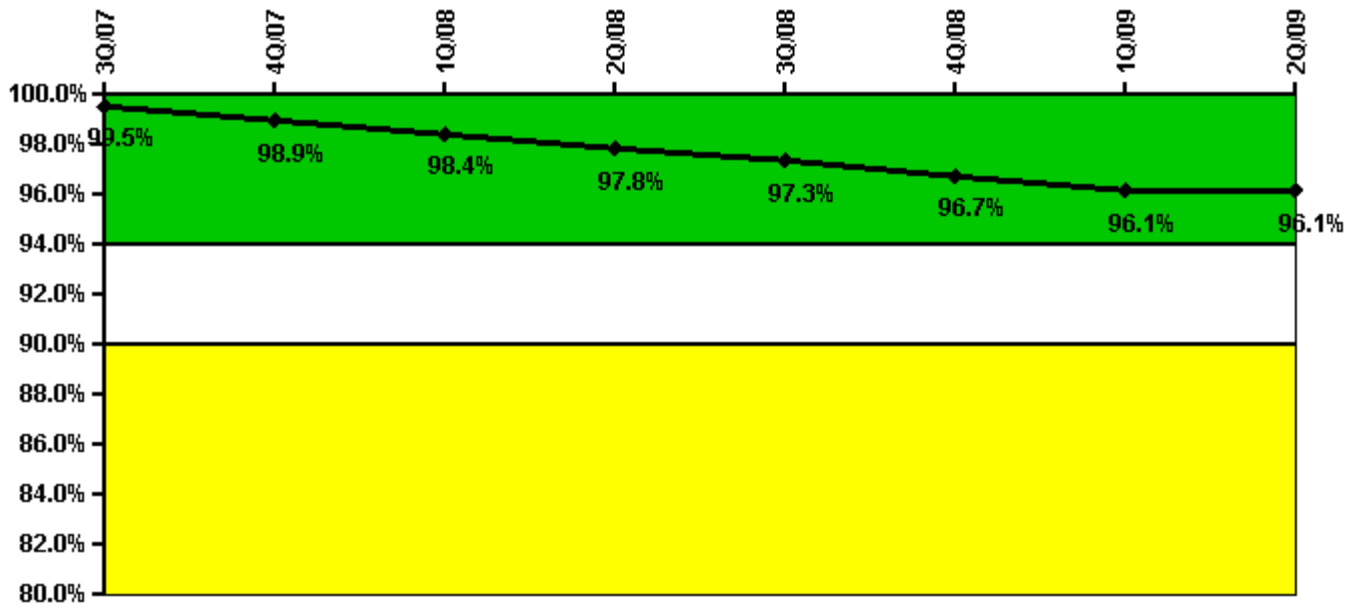
Notes

ERO Drill Participation	3Q/07	4Q/07	1Q/08	2Q/08	3Q/08	4Q/08	1Q/09	2Q/09
Participating Key personnel	99.0	100.0	103.0	99.0	98.0	107.0	105.0	110.0
Total Key personnel	103.0	102.0	103.0	101.0	99.0	107.0	107.0	112.0
Indicator value	96.1%	98.0%	100.0%	98.0%	99.0%	100.0%	98.1%	98.2%

Licensee Comments:

1Q/09: March 2009 ERO Drill Participation participating and total key personnel changed from 107 and 109, respectively, to 105 and 107, respectively. Indicator color is not affected.

Alert & Notification System



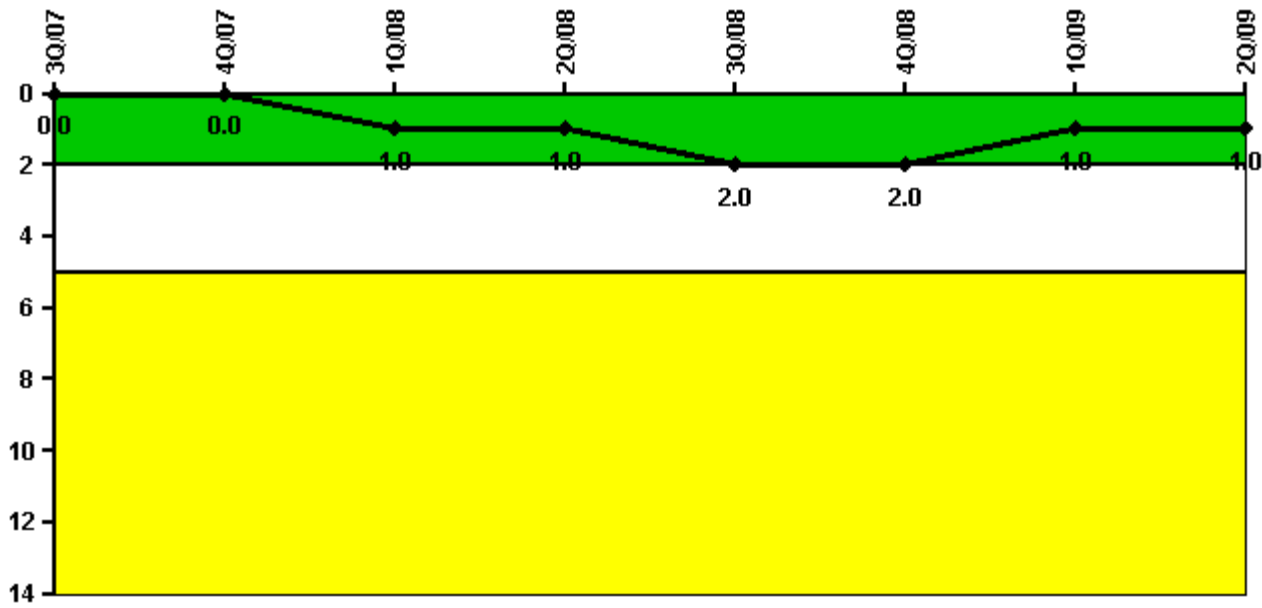
Thresholds: White < 94.0% Yellow < 90.0%

Notes

Alert & Notification System	3Q/07	4Q/07	1Q/08	2Q/08	3Q/08	4Q/08	1Q/09	2Q/09
Successful siren-tests	45	47	44	43	44	46	40	43
Total sirens-tests	45	48	45	45	45	48	42	45
Indicator value	99.5%	98.9%	98.4%	97.8%	97.3%	96.7%	96.1%	96.1%

Licensee Comments: none

Occupational Exposure Control Effectiveness



Thresholds: White > 2.0 Yellow > 5.0

Notes

Occupational Exposure Control Effectiveness	3Q/07	4Q/07	1Q/08	2Q/08	3Q/08	4Q/08	1Q/09	2Q/09
High radiation area occurrences	0	0	1	0	1	0	0	0
Very high radiation area occurrences	0	0	0	0	0	0	0	0
Unintended exposure occurrences	0	0	0	0	0	0	0	0
Indicator value	0	0	1	1	2	2	1	1

Licensee Comments: none

RETS/ODCM Radiological Effluent



Thresholds: White > 1.0 Yellow > 3.0

Notes

RETS/ODCM Radiological Effluent	3Q/07	4Q/07	1Q/08	2Q/08	3Q/08	4Q/08	1Q/09	2Q/09
RETS/ODCM occurrences	0	0	0	0	0	0	0	0
Indicator value	0	0	0	0	0	0	0	0

Licensee Comments: none

[Security](#) information not publicly available.