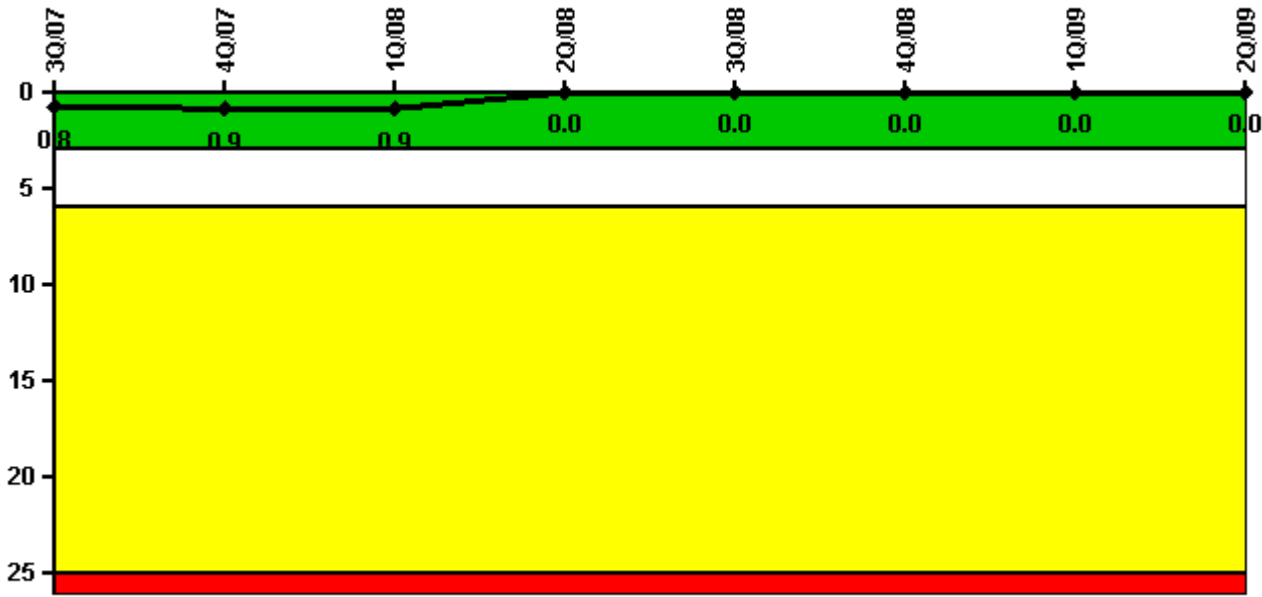


Dresden 2

2Q/2009 Performance Indicators

Licensee's General Comments: none

Unplanned Scrams per 7000 Critical Hrs



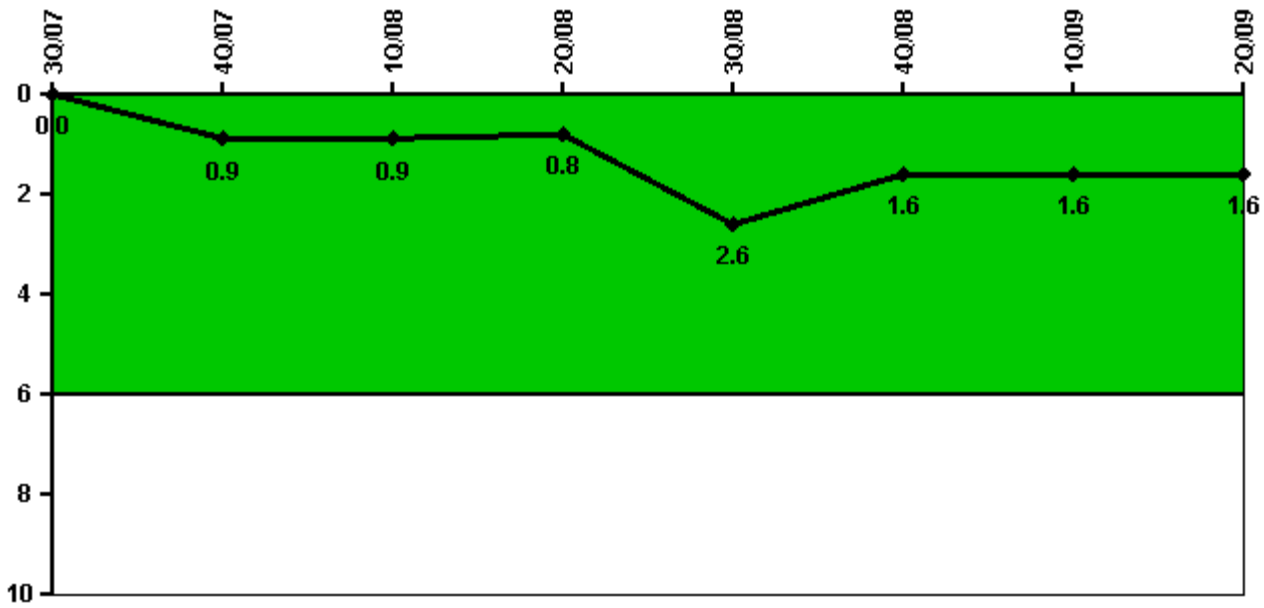
Thresholds: White > 3.0 Yellow > 6.0 Red > 25.0

Notes

Unplanned Scrams per 7000 Critical Hrs	3Q/07	4Q/07	1Q/08	2Q/08	3Q/08	4Q/08	1Q/09	2Q/09
Unplanned scrams	0	0	0	0	0	0	0	0
Critical hours	2208.0	1723.9	2183.0	2184.0	2087.4	2209.0	2159.0	2184.0
Indicator value	0.8	0.9	0.9	0	0	0	0	0

Licensee Comments: none

Unplanned Power Changes per 7000 Critical Hrs



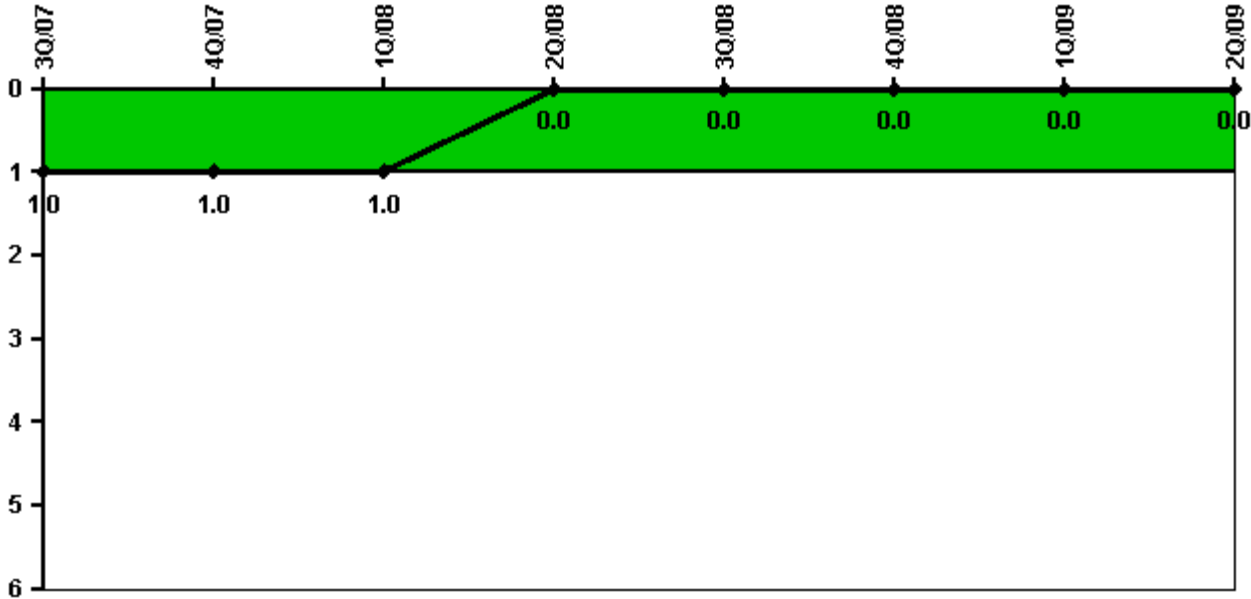
Thresholds: White > 6.0

Notes

Unplanned Power Changes per 7000 Critical Hrs	3Q/07	4Q/07	1Q/08	2Q/08	3Q/08	4Q/08	1Q/09	2Q/09
Unplanned power changes	0	1.0	0	0	2.0	0	0	0
Critical hours	2208.0	1723.9	2183.0	2184.0	2087.4	2209.0	2159.0	2184.0
Indicator value	0	0.9	0.9	0.8	2.6	1.6	1.6	1.6

Licensee Comments: none

Unplanned Scrams with Complications



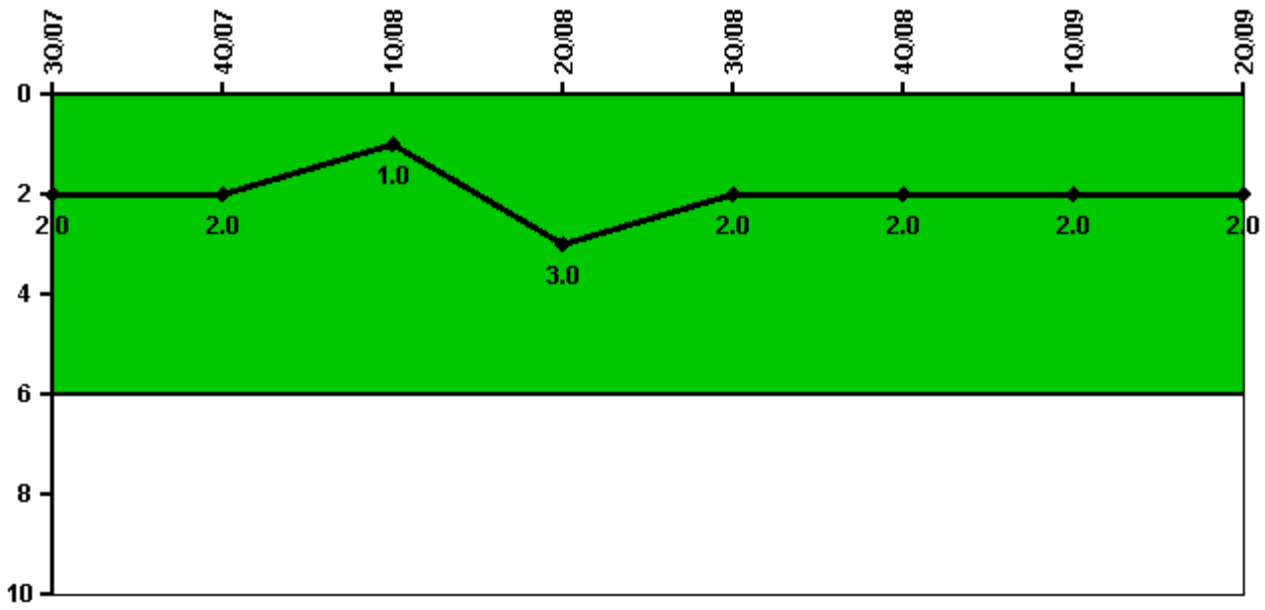
Thresholds: White > 1.0

Notes

Unplanned Scrams with Complications	3Q/07	4Q/07	1Q/08	2Q/08	3Q/08	4Q/08	1Q/09	2Q/09
Scrams with complications	0	0	0	0	0	0	0	0
Indicator value	1.0	1.0	1.0	0.0	0.0	0.0	0.0	0.0

Licensee Comments: none

Safety System Functional Failures (BWR)



Thresholds: White > 6.0

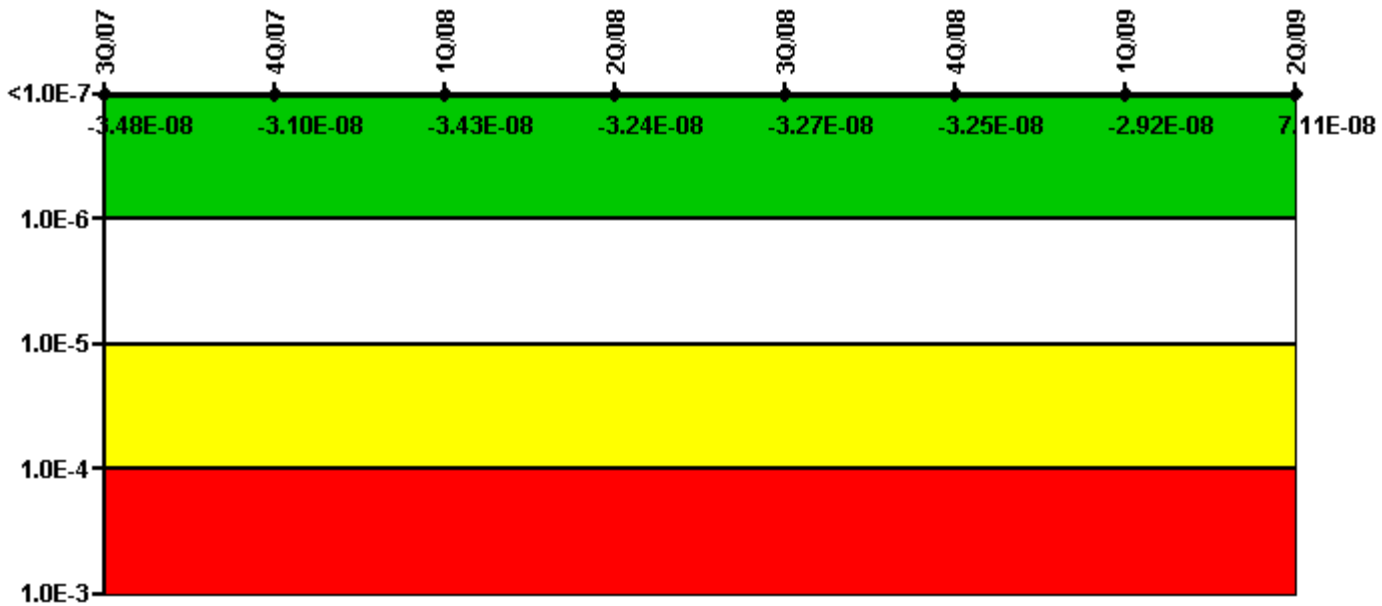
Notes

Safety System Functional Failures (BWR)	3Q/07	4Q/07	1Q/08	2Q/08	3Q/08	4Q/08	1Q/09	2Q/09
Safety System Functional Failures	1	0	0	2	0	0	0	2
Indicator value	2	2	1	3	2	2	2	2

Licensee Comments:

2Q/09: Ref: LER # 237/2009-001-00 and LER# 237/2009-002-00

Mitigating Systems Performance Index, Emergency AC Power System



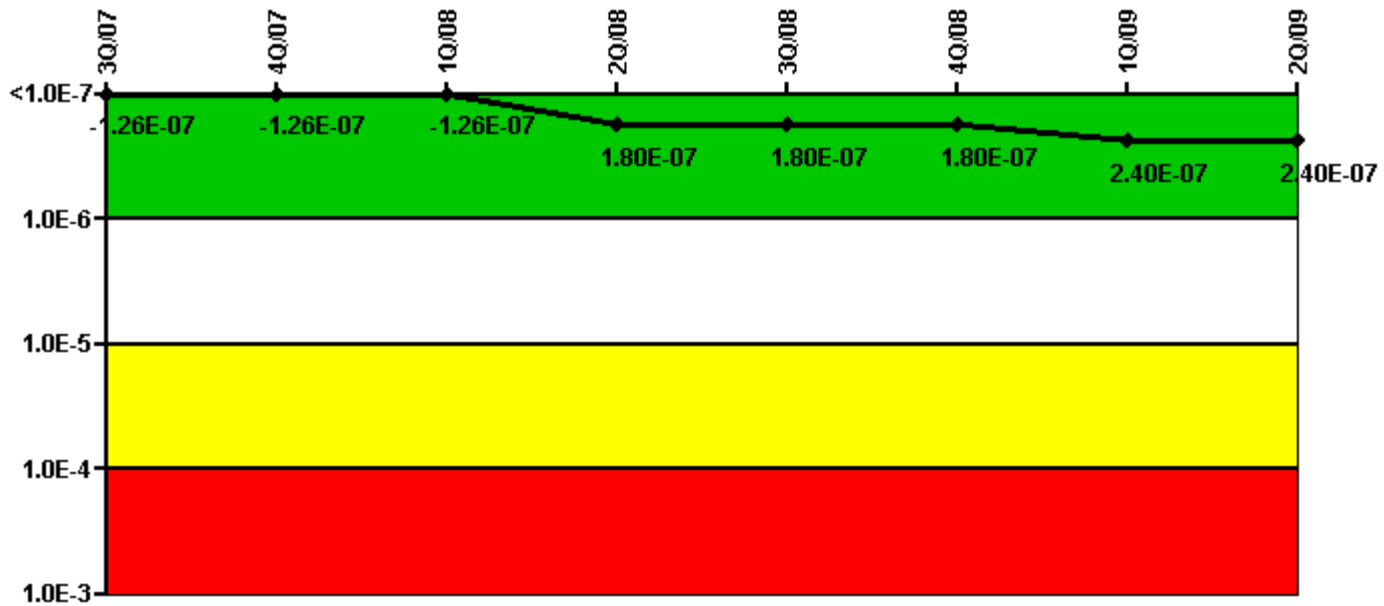
Thresholds: White > 1.00E-6 Yellow > 1.00E-5 Red > 1.00E-4

Notes

Mitigating Systems Performance Index, Emergency AC Power System	3Q/07	4Q/07	1Q/08	2Q/08	3Q/08	4Q/08	1Q/09	2Q/09
UAI (Δ CDF)	2.20E-09	6.00E-09	7.20E-10	5.90E-10	3.50E-10	5.20E-10	5.80E-09	8.10E-09
URI (Δ CDF)	-3.70E-08	-3.70E-08	-3.50E-08	-3.30E-08	-3.30E-08	-3.30E-08	-3.50E-08	6.30E-08
PLE	NO	NO	NO	NO	NO	NO	NO	NO
Indicator value	-3.48E-08	-3.10E-08	-3.43E-08	-3.24E-08	-3.27E-08	-3.25E-08	-2.92E-08	7.11E-08

Licensee Comments: none

Mitigating Systems Performance Index, High Pressure Injection System



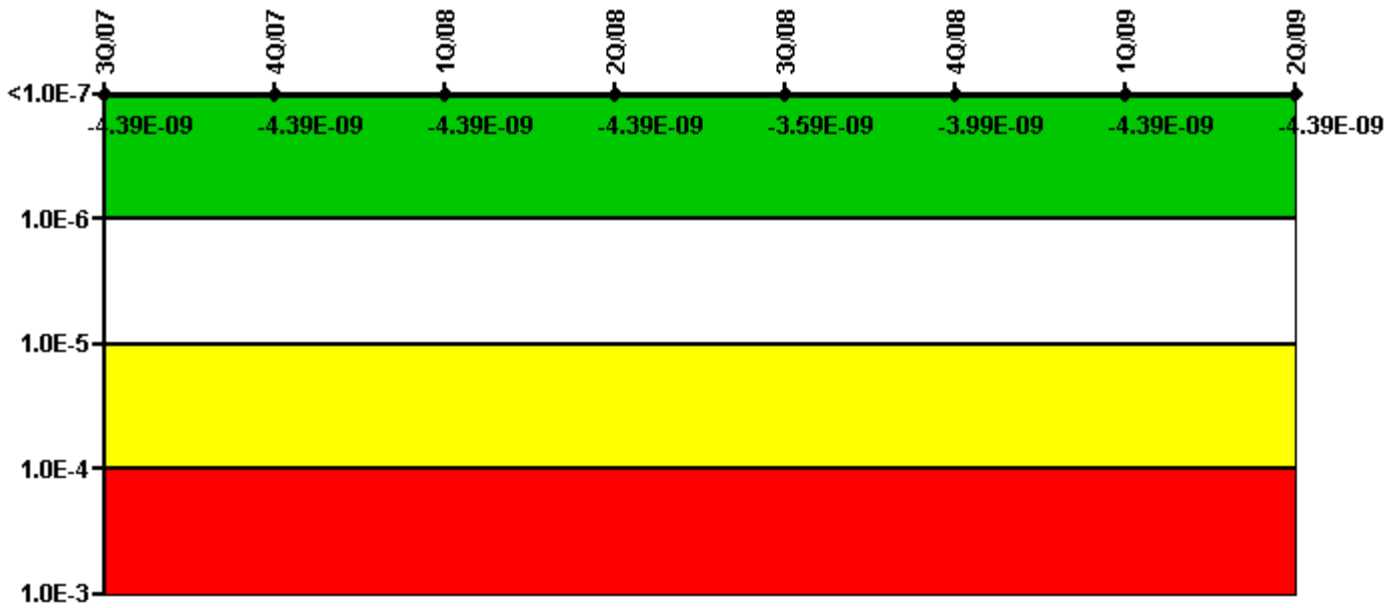
Thresholds: White > 1.00E-6 Yellow > 1.00E-5 Red > 1.00E-4

Notes

Mitigating Systems Performance Index, High Pressure Injection System	3Q/07	4Q/07	1Q/08	2Q/08	3Q/08	4Q/08	1Q/09	2Q/09
UAI (Δ CDF)	-5.20E-08	-5.20E-08	-5.20E-08	-4.00E-08	-4.00E-08	-4.00E-08	-4.00E-08	-4.00E-08
URI (Δ CDF)	-7.40E-08	-7.40E-08	-7.40E-08	2.20E-07	2.20E-07	2.20E-07	2.80E-07	2.80E-07
PLE	NO	NO	NO	NO	NO	NO	NO	NO
Indicator value	-1.26E-07	-1.26E-07	-1.26E-07	1.80E-07	1.80E-07	1.80E-07	2.40E-07	2.40E-07

Licensee Comments: none

Mitigating Systems Performance Index, Heat Removal System



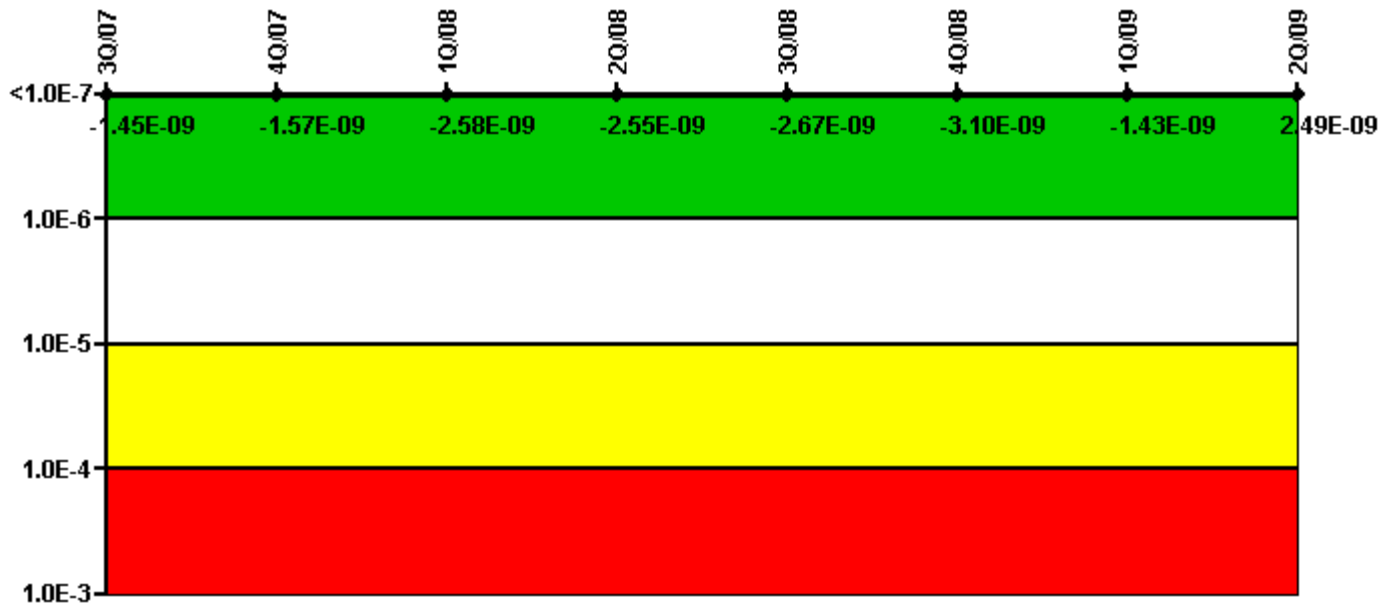
Thresholds: White > 1.00E-6 Yellow > 1.00E-5 Red > 1.00E-4

Notes

Mitigating Systems Performance Index, Heat Removal System	3Q/07	4Q/07	1Q/08	2Q/08	3Q/08	4Q/08	1Q/09	2Q/09
UAI (Δ CDF)	-4.30E-09	-4.30E-09	-4.30E-09	-4.30E-09	-3.50E-09	-3.90E-09	-4.30E-09	-4.30E-09
URI (Δ CDF)	-8.80E-11	-8.80E-11	-8.80E-11	-8.80E-11	-8.80E-11	-8.80E-11	-8.80E-11	-8.80E-11
PLE	NO	NO	NO	NO	NO	NO	NO	NO
Indicator value	-4.39E-09	-4.39E-09	-4.39E-09	-4.39E-09	-3.59E-09	-3.99E-09	-4.39E-09	-4.39E-09

Licensee Comments: none

Mitigating Systems Performance Index, Residual Heat Removal System



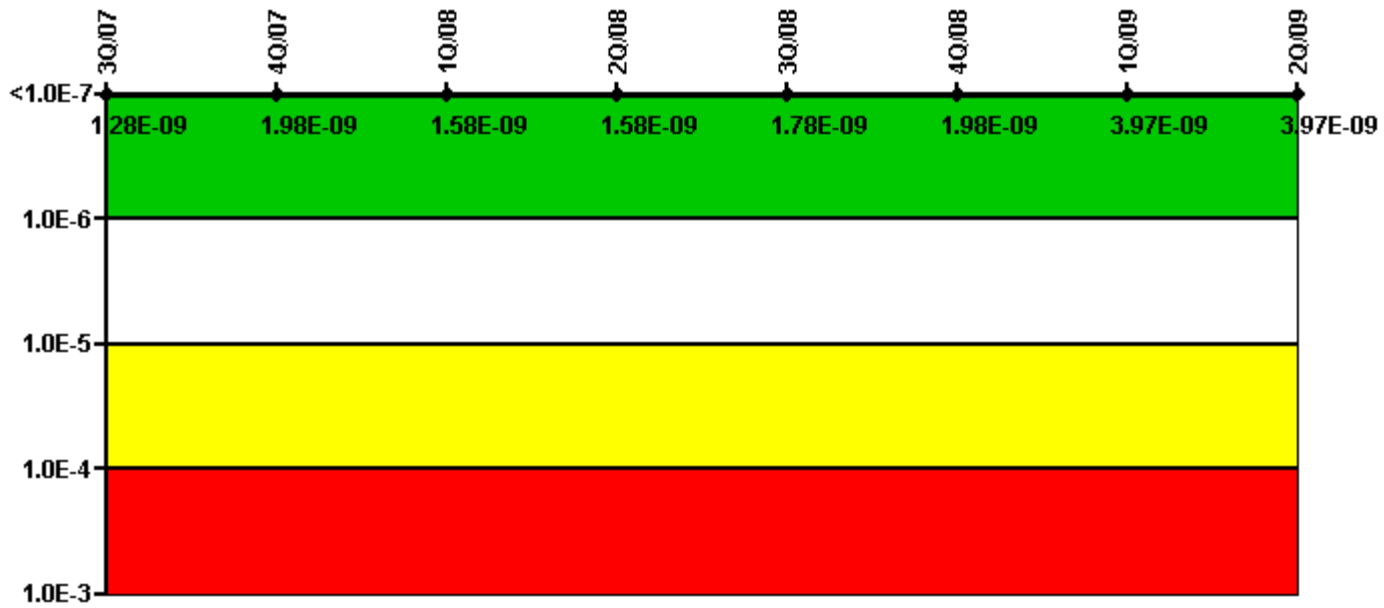
Thresholds: White > 1.00E-6 Yellow > 1.00E-5 Red > 1.00E-4

Notes

Mitigating Systems Performance Index, Residual Heat Removal System	3Q/07	4Q/07	1Q/08	2Q/08	3Q/08	4Q/08	1Q/09	2Q/09
UAI (Δ CDF)	2.50E-10	1.30E-10	-8.80E-10	-7.50E-10	-7.70E-10	-1.20E-09	5.70E-10	8.90E-10
URI (Δ CDF)	-1.70E-09	-1.70E-09	-1.70E-09	-1.80E-09	-1.90E-09	-1.90E-09	-2.00E-09	1.60E-09
PLE	NO	NO	NO	NO	NO	NO	NO	NO
Indicator value	-1.45E-09	-1.57E-09	-2.58E-09	-2.55E-09	-2.67E-09	-3.10E-09	-1.43E-09	2.49E-09

Licensee Comments: none

Mitigating Systems Performance Index, Cooling Water Systems



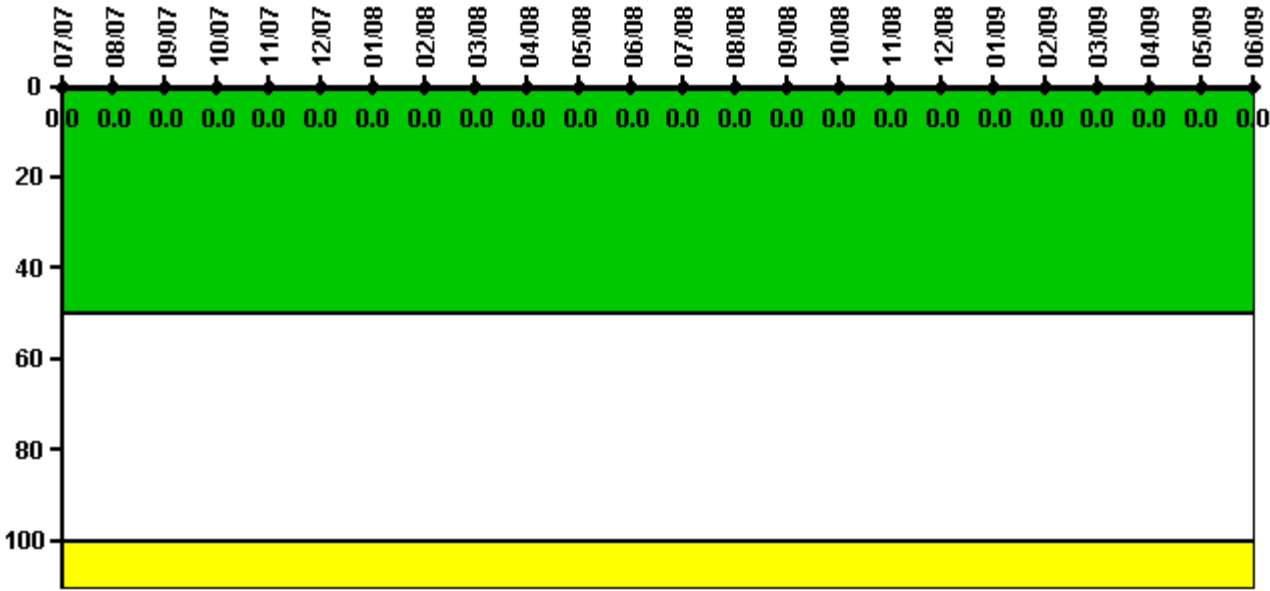
Thresholds: White > 1.00E-6 Yellow > 1.00E-5 Red > 1.00E-4

Notes

Mitigating Systems Performance Index, Cooling Water Systems	3Q/07	4Q/07	1Q/08	2Q/08	3Q/08	4Q/08	1Q/09	2Q/09
UAI (Δ CDF)	1.30E-09	2.00E-09	1.60E-09	1.60E-09	1.80E-09	2.00E-09	4.00E-09	4.00E-09
URI (Δ CDF)	-2.30E-11	-2.20E-11	-2.20E-11	-2.40E-11	-2.50E-11	-2.50E-11	-2.60E-11	-2.70E-11
PLE	NO	NO	NO	NO	NO	NO	NO	NO
Indicator value	1.28E-09	1.98E-09	1.58E-09	1.58E-09	1.78E-09	1.98E-09	3.97E-09	3.97E-09

Licensee Comments: none

Reactor Coolant System Activity



Thresholds: White > 50.0 Yellow > 100.0


Notes

Reactor Coolant System Activity	7/07	8/07	9/07	10/07	11/07	12/07	1/08	2/08	3/08	4/08	5/08	6/08
Maximum activity	0.000004	0.000003	0.000005	0.000005	0.000008	0.000006	0.000006	0.000025	0.000003	0.000003	0.000003	0.000002
Technical specification limit	0.2	0.2	0.2	0.2	0.2	0.2	0.2	0.2	0.2	0.2	0.2	0.2
Indicator value	0	0	0	0	0	0	0	0	0	0	0	0

Reactor Coolant System Activity	7/08	8/08	9/08	10/08	11/08	12/08	1/09	2/09	3/09	4/09	5/09	6/09
Maximum activity	0.000002	0.000003	0.000002	0.000003	0.000003	0.000003	0.000002	0.000002	0.000003	0.000003	0.000003	0.000003
Technical specification limit	0.2	0.2	0.2	0.2	0.2	0.2	0.2	0.2	0.2	0.2	0.2	0.2
Indicator value	0	0	0	0	0	0	0	0	0	0	0	0

Licensee Comments: none

Reactor Coolant System Leakage



Thresholds: White > 50.0 Yellow > 100.0

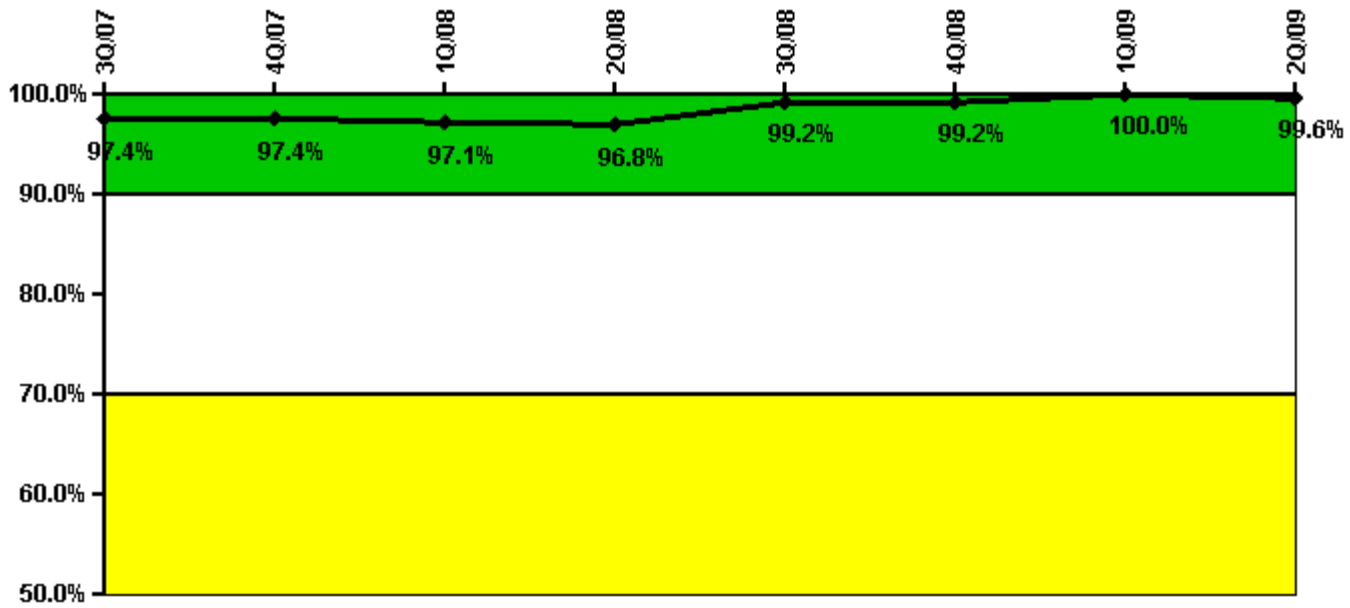
Notes

Reactor Coolant System Leakage	7/07	8/07	9/07	10/07	11/07	12/07	1/08	2/08	3/08	4/08	5/08	6/08
Maximum leakage	1.805	1.785	1.773	1.785	1.983	2.042	1.967	1.983	1.995	1.995	2.030	2.080
Technical specification limit	25.0	25.0	25.0	25.0	25.0	25.0	25.0	25.0	25.0	25.0	25.0	25.0
Indicator value	7.2	7.1	7.1	7.1	7.9	8.2	7.9	7.9	8.0	8.0	8.1	8.3

Reactor Coolant System Leakage	7/08	8/08	9/08	10/08	11/08	12/08	1/09	2/09	3/09	4/09	5/09	6/09
Maximum leakage	2.105	2.083	2.115	2.045	1.928	1.973	1.942	1.950	1.980	1.975	1.992	2.015
Technical specification limit	25.0	25.0	25.0	25.0	25.0	25.0	25.0	25.0	25.0	25.0	25.0	25.0
Indicator value	8.4	8.3	8.5	8.2	7.7	7.9	7.8	7.8	7.9	7.9	8.0	8.1

Licensee Comments: none

Drill/Exercise Performance



Thresholds: White < 90.0% Yellow < 70.0%

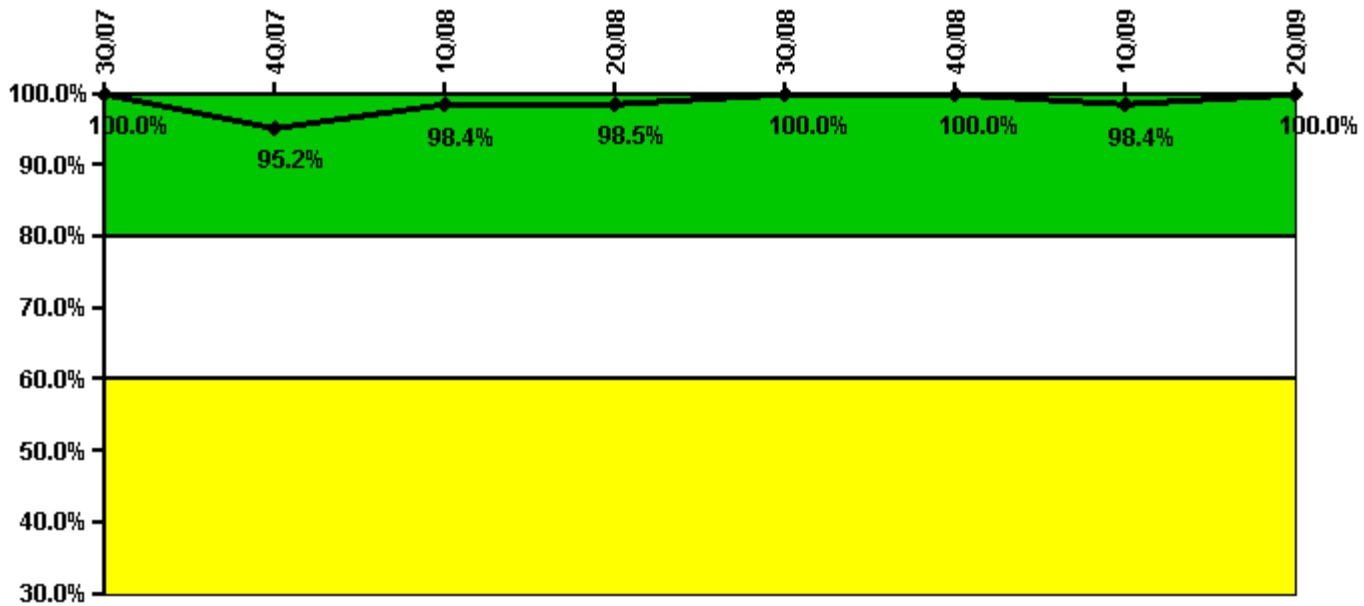
Notes

Drill/Exercise Performance	3Q/07	4Q/07	1Q/08	2Q/08	3Q/08	4Q/08	1Q/09	2Q/09
Successful opportunities	40.0	2.0	24.0	16.0	40.0	24.0	46.0	35.0
Total opportunities	40.0	2.0	24.0	16.0	40.0	24.0	46.0	36.0
Indicator value	97.4%	97.4%	97.1%	96.8%	99.2%	99.2%	100.0%	99.6%

Licensee Comments:

1Q/09: Indicator values for March 2009 updated from 12/12 to 14/14. No change in indicator color.

ERO Drill Participation



Thresholds: White < 80.0% Yellow < 60.0%

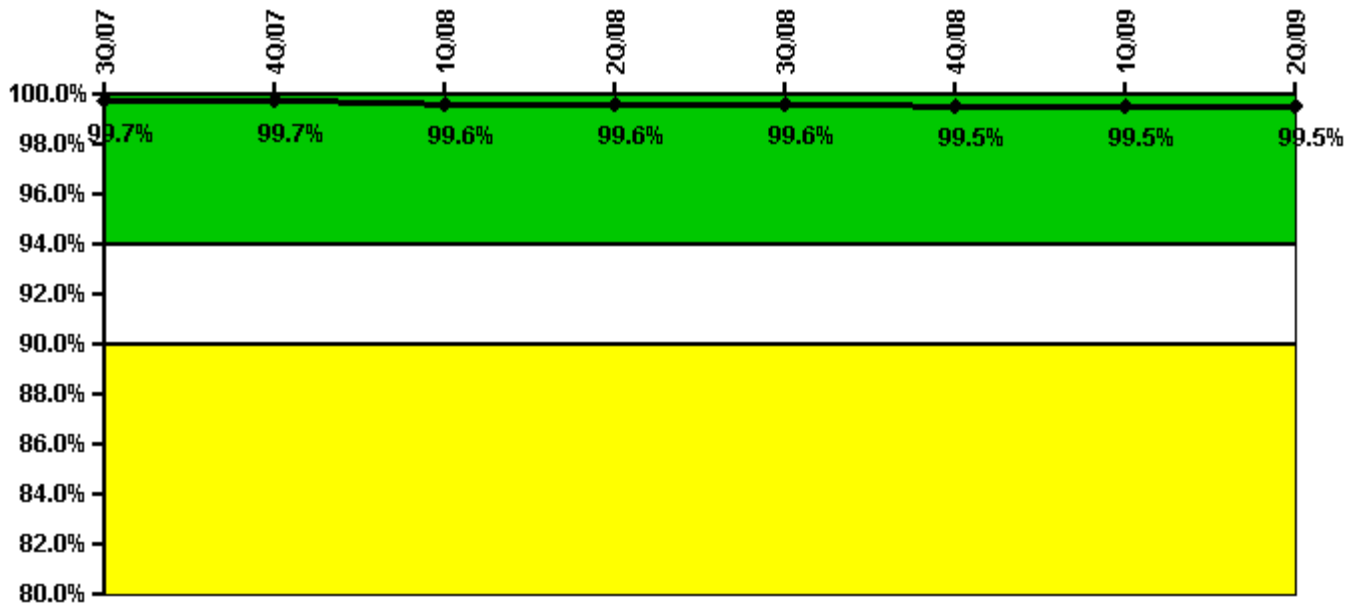
Notes

ERO Drill Participation	3Q/07	4Q/07	1Q/08	2Q/08	3Q/08	4Q/08	1Q/09	2Q/09
Participating Key personnel	63.0	60.0	63.0	67.0	64.0	64.0	63.0	65.0
Total Key personnel	63.0	63.0	64.0	68.0	64.0	64.0	64.0	65.0
Indicator value	100.0%	95.2%	98.4%	98.5%	100.0%	100.0%	98.4%	100.0%

Licensee Comments:

1Q/08: For March 2008, Total Key personnel changed from 63 to 64 and Participating Key personnel changed from 62 to 63. No change in indicator color.

Alert & Notification System



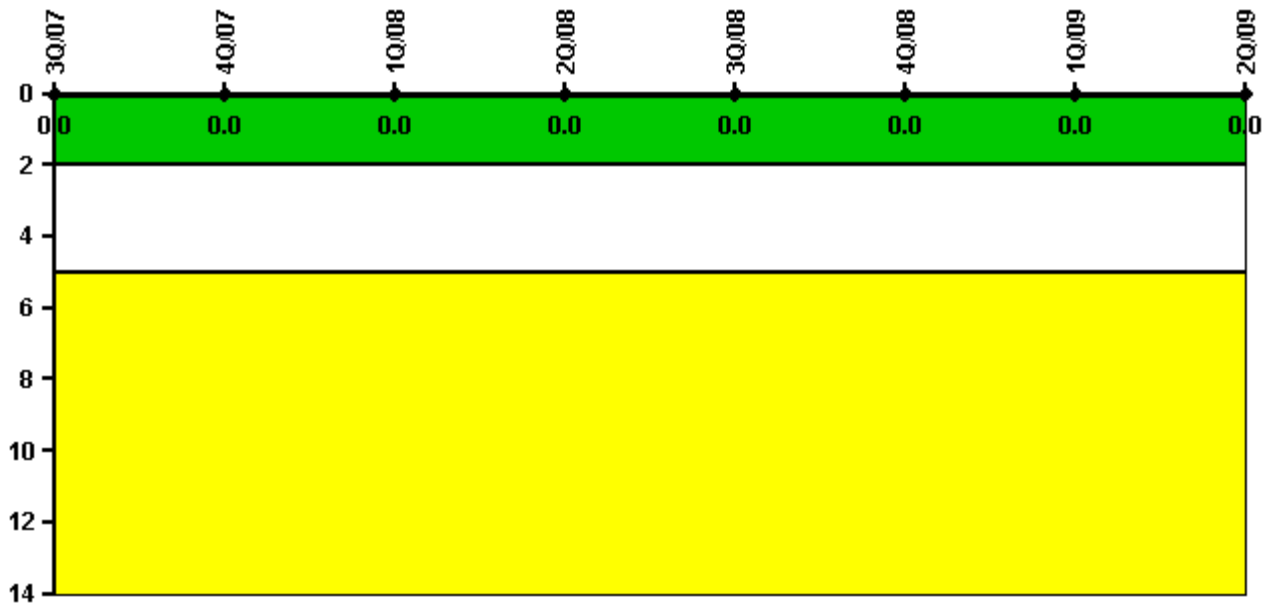
Thresholds: White < 94.0% Yellow < 90.0%

Notes

Alert & Notification System	3Q/07	4Q/07	1Q/08	2Q/08	3Q/08	4Q/08	1Q/09	2Q/09
Successful siren-tests	4961	4982	4970	4972	5037	4963	4900	4978
Total sirens-tests	4992	4992	4992	4992	5070	4992	4914	4992
Indicator value	99.7%	99.7%	99.6%	99.6%	99.6%	99.5%	99.5%	99.5%

Licensee Comments: none

Occupational Exposure Control Effectiveness



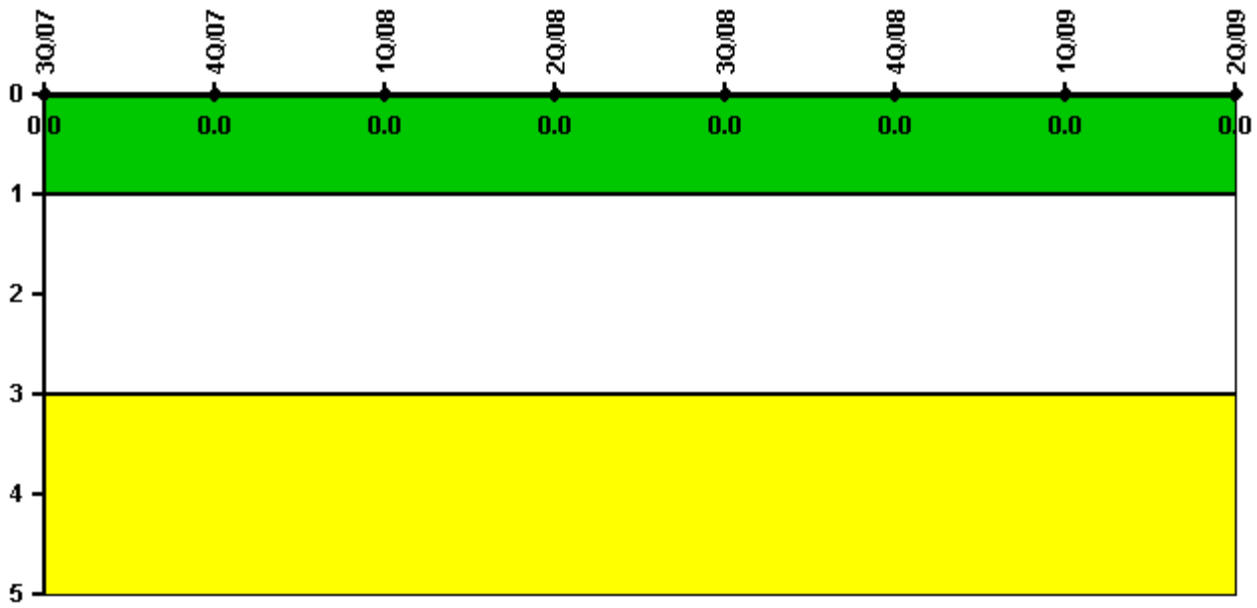
Thresholds: White > 2.0 Yellow > 5.0

Notes

Occupational Exposure Control Effectiveness	3Q/07	4Q/07	1Q/08	2Q/08	3Q/08	4Q/08	1Q/09	2Q/09
High radiation area occurrences	0	0	0	0	0	0	0	0
Very high radiation area occurrences	0	0	0	0	0	0	0	0
Unintended exposure occurrences	0	0	0	0	0	0	0	0
Indicator value	0	0	0	0	0	0	0	0

Licensee Comments: none

RETS/ODCM Radiological Effluent



Thresholds: White > 1.0 Yellow > 3.0

Notes

RETS/ODCM Radiological Effluent	3Q/07	4Q/07	1Q/08	2Q/08	3Q/08	4Q/08	1Q/09	2Q/09
RETS/ODCM occurrences	0	0	0	0	0	0	0	0
Indicator value	0	0	0	0	0	0	0	0

Licensee Comments: none

[Security](#) information not publicly available.