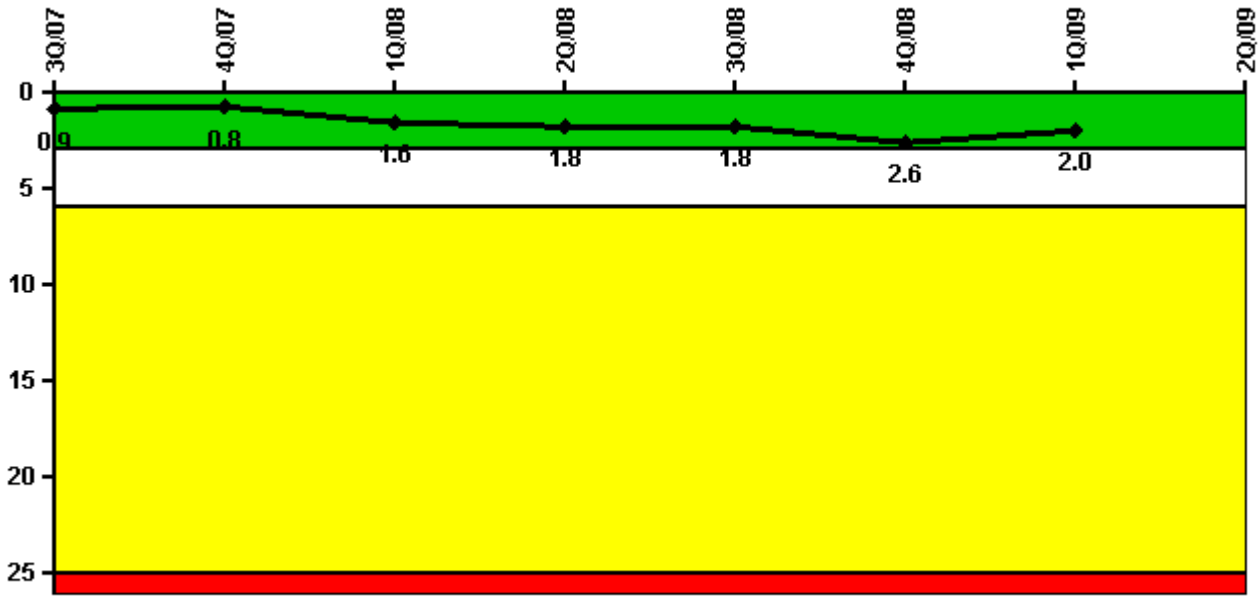


D.C. Cook 1

2Q/2009 Performance Indicators

Licensee's General Comments: none

Unplanned Scrams per 7000 Critical Hrs



Thresholds: White > 3.0 Yellow > 6.0 Red > 25.0

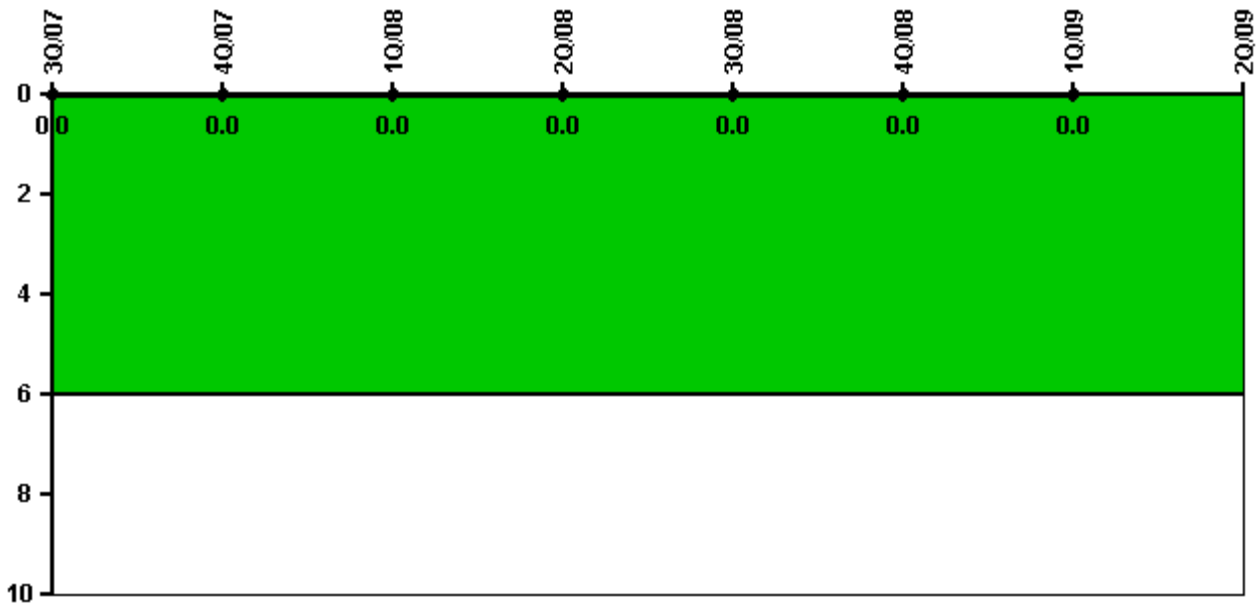
Notes

Unplanned Scrams per 7000 Critical Hrs	3Q/07	4Q/07	1Q/08	2Q/08	3Q/08	4Q/08	1Q/09	2Q/09
Unplanned scrams	1.0	0	1.0	0	1.0	0	0	0
Critical hours	2183.0	2209.0	2006.3	1497.5	1964.1	0	0	0
Indicator value	0.9	0.8	1.6	1.8	1.8	2.6	2.0	N/A

Licensee Comments:

2Q/09: Less than 2400 critical hours in previous 4 quarters due to extended forced outage.

Unplanned Power Changes per 7000 Critical Hrs



Thresholds: White > 6.0

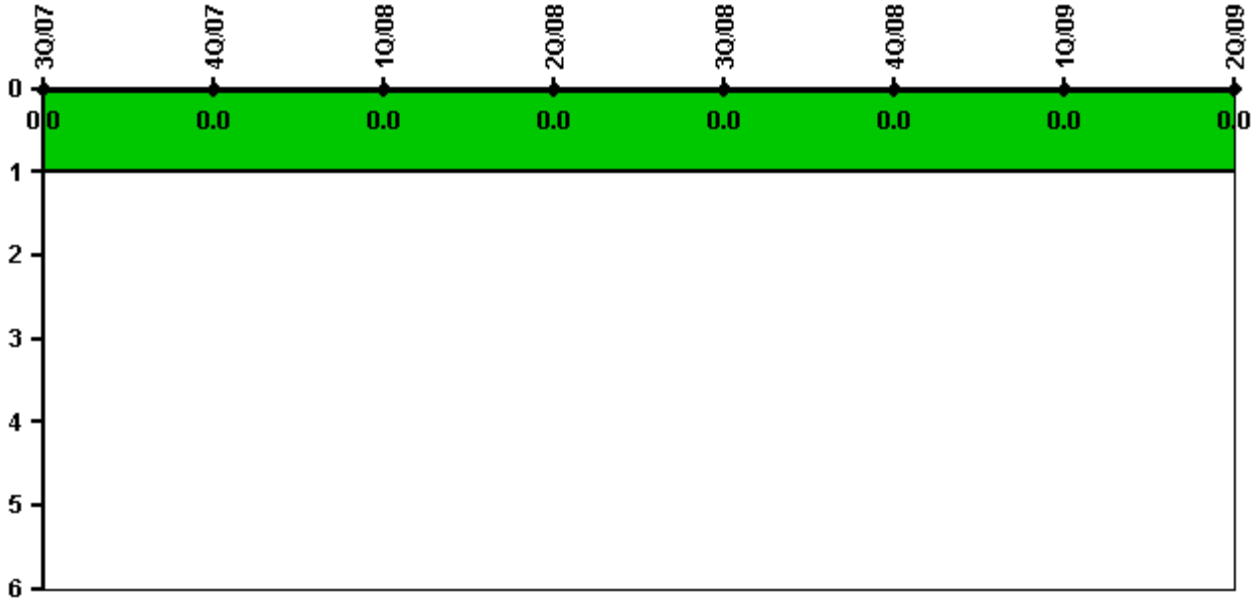
Notes

Unplanned Power Changes per 7000 Critical Hrs	3Q/07	4Q/07	1Q/08	2Q/08	3Q/08	4Q/08	1Q/09	2Q/09
Unplanned power changes	0	0	0	0	0	0	0	0
Critical hours	2183.0	2209.0	2006.3	1497.5	1964.1	0	0	0
Indicator value	0	0	0	0	0	0	0	N/A

Licensee Comments:

2Q/09: Less than 2400 critical hours in previous 4 quarters due to extended forced outage.

Unplanned Scrams with Complications



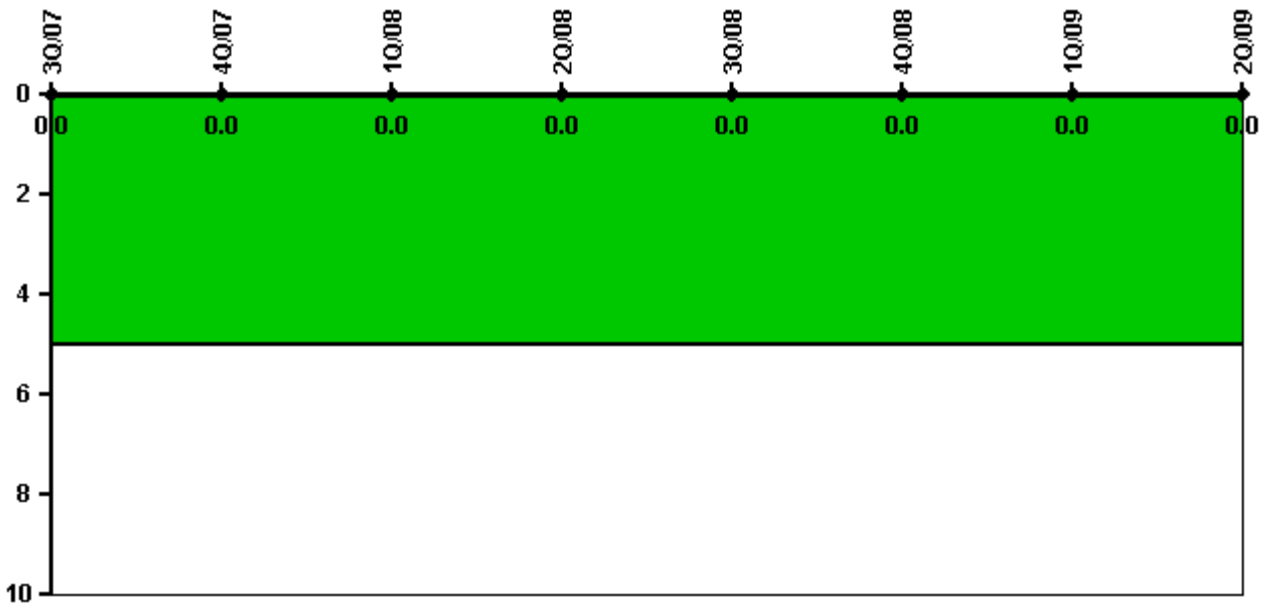
Thresholds: White > 1.0

Notes

Unplanned Scrams with Complications	3Q/07	4Q/07	1Q/08	2Q/08	3Q/08	4Q/08	1Q/09	2Q/09
Scrams with complications	0	0	0	0	0	0	0	0
Indicator value	0.0	0.0	0.0	0.0	0.0	0.0	0.0	0.0

Licensee Comments: none

Safety System Functional Failures (PWR)



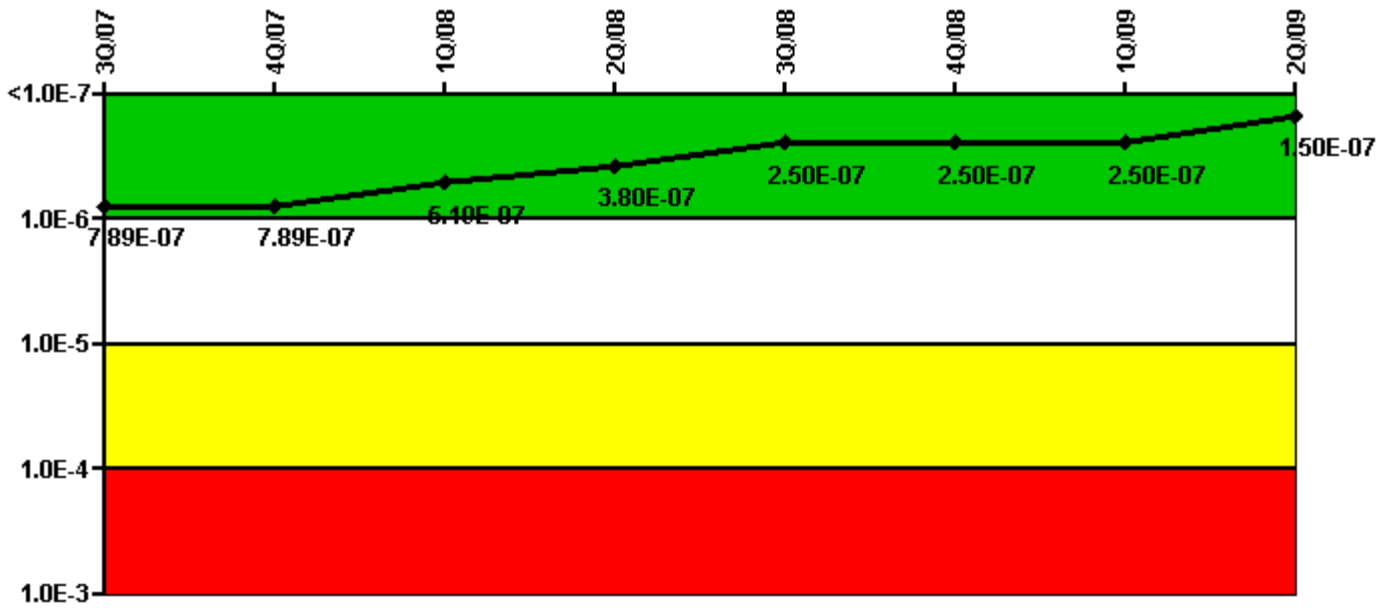
Thresholds: White > 5.0

Notes

Safety System Functional Failures (PWR)	3Q/07	4Q/07	1Q/08	2Q/08	3Q/08	4Q/08	1Q/09	2Q/09
Safety System Functional Failures	0	0	0	0	0	0	0	0
Indicator value	0	0	0	0	0	0	0	0

Licensee Comments: none

Mitigating Systems Performance Index, Emergency AC Power System



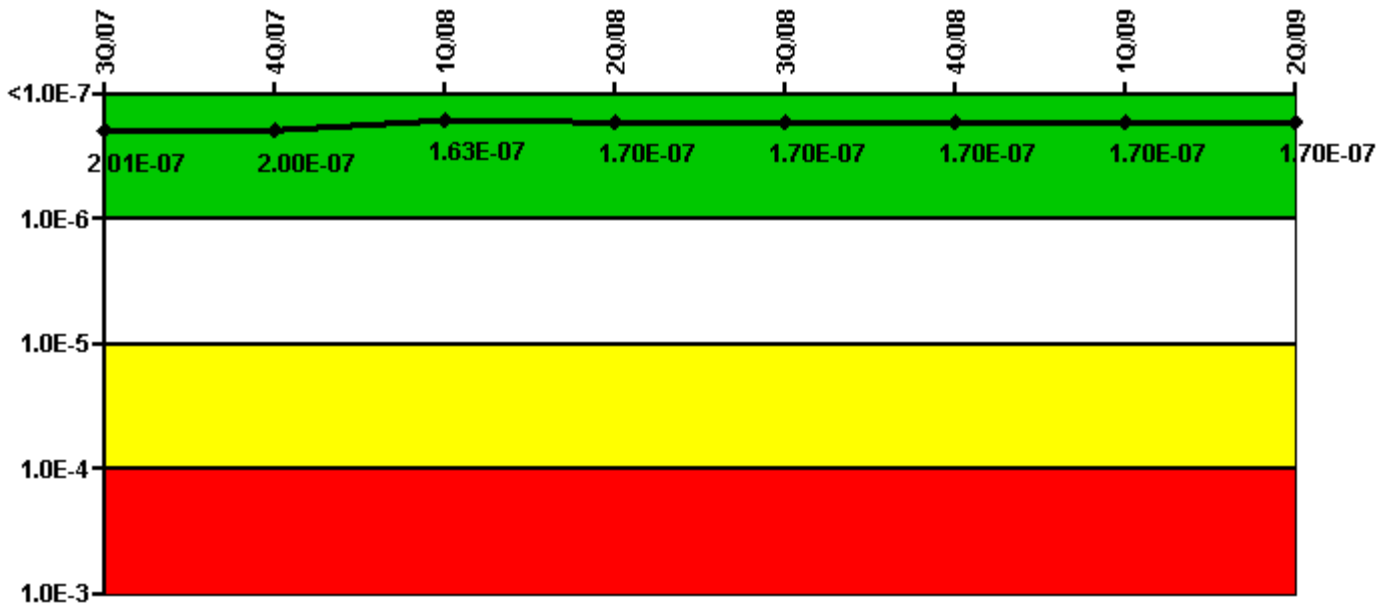
Thresholds: White > 1.00E-6 Yellow > 1.00E-5 Red > 1.00E-4

Notes

Mitigating Systems Performance Index, Emergency AC Power System	3Q/07	4Q/07	1Q/08	2Q/08	3Q/08	4Q/08	1Q/09	2Q/09
UAI (Δ CDF)	8.60E-09	8.60E-09	8.70E-09	9.00E-11	-3.70E-10	-3.50E-10	-3.20E-10	-3.70E-10
URI (Δ CDF)	7.80E-07	7.80E-07	5.10E-07	3.80E-07	2.50E-07	2.50E-07	2.50E-07	1.50E-07
PLE	NO	NO	NO	NO	NO	NO	NO	NO
Indicator value	7.89E-07	7.89E-07	5.19E-07	3.80E-07	2.50E-07	2.50E-07	2.50E-07	1.50E-07

Licensee Comments: none

Mitigating Systems Performance Index, High Pressure Injection System



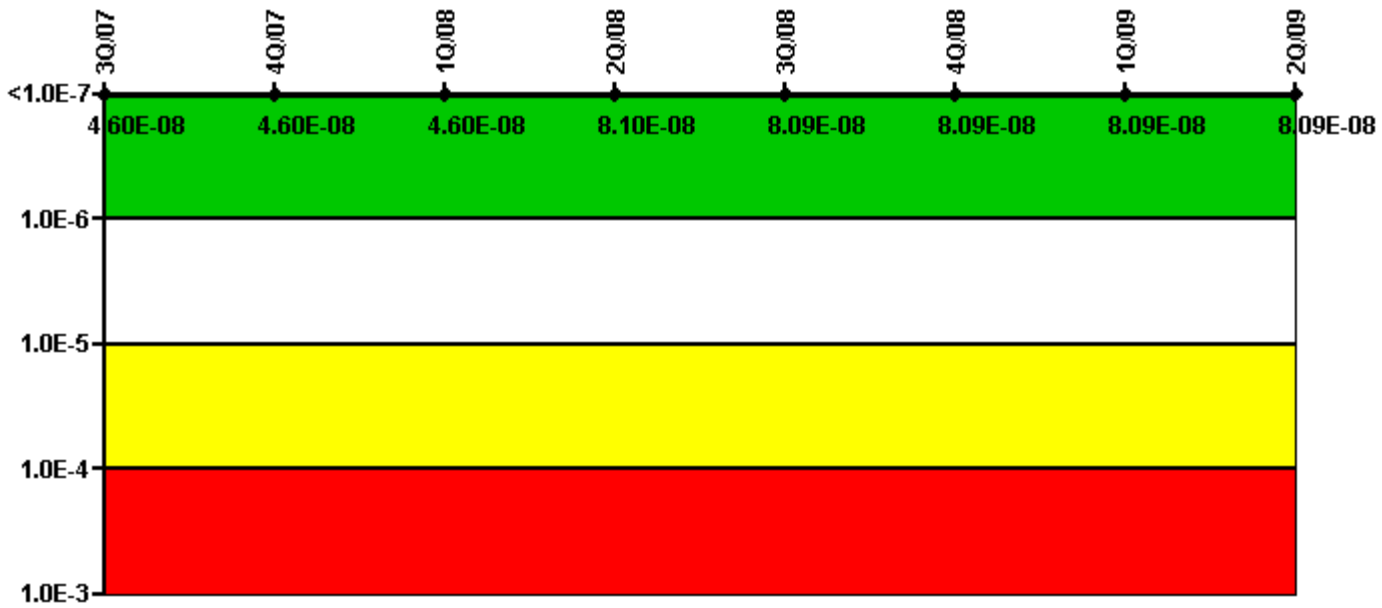
Thresholds: White > 1.00E-6 Yellow > 1.00E-5 Red > 1.00E-4

Notes

Mitigating Systems Performance Index, High Pressure Injection System	3Q/07	4Q/07	1Q/08	2Q/08	3Q/08	4Q/08	1Q/09	2Q/09
UAI (Δ CDF)	1.10E-08	9.80E-09	-1.70E-08	-3.30E-11	-3.30E-11	-3.20E-11	-3.10E-11	-2.90E-11
URI (Δ CDF)	1.90E-07	1.90E-07	1.80E-07	1.70E-07	1.70E-07	1.70E-07	1.70E-07	1.70E-07
PLE	NO	NO	NO	NO	NO	NO	NO	NO
Indicator value	2.01E-07	2.00E-07	1.63E-07	1.70E-07	1.70E-07	1.70E-07	1.70E-07	1.70E-07

Licensee Comments: none

Mitigating Systems Performance Index, Heat Removal System



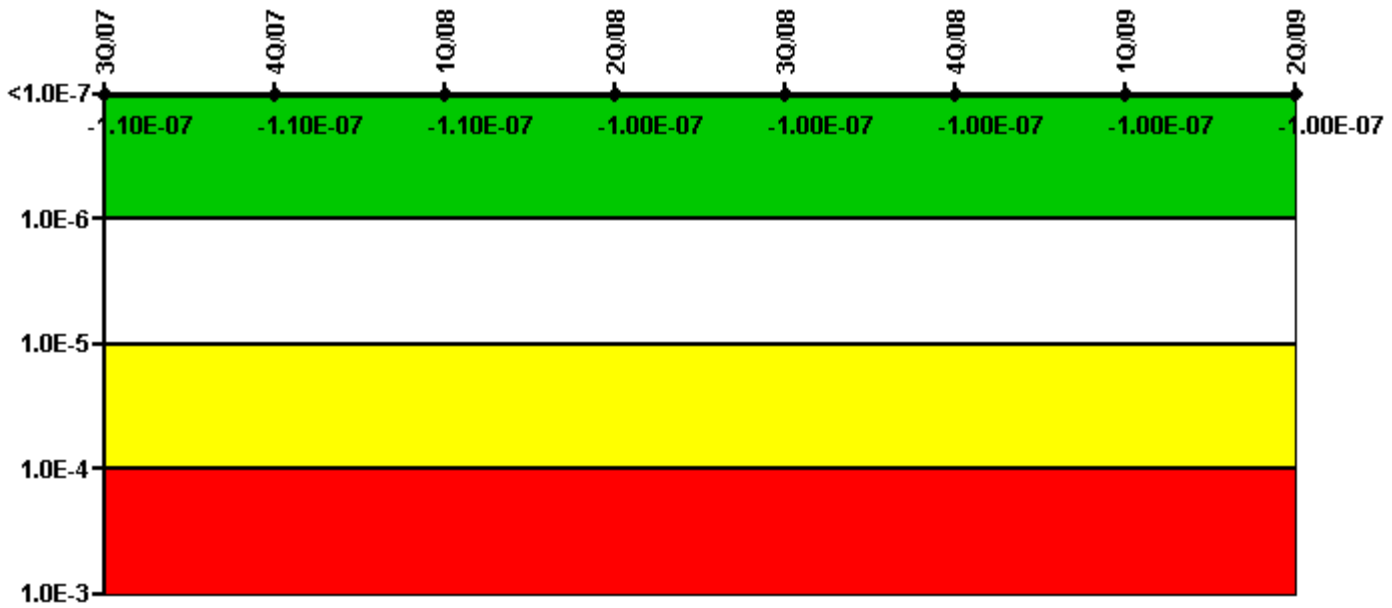
Thresholds: White > 1.00E-6 Yellow > 1.00E-5 Red > 1.00E-4

Notes

Mitigating Systems Performance Index, Heat Removal System	3Q/07	4Q/07	1Q/08	2Q/08	3Q/08	4Q/08	1Q/09	2Q/09
UAI (Δ CDF)	-1.20E-08	-1.20E-08	-1.20E-08	-3.70E-11	-5.60E-11	-6.00E-11	-5.80E-11	-5.60E-11
URI (Δ CDF)	5.80E-08	5.80E-08	5.80E-08	8.10E-08	8.10E-08	8.10E-08	8.10E-08	8.10E-08
PLE	NO	NO	NO	NO	NO	NO	NO	NO
Indicator value	4.60E-08	4.60E-08	4.60E-08	8.10E-08	8.09E-08	8.09E-08	8.09E-08	8.09E-08

Licensee Comments: none

Mitigating Systems Performance Index, Residual Heat Removal System



Thresholds: White > 1.00E-6 Yellow > 1.00E-5 Red > 1.00E-4

Notes

Mitigating Systems Performance Index, Residual Heat Removal System	3Q/07	4Q/07	1Q/08	2Q/08	3Q/08	4Q/08	1Q/09	2Q/09
UAI (Δ CDF)	4.30E-11	4.30E-11	2.60E-11	-5.70E-14	-2.50E-13	-2.50E-13	-2.50E-13	-2.50E-13
URI (Δ CDF)	-1.10E-07	-1.10E-07	-1.10E-07	-1.00E-07	-1.00E-07	-1.00E-07	-1.00E-07	-1.00E-07
PLE	NO	NO	NO	NO	NO	NO	NO	NO
Indicator value	-1.10E-07	-1.10E-07	-1.10E-07	-1.00E-07	-1.00E-07	-1.00E-07	-1.00E-07	-1.00E-07

Licensee Comments: none

Mitigating Systems Performance Index, Cooling Water Systems



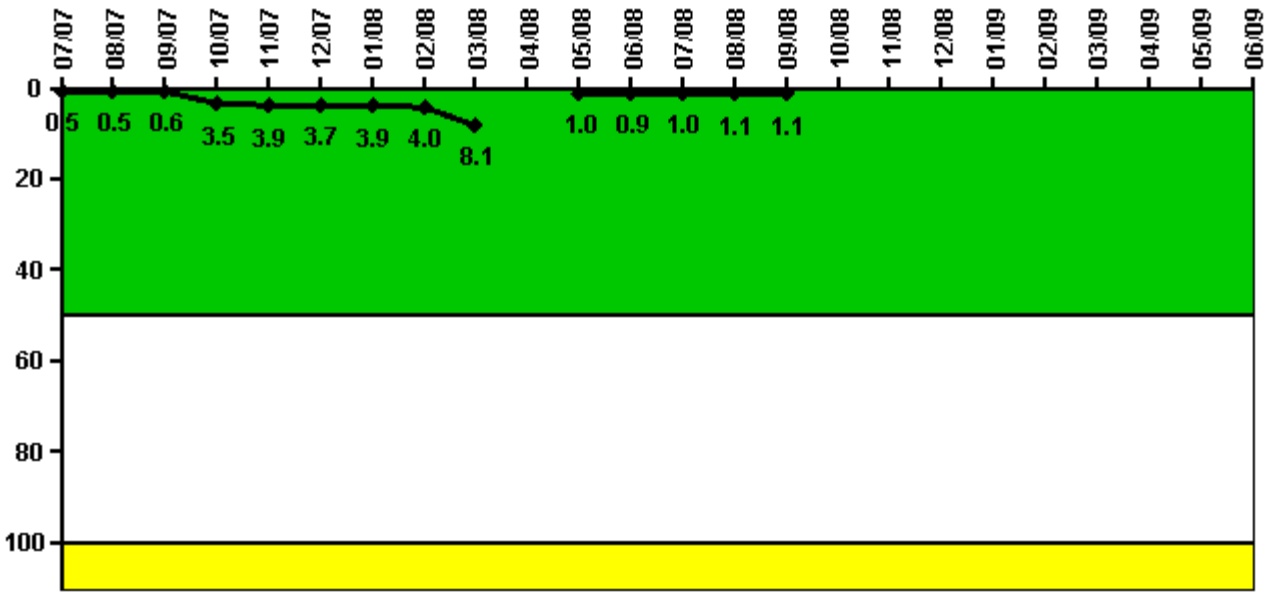
Thresholds: White > 1.00E-6 Yellow > 1.00E-5 Red > 1.00E-4

Notes

Mitigating Systems Performance Index, Cooling Water Systems	3Q/07	4Q/07	1Q/08	2Q/08	3Q/08	4Q/08	1Q/09	2Q/09
UAI (ΔCDF)	1.60E-07	1.60E-07	1.20E-07	4.30E-11	3.40E-11	2.60E-11	2.90E-11	3.70E-11
URI (ΔCDF)	-7.80E-08	-7.80E-08	-7.80E-08	-1.00E-07	-1.00E-07	-1.00E-07	-1.00E-07	-1.00E-07
PLE	NO	NO	NO	NO	NO	NO	NO	NO
Indicator value	8.20E-08	8.20E-08	4.20E-08	-1.00E-07	-1.00E-07	-1.00E-07	-1.00E-07	-1.00E-07

Licensee Comments: none

Reactor Coolant System Activity



Thresholds: White > 50.0 Yellow > 100.0

Notes


Reactor Coolant System Activity	7/07	8/07	9/07	10/07	11/07	12/07	1/08	2/08	3/08	4/08	5/08	6/08
Maximum activity	0.005020	0.005180	0.006070	0.005820	0.006460	0.006180	0.006450	0.006710	0.013500	N/A	0.001700	0.001530
Technical specification limit	1.0	1.0	1.0	0.2	0.2	0.2	0.2	0.2	0.2	0.2	0.2	0.2
Indicator value	0.5	0.5	0.6	3.5	3.9	3.7	3.9	4.0	8.1	N/A	1.0	0.9

Reactor Coolant System Activity	7/08	8/08	9/08	10/08	11/08	12/08	1/09	2/09	3/09	4/09	5/09	6/09
Maximum activity	0.001720	0.001890	0.001920	N/A	N/A	N/A	N/A	N/A	N/A	N/A	N/A	N/A
Technical specification limit	0.2	0.2	0.2	0.2	0.2	0.2	0.2	0.2	0.2	1.0	1.0	1.0
Indicator value	1.0	1.1	1.1	N/A	N/A	N/A	N/A	N/A	N/A	N/A	N/A	N/A

Licensee Comments:

6/09: Unit 1 remained shut down during the months of April, May, and June 2009 (forced outage due to main turbine damage)

Reactor Coolant System Leakage



Thresholds: White > 50.0 Yellow > 100.0

Notes

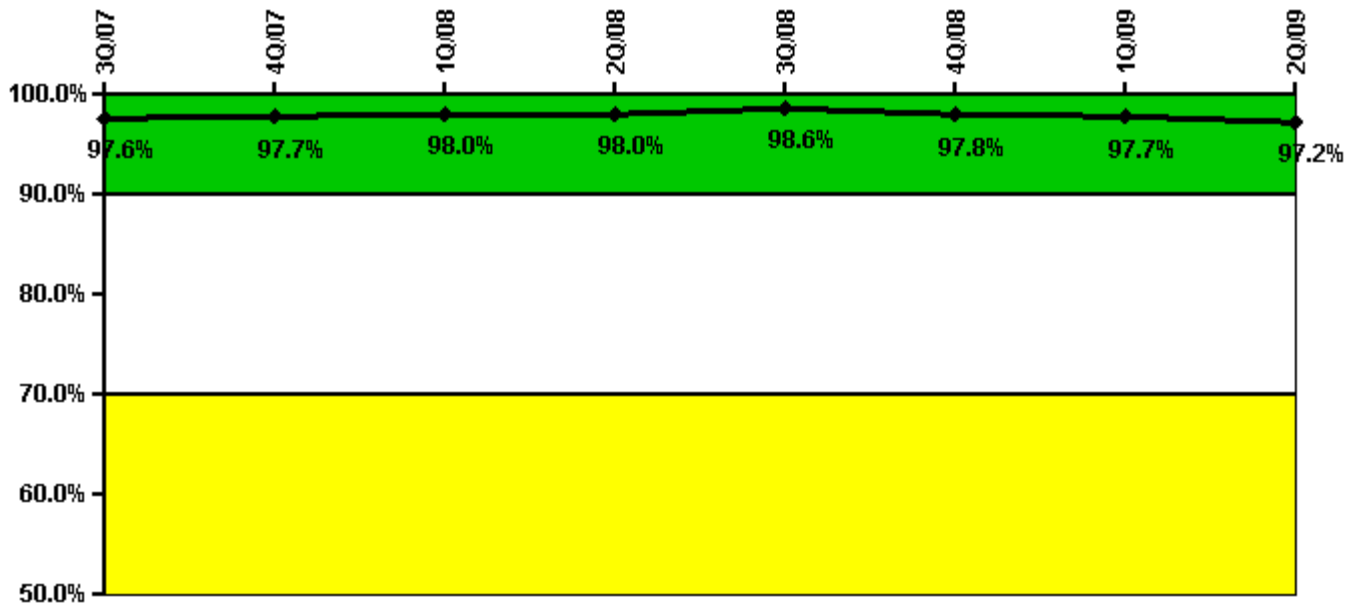
Reactor Coolant System Leakage	7/07	8/07	9/07	10/07	11/07	12/07	1/08	2/08	3/08	4/08	5/08	6/08
Maximum leakage	0.014	0.022	0.025	0.019	0.023	0.018	0.016	0.071	0.016	0.095	0.614	0.024
Technical specification limit	10.8	10.8	10.8	10.8	10.8	10.8	10.8	10.8	10.8	10.8	10.8	10.8
Indicator value	0.1	0.2	0.2	0.2	0.2	0.2	0.1	0.7	0.1	0.9	5.7	0.2

Reactor Coolant System Leakage	7/08	8/08	9/08	10/08	11/08	12/08	1/09	2/09	3/09	4/09	5/09	6/09
Maximum leakage	0.026	0.020	0.022	N/A	N/A	N/A	N/A	N/A	N/A	N/A	N/A	N/A
Technical specification limit	10.8	10.8	10.8	10.8	10.8	10.8	10.8	10.8	10.8	10.8	10.8	10.8
Indicator value	0.2	0.2	0.2	N/A	N/A	N/A	N/A	N/A	N/A	N/A	N/A	N/A

Licensee Comments:

6/09: Unit 1 remained shut down during the months of April, May, and June 2009 (forced outage due to main turbine damage)

Drill/Exercise Performance



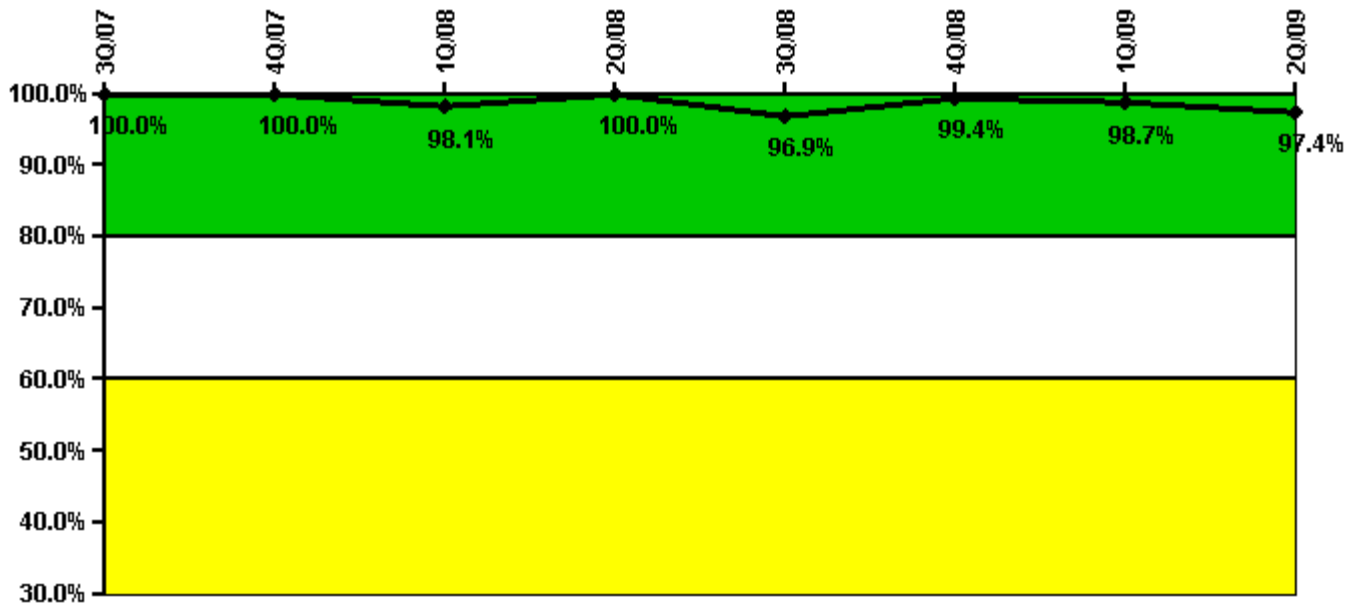
Thresholds: White < 90.0% Yellow < 70.0%

Notes

Drill/Exercise Performance	3Q/07	4Q/07	1Q/08	2Q/08	3Q/08	4Q/08	1Q/09	2Q/09
Successful opportunities	43.0	51.0	87.0	27.0	132.0	96.0	47.0	5.0
Total opportunities	50.0	51.0	89.0	27.0	132.0	101.0	47.0	5.0
Indicator value	97.6%	97.7%	98.0%	98.0%	98.6%	97.8%	97.7%	97.2%

Licensee Comments: none

ERO Drill Participation



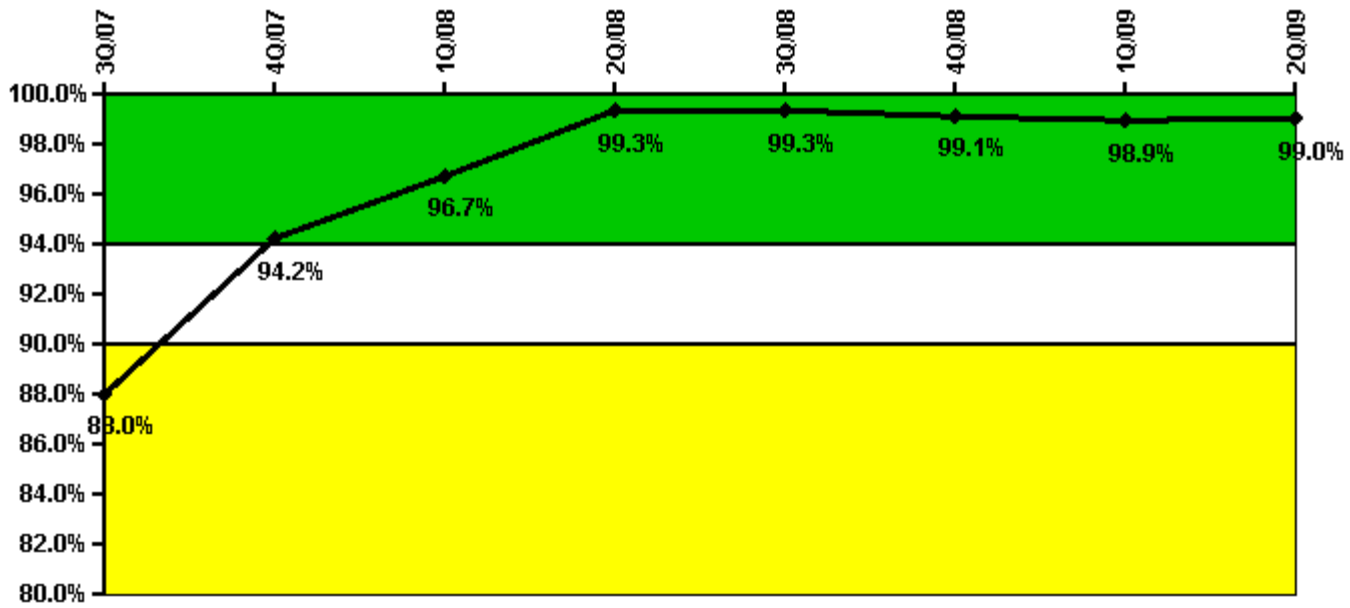
Thresholds: White < 80.0% Yellow < 60.0%

Notes

ERO Drill Participation	3Q/07	4Q/07	1Q/08	2Q/08	3Q/08	4Q/08	1Q/09	2Q/09
Participating Key personnel	161.0	160.0	151.0	157.0	155.0	153.0	156.0	152.0
Total Key personnel	161.0	160.0	154.0	157.0	160.0	154.0	158.0	156.0
Indicator value	100.0%	100.0%	98.1%	100.0%	96.9%	99.4%	98.7%	97.4%

Licensee Comments: none

Alert & Notification System



Thresholds: White < 94.0% Yellow < 90.0%

Notes

Alert & Notification System	3Q/07	4Q/07	1Q/08	2Q/08	3Q/08	4Q/08	1Q/09	2Q/09
Successful siren-tests	197	1108	1112	1112	1111	1171	1035	1117
Total sirens-tests	198	1116	1120	1119	1120	1190	1050	1119
Indicator value	88.0%	94.2%	96.7%	99.3%	99.3%	99.1%	98.9%	99.0%

Licensee Comments: none

Occupational Exposure Control Effectiveness



Thresholds: White > 2.0 Yellow > 5.0

Notes

Occupational Exposure Control Effectiveness	3Q/07	4Q/07	1Q/08	2Q/08	3Q/08	4Q/08	1Q/09	2Q/09
High radiation area occurrences	0	0	0	0	0	0	0	0
Very high radiation area occurrences	0	0	0	0	0	0	0	0
Unintended exposure occurrences	0	0	0	0	0	0	0	0
Indicator value	0	0	0	0	0	0	0	0

Licensee Comments: none

RETS/ODCM Radiological Effluent



Thresholds: White > 1.0 Yellow > 3.0

Notes

RETS/ODCM Radiological Effluent	3Q/07	4Q/07	1Q/08	2Q/08	3Q/08	4Q/08	1Q/09	2Q/09
RETS/ODCM occurrences	0	0	0	0	0	0	0	0
Indicator value	0	0	0	0	0	0	0	0

Licensee Comments: none

[Security](#) information not publicly available.