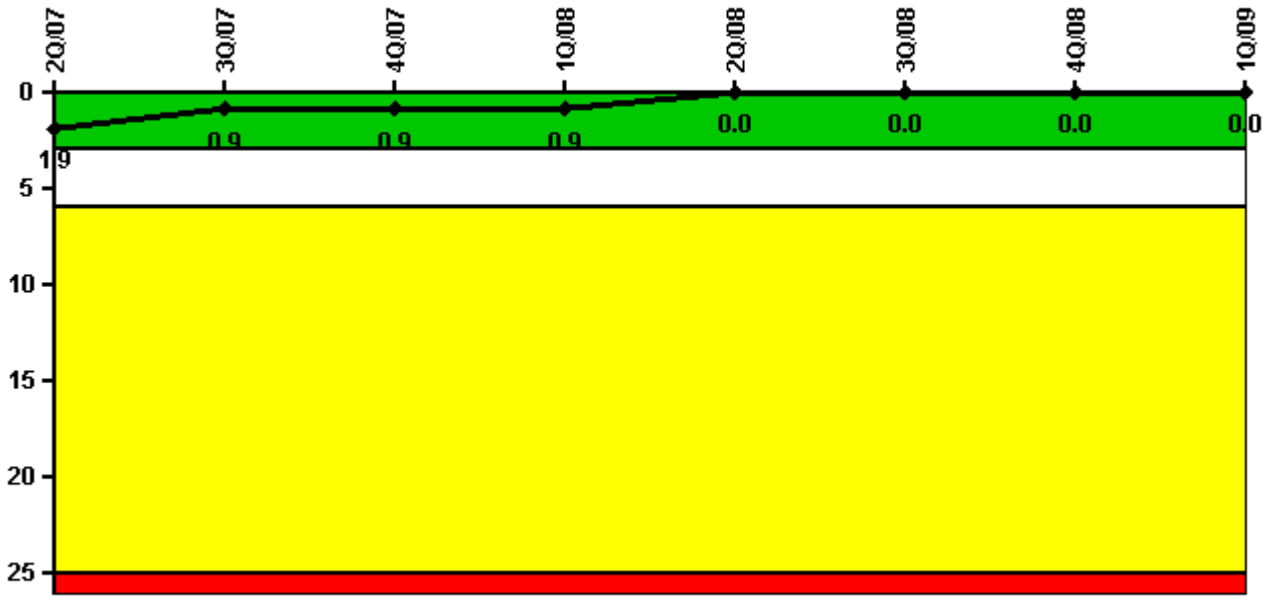


Vogle 2

1Q/2009 Performance Indicators

Licensee's General Comments: none

Unplanned Scrams per 7000 Critical Hrs



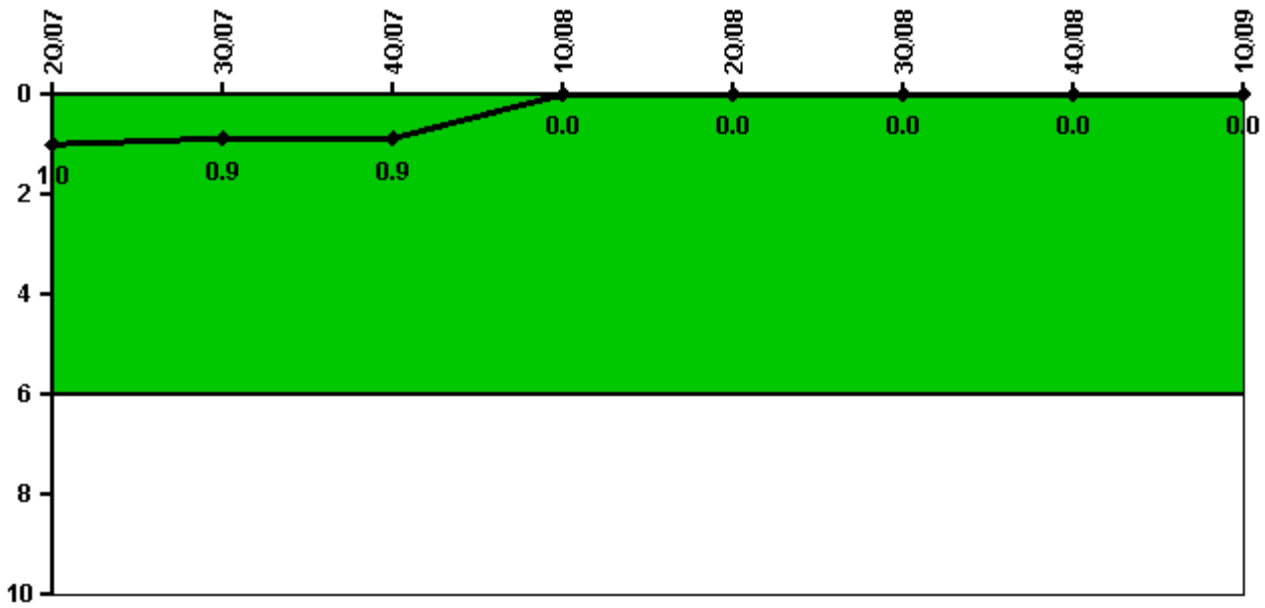
Thresholds: White > 3.0 Yellow > 6.0 Red > 25.0

Notes

Unplanned Scrams per 7000 Critical Hrs	2Q/07	3Q/07	4Q/07	1Q/08	2Q/08	3Q/08	4Q/08	1Q/09
Unplanned scrams	1.0	0	0	0	0	0	0	0
Critical hours	1483.7	2208.0	2209.0	2183.0	2184.0	1806.0	1639.9	2159.0
Indicator value	1.9	0.9	0.9	0.9	0	0	0	0

Licensee Comments: none

Unplanned Power Changes per 7000 Critical Hrs



Thresholds: White > 6.0

Notes

Unplanned Power Changes per 7000 Critical Hrs	2Q/07	3Q/07	4Q/07	1Q/08	2Q/08	3Q/08	4Q/08	1Q/09
Unplanned power changes	0	0	0	0	0	0	0	0
Critical hours	1483.7	2208.0	2209.0	2183.0	2184.0	1806.0	1639.9	2159.0
Indicator value	1.0	0.9	0.9	0	0	0	0	0

Licensee Comments: none

Unplanned Scrams with Complications



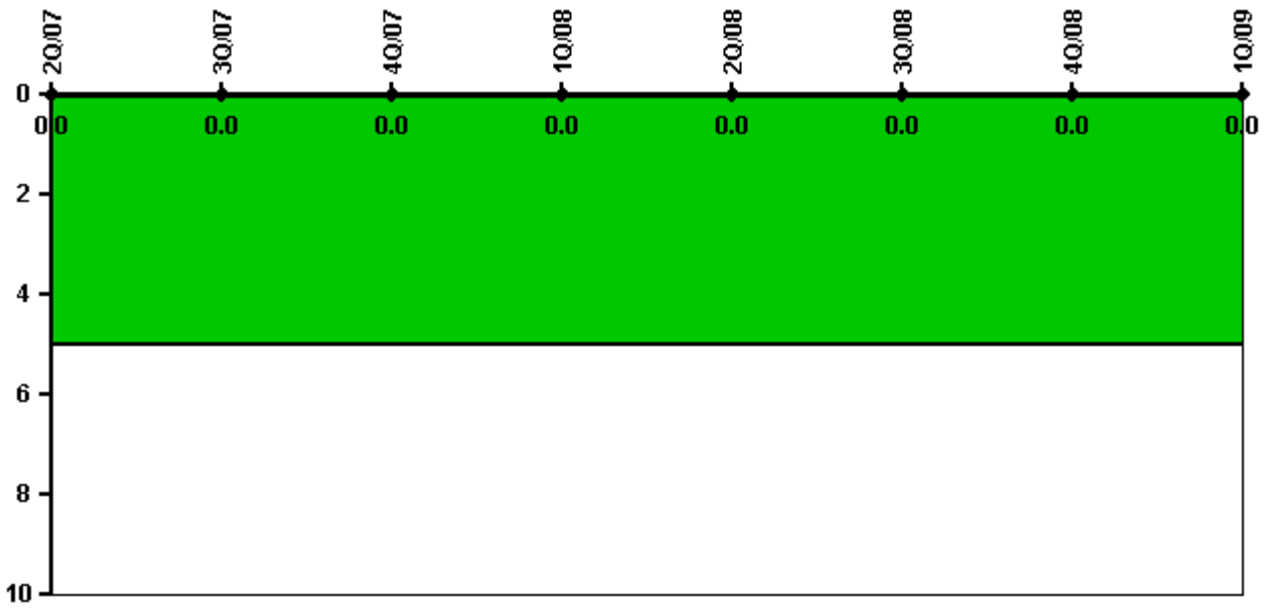
Thresholds: White > 1.0

Notes

Unplanned Scrams with Complications	2Q/07	3Q/07	4Q/07	1Q/08	2Q/08	3Q/08	4Q/08	1Q/09
Scrams with complications	0	0	0	0	0	0	0	0
Indicator value		0.0	0.0	0.0	0.0	0.0	0.0	0.0

Licensee Comments: none

Safety System Functional Failures (PWR)



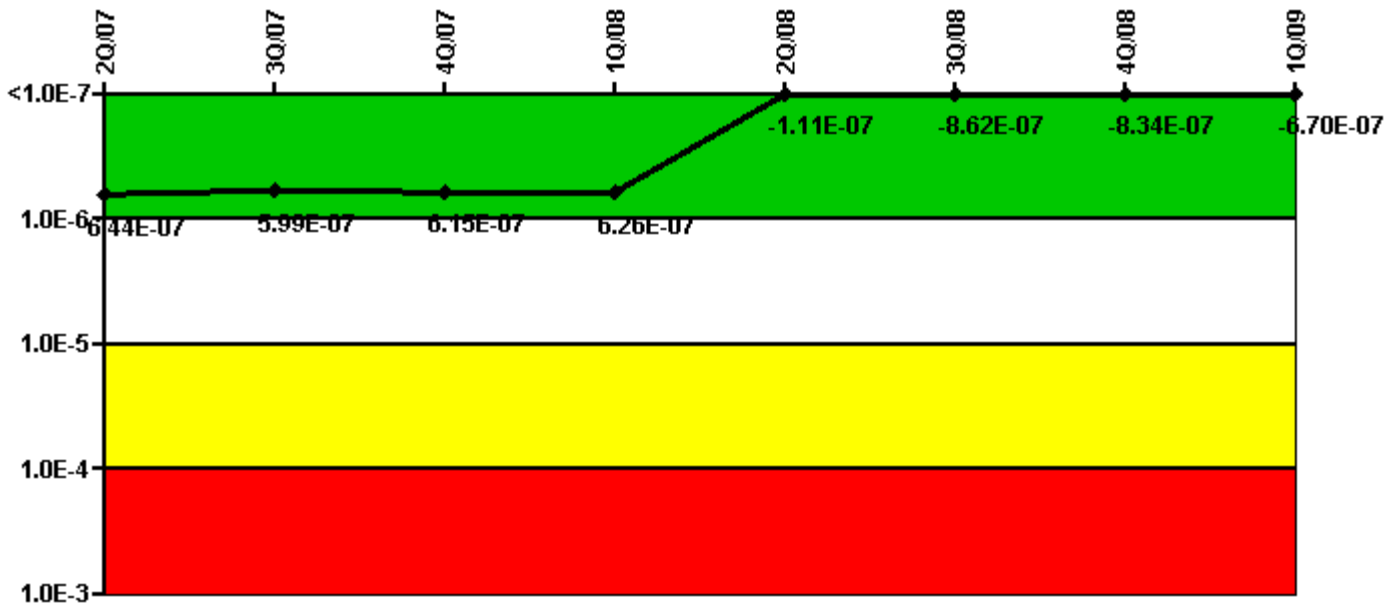
Thresholds: White > 5.0

Notes

Safety System Functional Failures (PWR)	2Q/07	3Q/07	4Q/07	1Q/08	2Q/08	3Q/08	4Q/08	1Q/09
Safety System Functional Failures	0	0	0	0	0	0	0	0
Indicator value	0	0	0	0	0	0	0	0

Licensee Comments: none

Mitigating Systems Performance Index, Emergency AC Power System



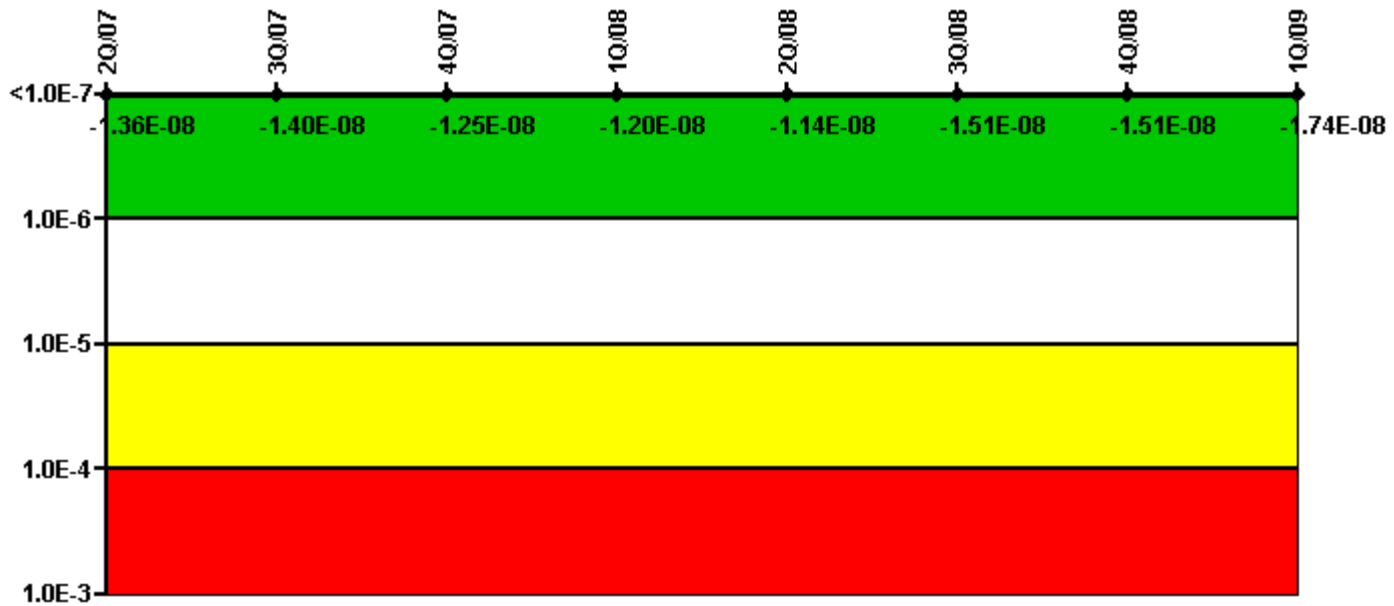
Thresholds: White > 1.00E-6 Yellow > 1.00E-5 Red > 1.00E-4

Notes

Mitigating Systems Performance Index, Emergency AC Power System	2Q/07	3Q/07	4Q/07	1Q/08	2Q/08	3Q/08	4Q/08	1Q/09
UAI (Δ CDF)	-9.60E-08	-9.10E-08	-7.50E-08	-7.40E-08	-4.70E-08	-7.20E-08	-3.40E-08	9.00E-08
URI (Δ CDF)	7.40E-07	6.90E-07	6.90E-07	7.00E-07	-6.40E-08	-7.90E-07	-8.00E-07	-7.60E-07
PLE	NO	NO	NO	NO	NO	NO	NO	NO
Indicator value	6.44E-07	5.99E-07	6.15E-07	6.26E-07	-1.11E-07	-8.62E-07	-8.34E-07	-6.70E-07

Licensee Comments: none

Mitigating Systems Performance Index, High Pressure Injection System



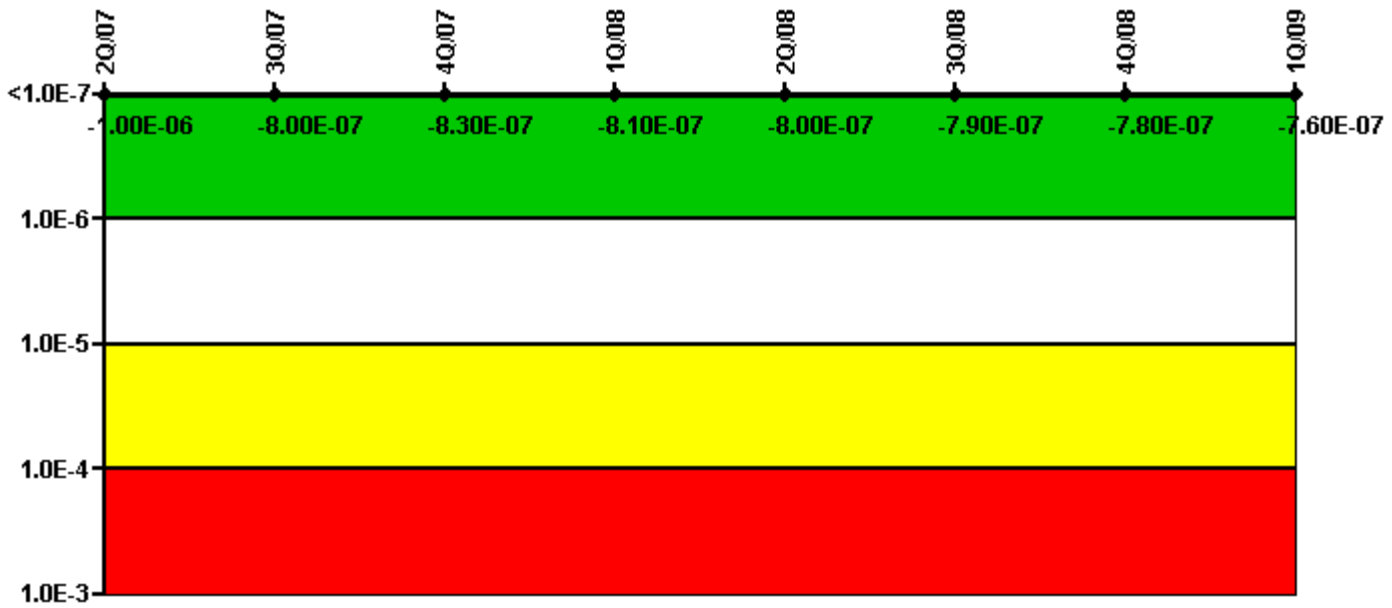
Thresholds: White > 1.00E-6 Yellow > 1.00E-5 Red > 1.00E-4

Notes

Mitigating Systems Performance Index, High Pressure Injection System	2Q/07	3Q/07	4Q/07	1Q/08	2Q/08	3Q/08	4Q/08	1Q/09
UAI (ΔCDF)	-3.60E-09	-3.00E-09	-4.90E-10	-4.10E-11	-4.00E-10	-3.10E-09	-3.10E-09	-5.40E-09
URI (ΔCDF)	-1.00E-08	-1.10E-08	-1.20E-08	-1.20E-08	-1.10E-08	-1.20E-08	-1.20E-08	-1.20E-08
PLE	NO	NO	NO	NO	NO	NO	NO	NO
Indicator value	-1.36E-08	-1.40E-08	-1.25E-08	-1.20E-08	-1.14E-08	-1.51E-08	-1.51E-08	-1.74E-08

Licensee Comments: none

Mitigating Systems Performance Index, Heat Removal System



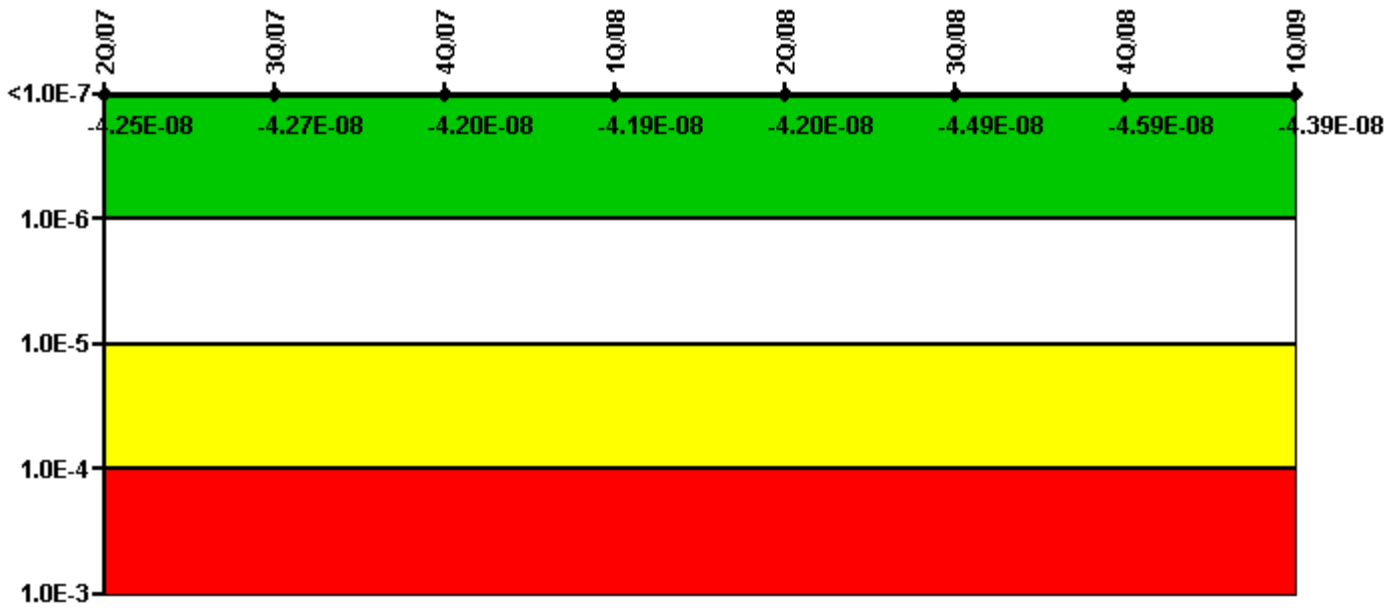
Thresholds: White > 1.00E-6 Yellow > 1.00E-5 Red > 1.00E-4

Notes

Mitigating Systems Performance Index, Heat Removal System	2Q/07	3Q/07	4Q/07	1Q/08	2Q/08	3Q/08	4Q/08	1Q/09
UAI (Δ CDF)	-1.20E-07	-1.10E-07	-1.40E-07	-1.30E-07	-1.40E-07	-1.30E-07	-1.10E-07	-1.10E-07
URI (Δ CDF)	-8.80E-07	-6.90E-07	-6.90E-07	-6.80E-07	-6.60E-07	-6.60E-07	-6.70E-07	-6.50E-07
PLE	NO	NO	NO	NO	NO	NO	NO	NO
Indicator value	-1.00E-06	-8.00E-07	-8.30E-07	-8.10E-07	-8.00E-07	-7.90E-07	-7.80E-07	-7.60E-07

Licensee Comments: none

Mitigating Systems Performance Index, Residual Heat Removal System



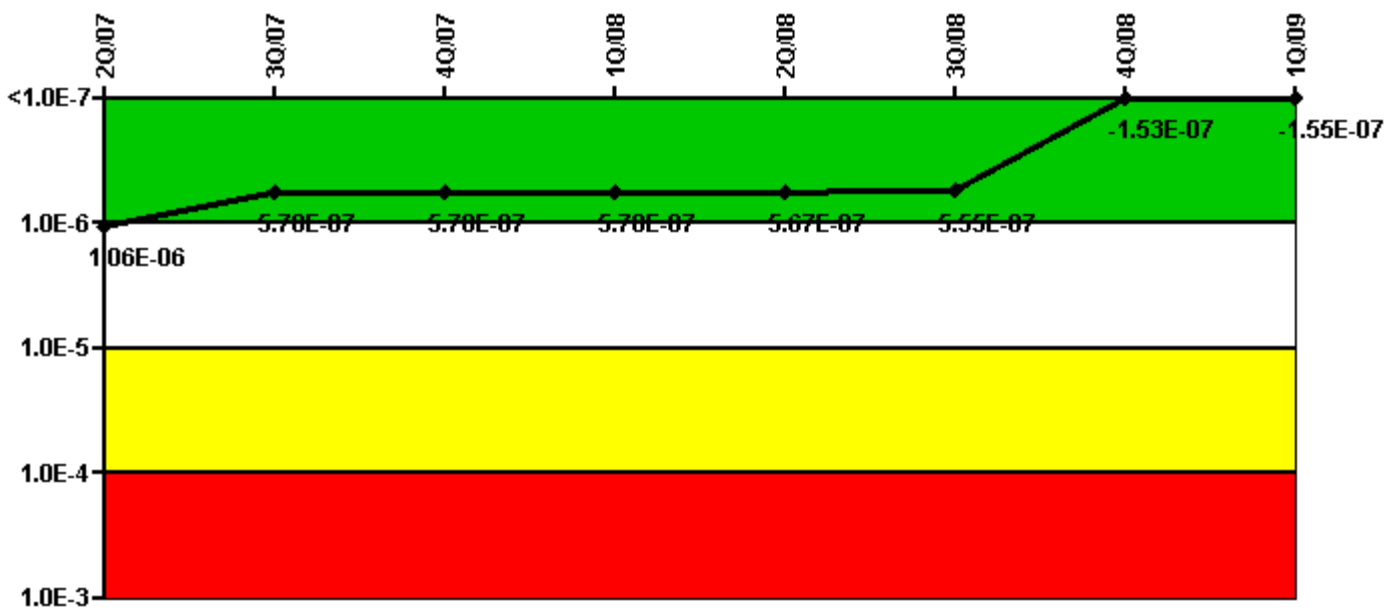
Thresholds: White > 1.00E-6 Yellow > 1.00E-5 Red > 1.00E-4

Notes

Mitigating Systems Performance Index, Residual Heat Removal System	2Q/07	3Q/07	4Q/07	1Q/08	2Q/08	3Q/08	4Q/08	1Q/09
UAI (ΔCDF)	-4.50E-09	-4.70E-09	-5.00E-09	-4.90E-09	-7.00E-09	-8.90E-09	-8.90E-09	-8.90E-09
URI (ΔCDF)	-3.80E-08	-3.80E-08	-3.70E-08	-3.70E-08	-3.50E-08	-3.60E-08	-3.70E-08	-3.50E-08
PLE	NO	NO	NO	NO	NO	NO	NO	NO
Indicator value	-4.25E-08	-4.27E-08	-4.20E-08	-4.19E-08	-4.20E-08	-4.49E-08	-4.59E-08	-4.39E-08

Licensee Comments: none

Mitigating Systems Performance Index, Cooling Water Systems



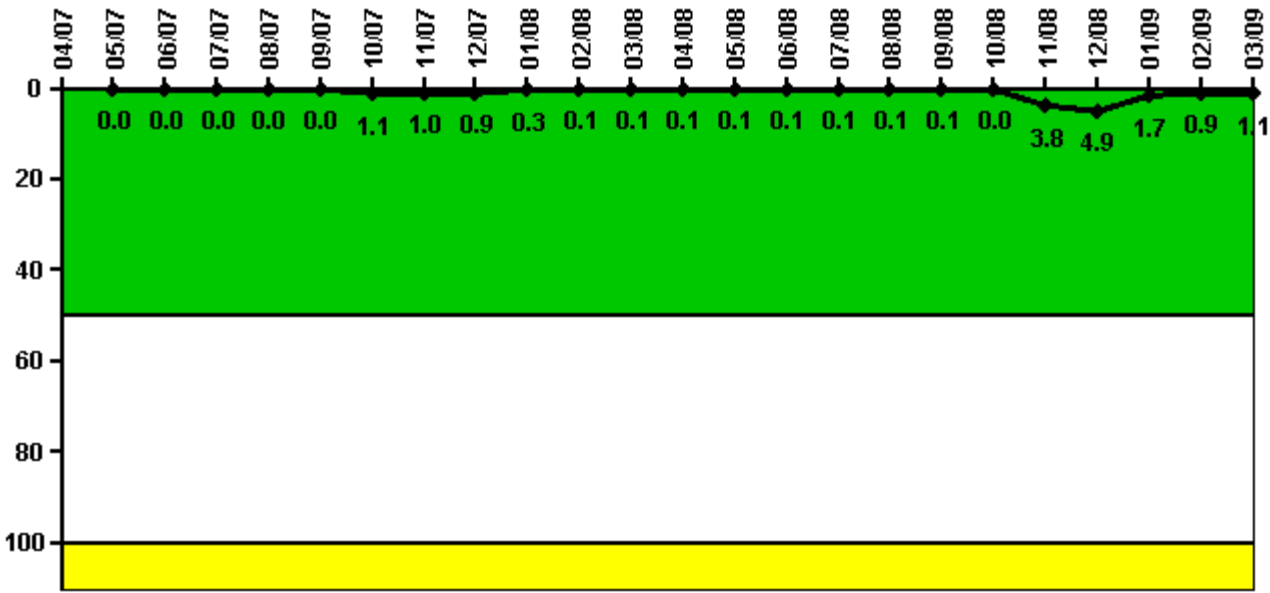
Thresholds: White > 1.00E-6 Yellow > 1.00E-5 Red > 1.00E-4

Notes

Mitigating Systems Performance Index, Cooling Water Systems	2Q/07	3Q/07	4Q/07	1Q/08	2Q/08	3Q/08	4Q/08	1Q/09
UAI (ΔCDF)	6.00E-08	6.00E-08	6.00E-08	6.00E-08	5.70E-08	4.50E-08	-7.00E-08	-7.00E-08
URI (ΔCDF)	1.00E-06	5.10E-07	5.10E-07	5.10E-07	5.10E-07	5.10E-07	-8.30E-08	-8.50E-08
PLE	NO	NO	NO	NO	NO	NO	NO	NO
Indicator value	1.06E-06	5.70E-07	5.70E-07	5.70E-07	5.67E-07	5.55E-07	-1.53E-07	-1.55E-07

Licensee Comments: none

Reactor Coolant System Activity



Thresholds: White > 50.0 Yellow > 100.0


Notes

Reactor Coolant System Activity	4/07	5/07	6/07	7/07	8/07	9/07	10/07	11/07	12/07	1/08	2/08	3/08
Maximum activity	N/A	0.000187	0.000177	0.000185	0.000183	0.000203	0.011410	0.009809	0.009130	0.002842	0.001032	0.000639
Technical specification limit	1.0	1.0	1.0	1.0	1.0	1.0	1.0	1.0	1.0	1.0	1.0	1.0
Indicator value	N/A	0	0	0	0	0	1.1	1.0	0.9	0.3	0.1	0.1

Reactor Coolant System Activity	4/08	5/08	6/08	7/08	8/08	9/08	10/08	11/08	12/08	1/09	2/09	3/09
Maximum activity	0.000570	0.000545	0.000606	0.000689	0.000546	0.000559	0.000086	0.037500	0.049000	0.016600	0.009311	0.011100
Technical specification limit	1.0	1.0	1.0	1.0	1.0	1.0	1.0	1.0	1.0	1.0	1.0	1.0
Indicator value	0.1	0.1	0.1	0.1	0.1	0.1	0	3.8	4.9	1.7	0.9	1.1

Licensee Comments: none

Reactor Coolant System Leakage



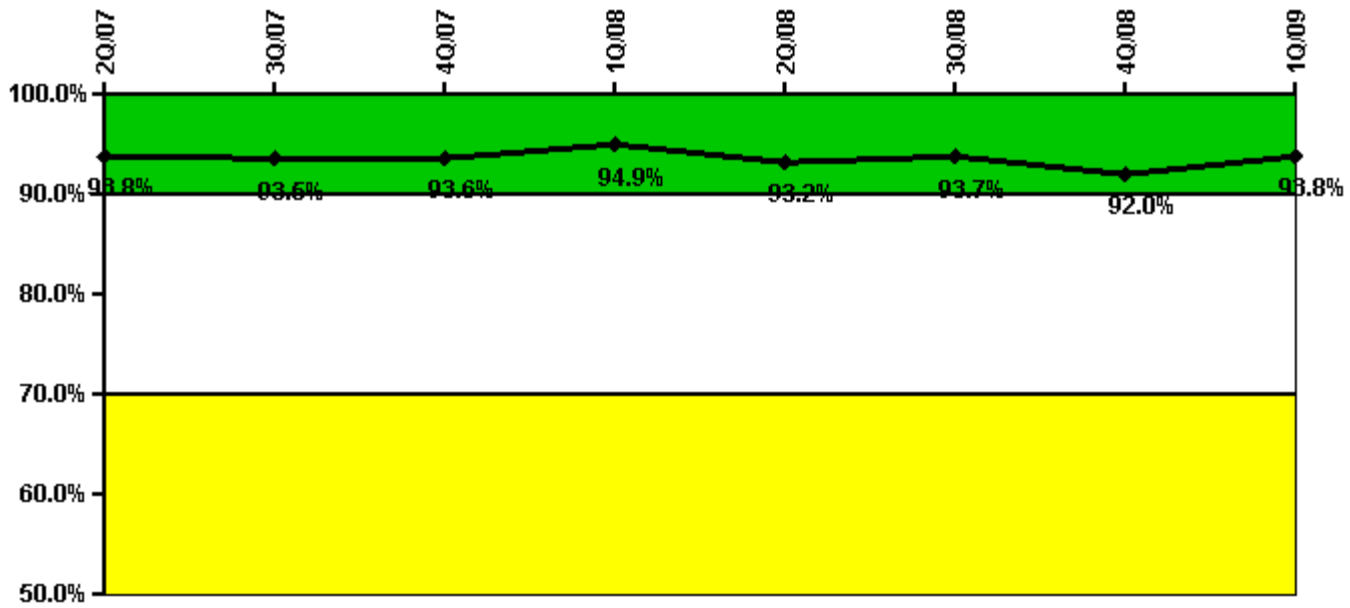
Thresholds: White > 50.0 Yellow > 100.0

Notes

Reactor Coolant System Leakage	4/07	5/07	6/07	7/07	8/07	9/07	10/07	11/07	12/07	1/08	2/08	3/08
Maximum leakage	0.133	0.131	0.143	0.144	0.136	0.159	0.143	0.139	0.156	0.144	0.157	0.174
Technical specification limit	10.0	10.0	10.0	10.0	10.0	10.0	10.0	10.0	10.0	10.0	10.0	10.0
Indicator value	1.3	1.3	1.4	1.4	1.4	1.6	1.4	1.4	1.6	1.4	1.6	1.7
Reactor Coolant System Leakage	4/08	5/08	6/08	7/08	8/08	9/08	10/08	11/08	12/08	1/09	2/09	3/09
Maximum leakage	0.159	0.178	0.180	0.190	0.207	0.208	0.250	0.308	0.186	0.205	0.210	0.305
Technical specification limit	10.0	10.0	10.0	10.0	10.0	10.0	10.0	10.0	10.0	10.0	10.0	10.0
Indicator value	1.6	1.8	1.8	1.9	2.1	2.1	2.5	3.1	1.9	2.1	2.1	3.1

Licensee Comments: none

Drill/Exercise Performance



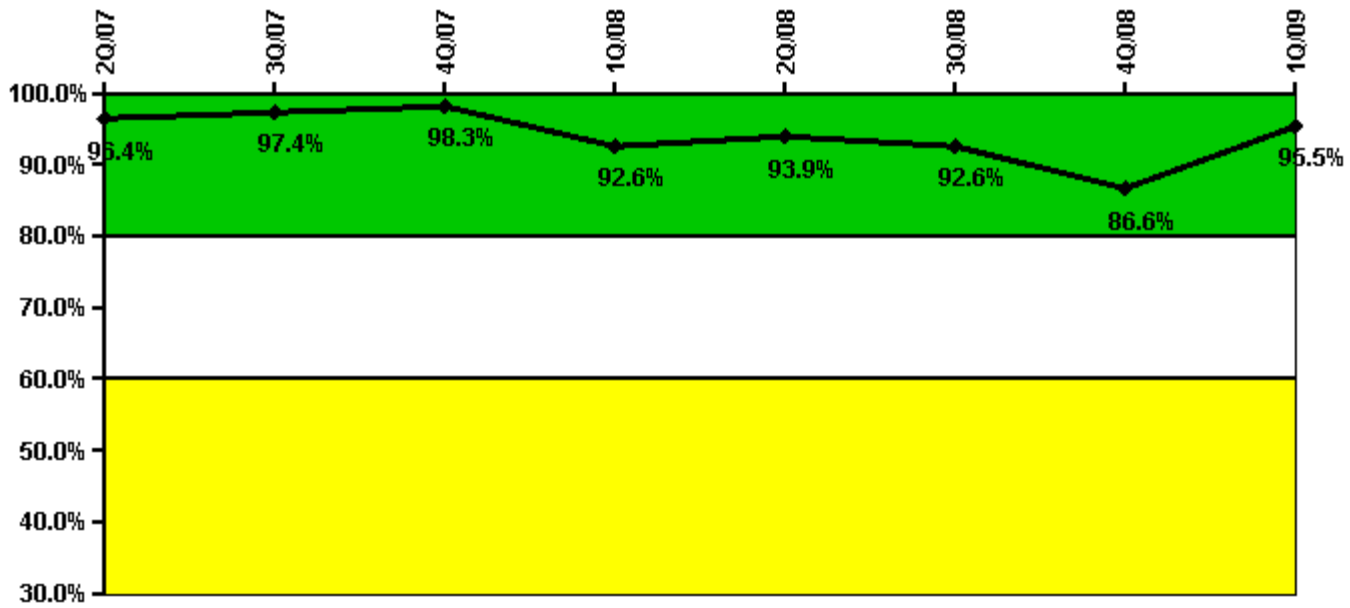
Thresholds: White < 90.0% Yellow < 70.0%

Notes

Drill/Exercise Performance	2Q/07	3Q/07	4Q/07	1Q/08	2Q/08	3Q/08	4Q/08	1Q/09
Successful opportunities	49.0	83.0	44.0	28.0	58.0	24.0	28.0	64.0
Total opportunities	50.0	87.0	46.0	30.0	64.0	24.0	36.0	66.0
Indicator value	93.8%	93.5%	93.6%	94.9%	93.2%	93.7%	92.0%	93.8%

Licensee Comments: none

ERO Drill Participation



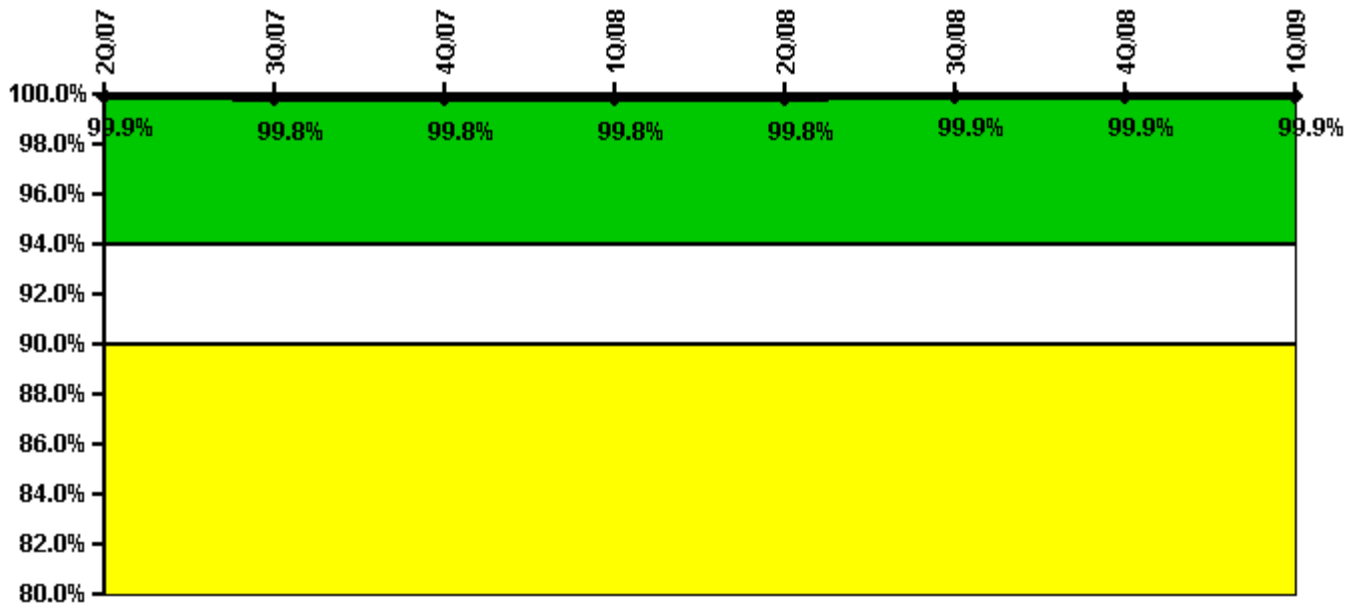
Thresholds: White < 80.0% Yellow < 60.0%

Notes

ERO Drill Participation	2Q/07	3Q/07	4Q/07	1Q/08	2Q/08	3Q/08	4Q/08	1Q/09
Participating Key personnel	107.0	113.0	115.0	112.0	123.0	126.0	123.0	127.0
Total Key personnel	111.0	116.0	117.0	121.0	131.0	136.0	142.0	133.0
Indicator value	96.4%	97.4%	98.3%	92.6%	93.9%	92.6%	86.6%	95.5%

Licensee Comments: none

Alert & Notification System



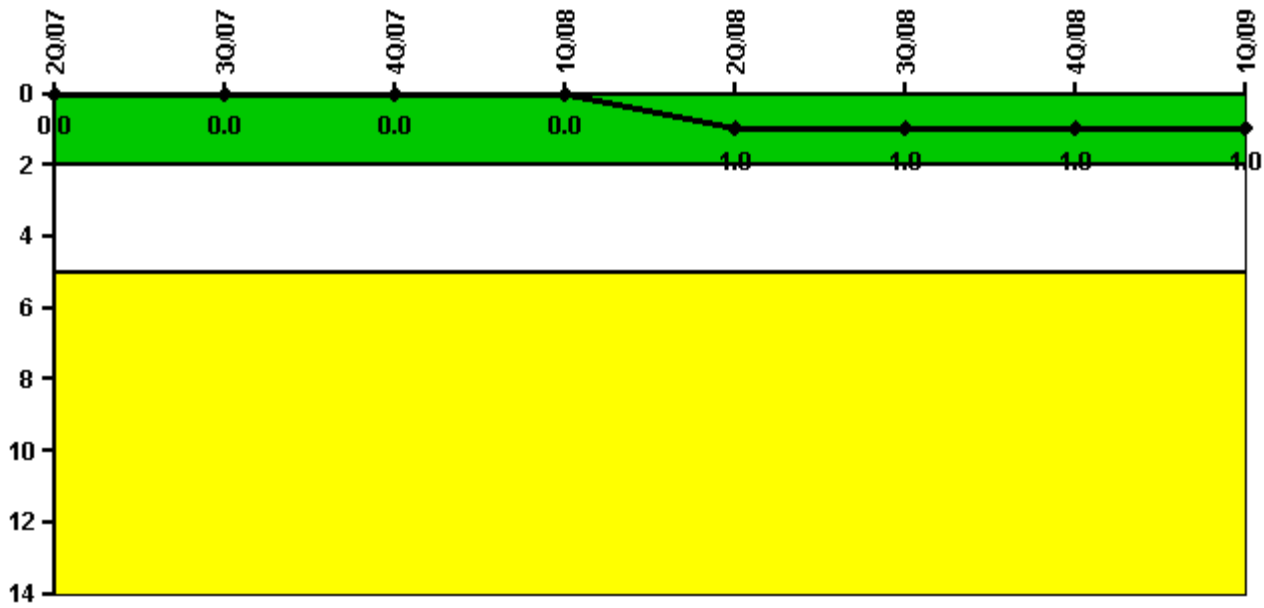
Thresholds: White < 94.0% Yellow < 90.0%

Notes

Alert & Notification System	2Q/07	3Q/07	4Q/07	1Q/08	2Q/08	3Q/08	4Q/08	1Q/09
Successful siren-tests	610	609	657	611	610	610	610	611
Total sirens-tests	611	611	658	611	611	611	611	611
Indicator value	99.9%	99.8%	99.8%	99.8%	99.8%	99.9%	99.9%	99.9%

Licensee Comments: none

Occupational Exposure Control Effectiveness



Thresholds: White > 2.0 Yellow > 5.0

Notes

Occupational Exposure Control Effectiveness	2Q/07	3Q/07	4Q/07	1Q/08	2Q/08	3Q/08	4Q/08	1Q/09
High radiation area occurrences	0	0	0	0	1	0	0	0
Very high radiation area occurrences	0	0	0	0	0	0	0	0
Unintended exposure occurrences	0	0	0	0	0	0	0	0
Indicator value	0	0	0	0	1	1	1	1

Licensee Comments: none

RETS/ODCM Radiological Effluent



Thresholds: White > 1.0 Yellow > 3.0

Notes

RETS/ODCM Radiological Effluent	2Q/07	3Q/07	4Q/07	1Q/08	2Q/08	3Q/08	4Q/08	1Q/09
RETS/ODCM occurrences	0	0	0	0	0	0	0	0
Indicator value	0	0	0	0	0	0	0	0

Licensee Comments: none

[Security](#) information not publicly available.