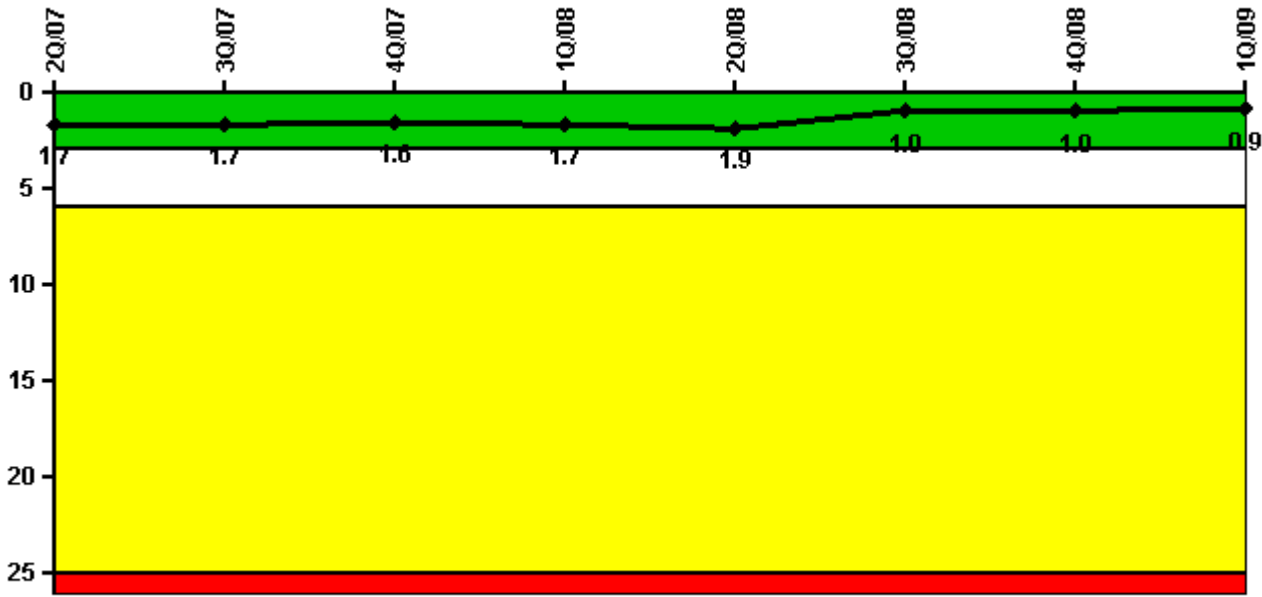


# Salem 2

## 1Q/2009 Performance Indicators

Licensee's General Comments: none

### Unplanned Scrams per 7000 Critical Hrs



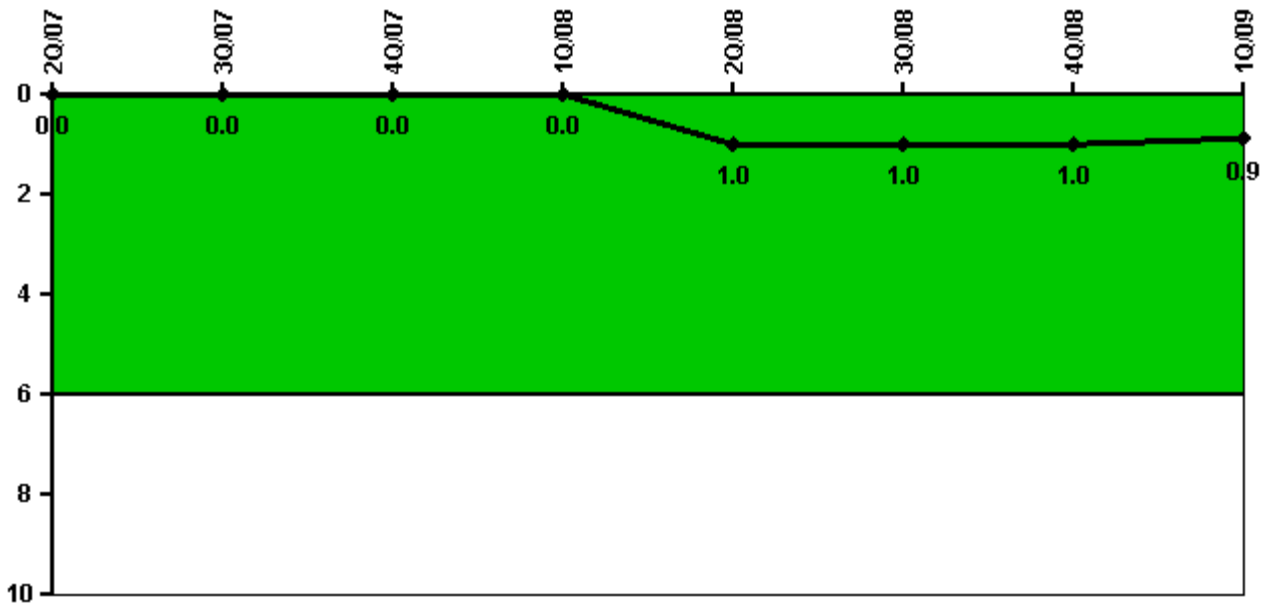
Thresholds: White > 3.0 Yellow > 6.0 Red > 25.0

### Notes

Unplanned Scrams per 7000 Critical Hrs	2Q/07	3Q/07	4Q/07	1Q/08	2Q/08	3Q/08	4Q/08	1Q/09
Unplanned scrams	1.0	1.0	0	0	1.0	0	0	0
Critical hours	2072.7	2193.6	2209.0	1699.0	1228.5	2208.0	2209.0	2159.0
Indicator value	1.7	1.7	1.6	1.7	1.9	1.0	1.0	0.9

Licensee Comments: none

## Unplanned Power Changes per 7000 Critical Hrs



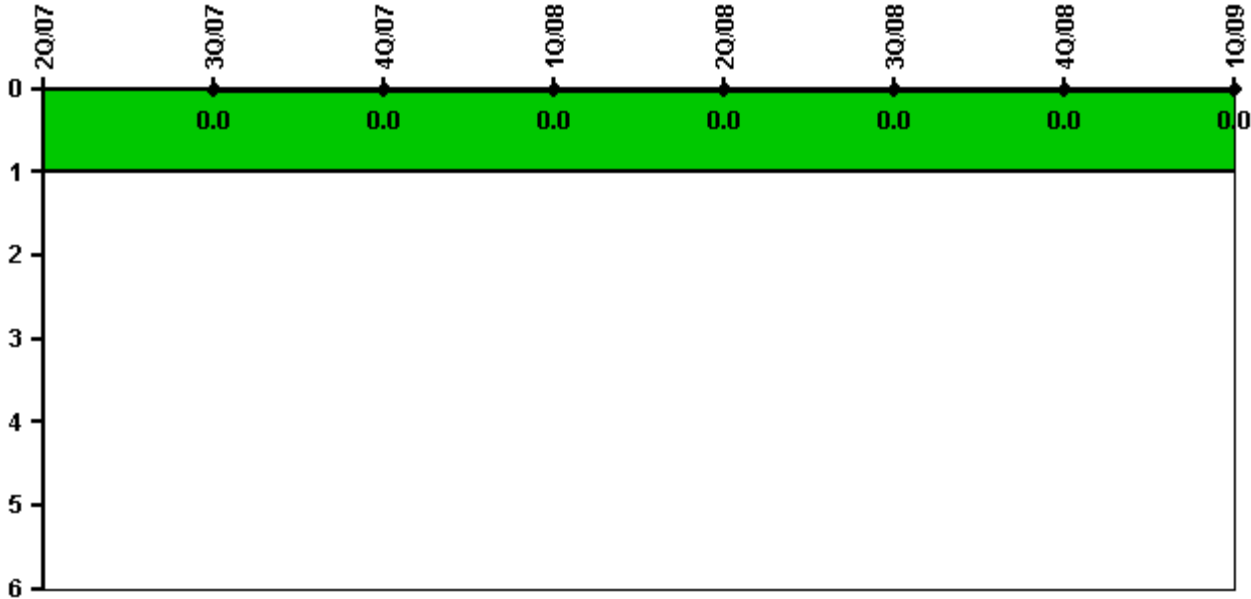
Thresholds: White > 6.0

### Notes

Unplanned Power Changes per 7000 Critical Hrs	2Q/07	3Q/07	4Q/07	1Q/08	2Q/08	3Q/08	4Q/08	1Q/09
Unplanned power changes	0	0	0	0	1.0	0	0	0
Critical hours	2072.7	2193.6	2209.0	1699.0	1228.5	2208.0	2209.0	2159.0
Indicator value	0	0	0	0	1.0	1.0	1.0	0.9

Licensee Comments: none

# Unplanned Scrams with Complications



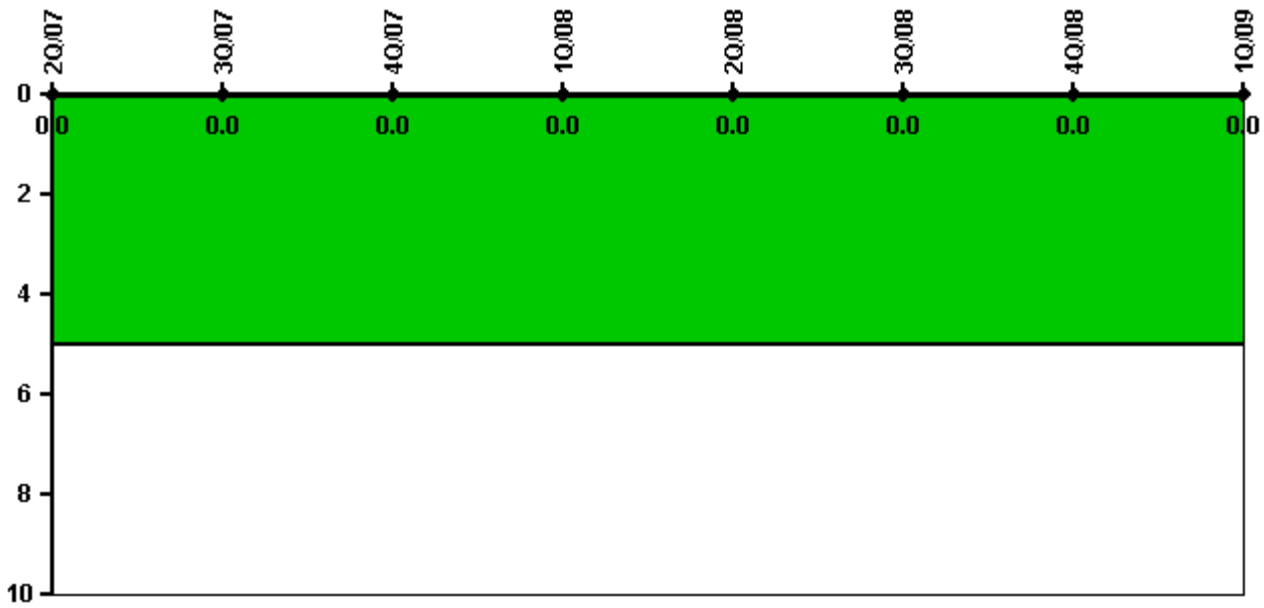
Thresholds: White > 1.0

**Notes**

Unplanned Scrams with Complications	2Q/07	3Q/07	4Q/07	1Q/08	2Q/08	3Q/08	4Q/08	1Q/09
Scrams with complications	0	0	0	0	0	0	0	0
Indicator value		0.0	0.0	0.0	0.0	0.0	0.0	0.0

Licensee Comments: none

## Safety System Functional Failures (PWR)



Thresholds: White > 5.0

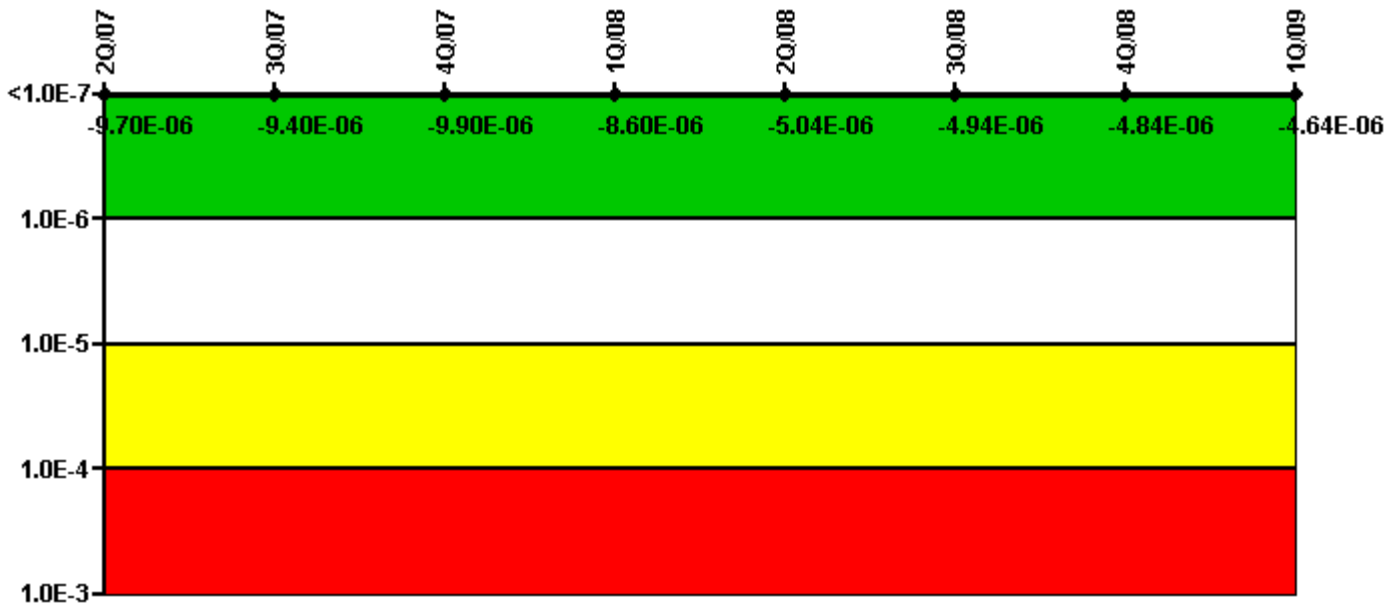
### Notes

Safety System Functional Failures (PWR)	2Q/07	3Q/07	4Q/07	1Q/08	2Q/08	3Q/08	4Q/08	1Q/09
Safety System Functional Failures	0	0	0	0	0	0	0	0
Indicator value	0	0	0	0	0	0	0	0

Licensee Comments:

4Q/08: Removed Failure. Failure was an MSPI failure (21SW122) but not a safety system functional failure. this was inadvertently entered in Dec and is now being removed to comply with the guidance in NEI 99-02. This change does not cause a color change.

# Mitigating Systems Performance Index, Emergency AC Power System



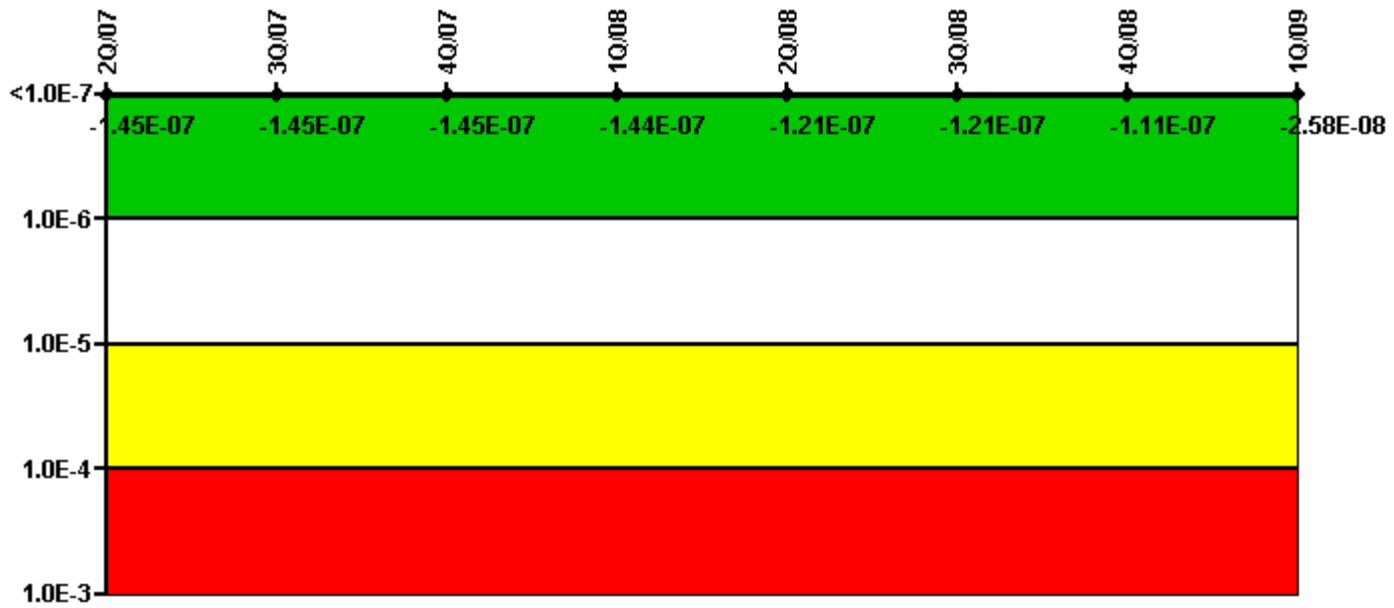
Thresholds: White > 1.00E-6 Yellow > 1.00E-5 Red > 1.00E-4

## Notes

Mitigating Systems Performance Index, Emergency AC Power System	2Q/07	3Q/07	4Q/07	1Q/08	2Q/08	3Q/08	4Q/08	1Q/09
UAI ( $\Delta$ CDF)	-1.00E-06	-1.00E-06	-1.00E-06	-1.00E-06	-4.40E-07	-4.40E-07	-4.40E-07	-4.40E-07
URI ( $\Delta$ CDF)	-8.70E-06	-8.40E-06	-8.90E-06	-7.60E-06	-4.60E-06	-4.50E-06	-4.40E-06	-4.20E-06
PLE	NO	NO	NO	NO	NO	NO	NO	NO
Indicator value	-9.70E-06	-9.40E-06	-9.90E-06	-8.60E-06	-5.04E-06	-4.94E-06	-4.84E-06	-4.64E-06

Licensee Comments: none

# Mitigating Systems Performance Index, High Pressure Injection System



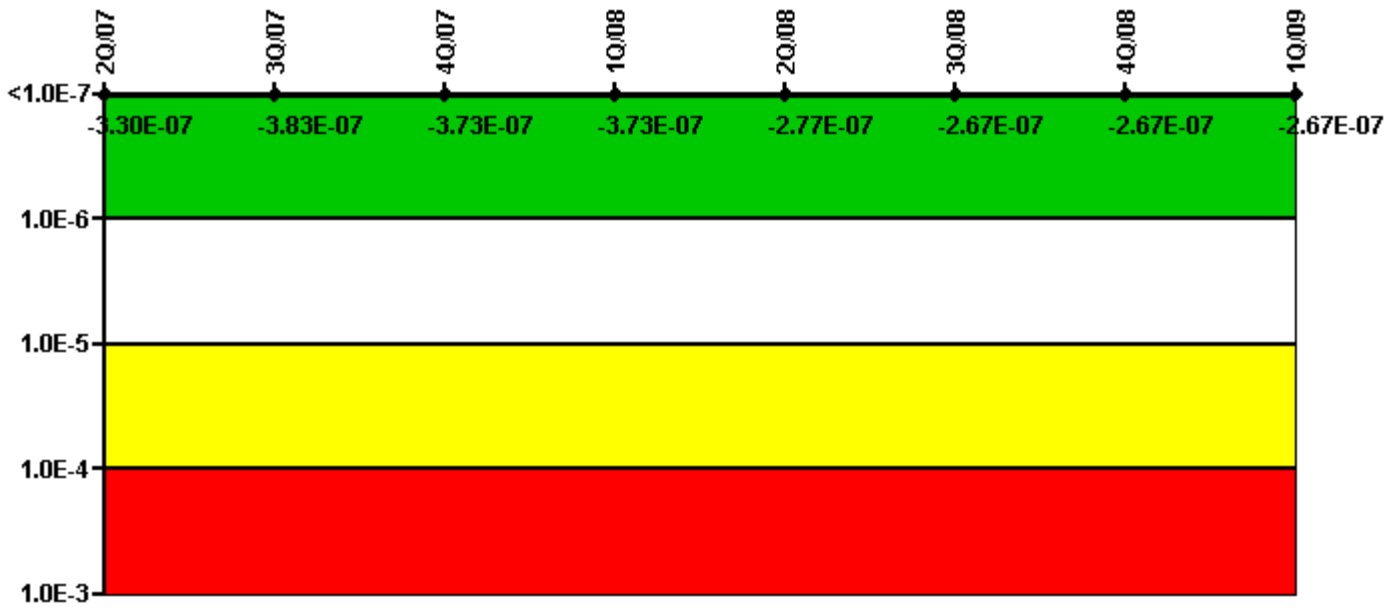
Thresholds: White > 1.00E-6 Yellow > 1.00E-5 Red > 1.00E-4

## Notes

Mitigating Systems Performance Index, High Pressure Injection System	2Q/07	3Q/07	4Q/07	1Q/08	2Q/08	3Q/08	4Q/08	1Q/09
UAI ( $\Delta$ CDF)	-9.80E-08	-9.80E-08	-9.80E-08	-9.80E-08	-7.10E-10	-7.10E-10	-7.10E-10	-7.70E-10
URI ( $\Delta$ CDF)	-4.70E-08	-4.70E-08	-4.70E-08	-4.60E-08	-1.20E-07	-1.20E-07	-1.10E-07	-2.50E-08
PLE	NO	NO	NO	NO	NO	NO	NO	NO
Indicator value	-1.45E-07	-1.45E-07	-1.45E-07	-1.44E-07	-1.21E-07	-1.21E-07	-1.11E-07	-2.58E-08

Licensee Comments: none

# Mitigating Systems Performance Index, Heat Removal System



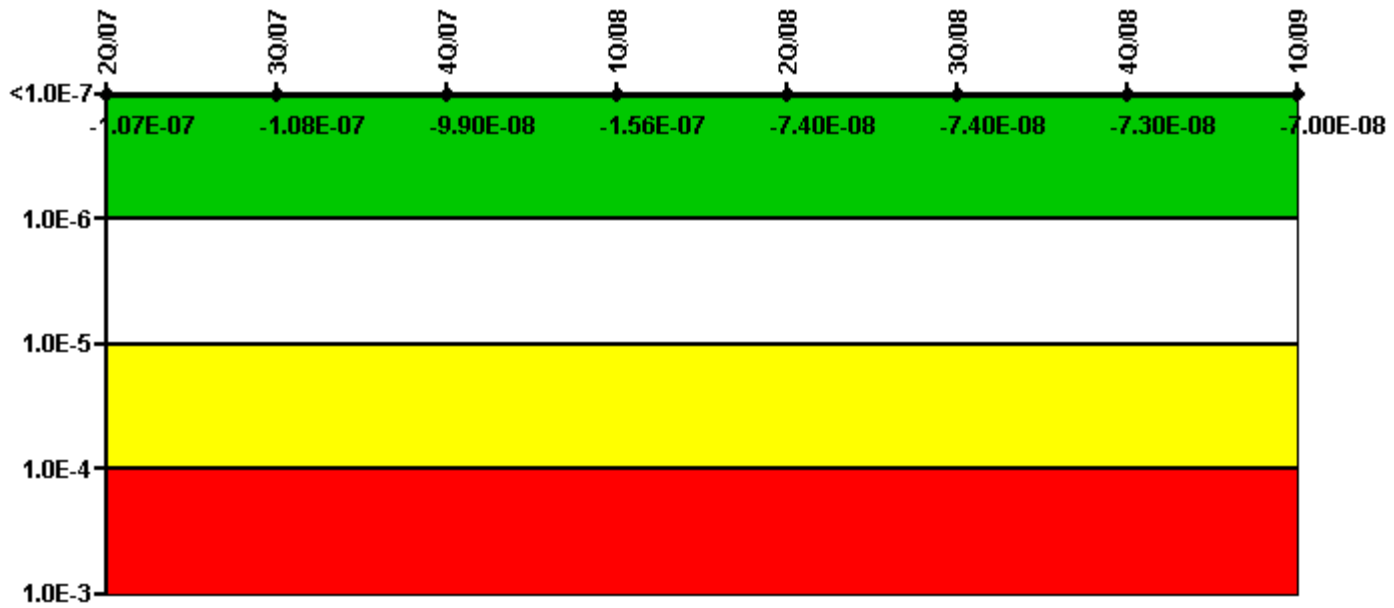
Thresholds: White > 1.00E-6 Yellow > 1.00E-5 Red > 1.00E-4

## Notes

Mitigating Systems Performance Index, Heat Removal System	2Q/07	3Q/07	4Q/07	1Q/08	2Q/08	3Q/08	4Q/08	1Q/09
UAI ( $\Delta$ CDF)	-8.00E-08	-8.30E-08	-8.30E-08	-8.30E-08	-4.70E-08	-4.70E-08	-4.70E-08	-4.70E-08
URI ( $\Delta$ CDF)	-2.50E-07	-3.00E-07	-2.90E-07	-2.90E-07	-2.30E-07	-2.20E-07	-2.20E-07	-2.20E-07
PLE	NO	NO	NO	NO	NO	NO	NO	NO
Indicator value	-3.30E-07	-3.83E-07	-3.73E-07	-3.73E-07	-2.77E-07	-2.67E-07	-2.67E-07	-2.67E-07

Licensee Comments: none

# Mitigating Systems Performance Index, Residual Heat Removal System



Thresholds: White > 1.00E-6 Yellow > 1.00E-5 Red > 1.00E-4

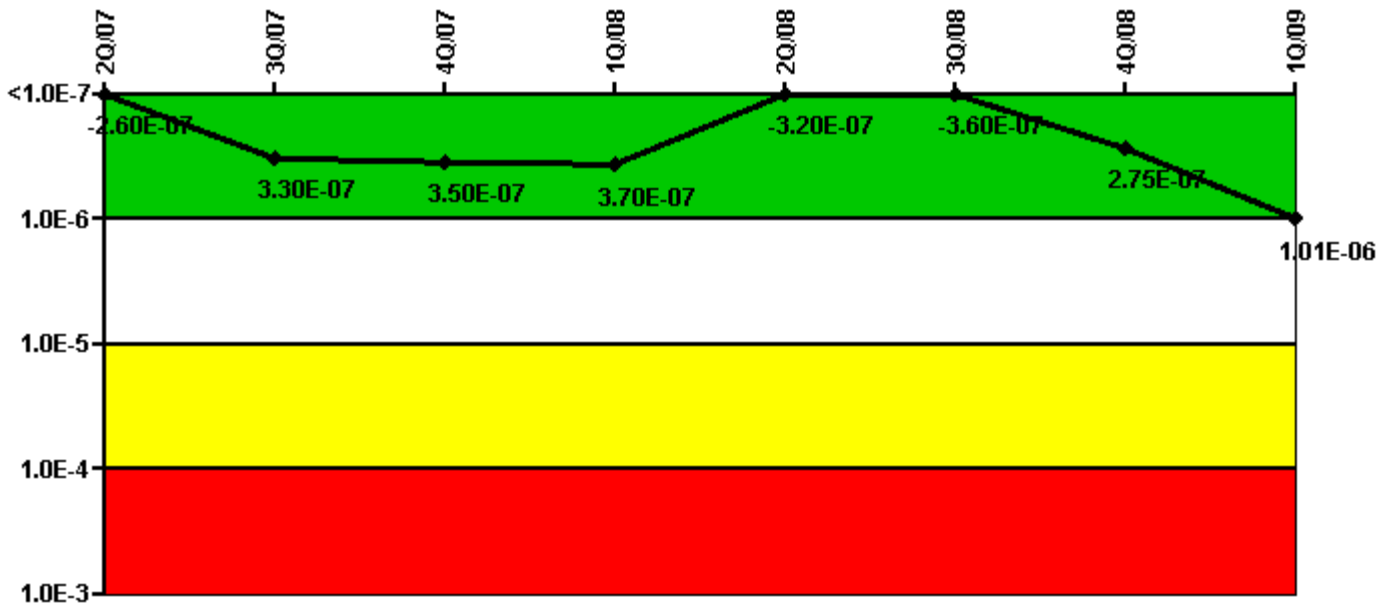
## Notes

Mitigating Systems Performance Index, Residual Heat Removal System	2Q/07	3Q/07	4Q/07	1Q/08	2Q/08	3Q/08	4Q/08	1Q/09
UAI ( $\Delta$ CDF)	1.30E-08	1.20E-08	1.10E-08	-3.60E-08	-1.50E-08	-1.60E-08	-1.60E-08	-1.60E-08
URI ( $\Delta$ CDF)	-1.20E-07	-1.20E-07	-1.10E-07	-1.20E-07	-5.90E-08	-5.80E-08	-5.70E-08	-5.40E-08
PLE	NO	NO	NO	NO	NO	NO	NO	NO
Indicator value	-1.07E-07	-1.08E-07	-9.90E-08	-1.56E-07	-7.40E-08	-7.40E-08	-7.30E-08	-7.00E-08

Licensee Comments: none



# Mitigating Systems Performance Index, Cooling Water Systems



Thresholds: White > 1.00E-6 Yellow > 1.00E-5 Red > 1.00E-4

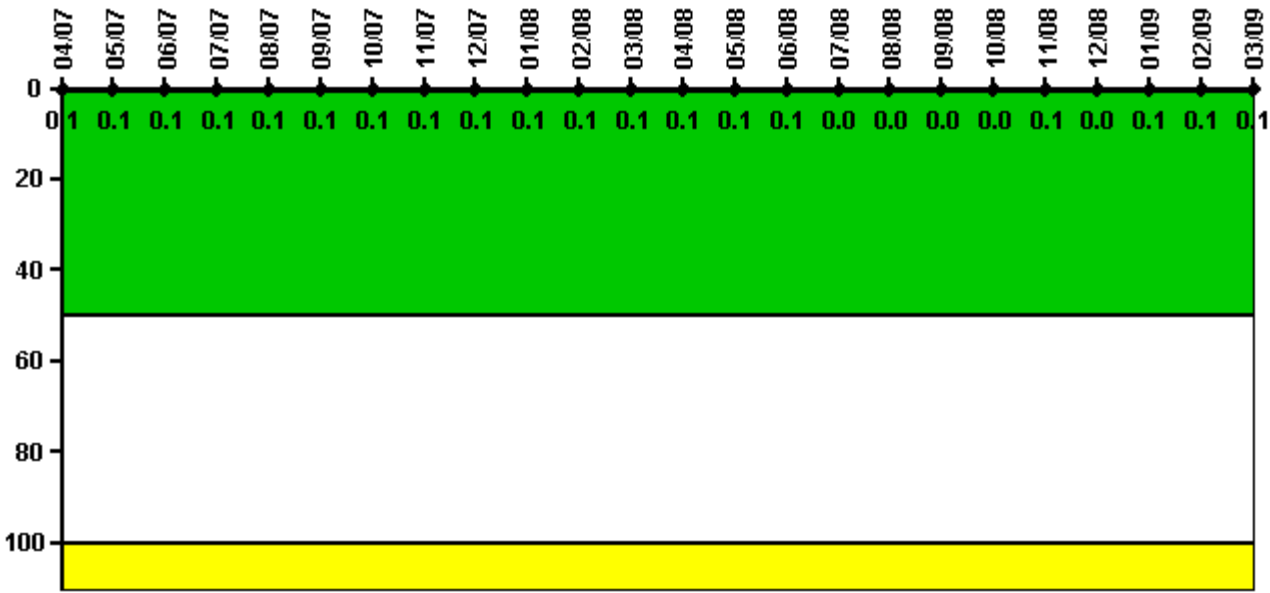
## Notes

Mitigating Systems Performance Index, Cooling Water Systems	2Q/07	3Q/07	4Q/07	1Q/08	2Q/08	3Q/08	4Q/08	1Q/09
UAI (ΔCDF)	8.40E-07	8.20E-07	8.40E-07	8.60E-07	-1.00E-07	-1.40E-07	-5.50E-08	1.30E-07
URI (ΔCDF)	-1.10E-06	-4.90E-07	-4.90E-07	-4.90E-07	-2.20E-07	-2.20E-07	3.30E-07	8.80E-07
PLE	NO	NO	NO	NO	NO	NO	NO	NO
Indicator value	-2.60E-07	3.30E-07	3.50E-07	3.70E-07	-3.20E-07	-3.60E-07	2.75E-07	1.01E-06

Licensee Comments:

2Q/08: Changed MSPI coefficients based on revisions to PRA and MSPI Basis Document, effective 2Q08.

## Reactor Coolant System Activity



Thresholds: White > 50.0 Yellow > 100.0

### Notes

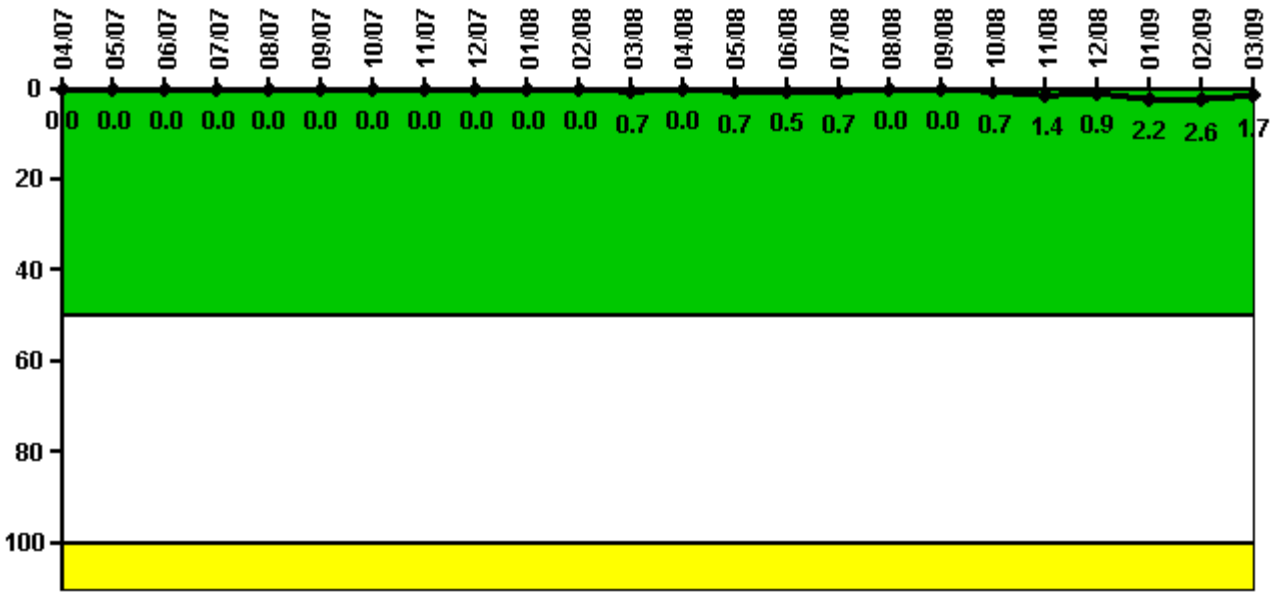
Reactor Coolant System Activity	4/07	5/07	6/07	7/07	8/07	9/07	10/07	11/07	12/07	1/08	2/08	3/08
Maximum activity	0.000862	0.001130	0.000906	0.000963	0.001030	0.001060	0.001075	0.001144	0.001109	0.001260	0.001320	0.001110
Technical specification limit	1.0	1.0	1.0	1.0	1.0	1.0	1.0	1.0	1.0	1.0	1.0	1.0
Indicator value	0.1	0.1	0.1	0.1	0.1	0.1	0.1	0.1	0.1	0.1	0.1	0.1

Reactor Coolant System Activity	4/08	5/08	6/08	7/08	8/08	9/08	10/08	11/08	12/08	1/09	2/09	3/09
Maximum activity	0.001110	0.001110	0.000549	0.000423	0.000441	0.000428	0.000401	0.000532	0.000457	0.000503	0.000726	0.000573
Technical specification limit	1.0	1.0	1.0	1.0	1.0	1.0	1.0	1.0	1.0	1.0	1.0	1.0
Indicator value	0.1	0.1	0.1	0	0	0	0	0.1	0	0.1	0.1	0.1

Licensee Comments: none

## Reactor Coolant System Leakage



Thresholds: White > 50.0 Yellow > 100.0

### Notes

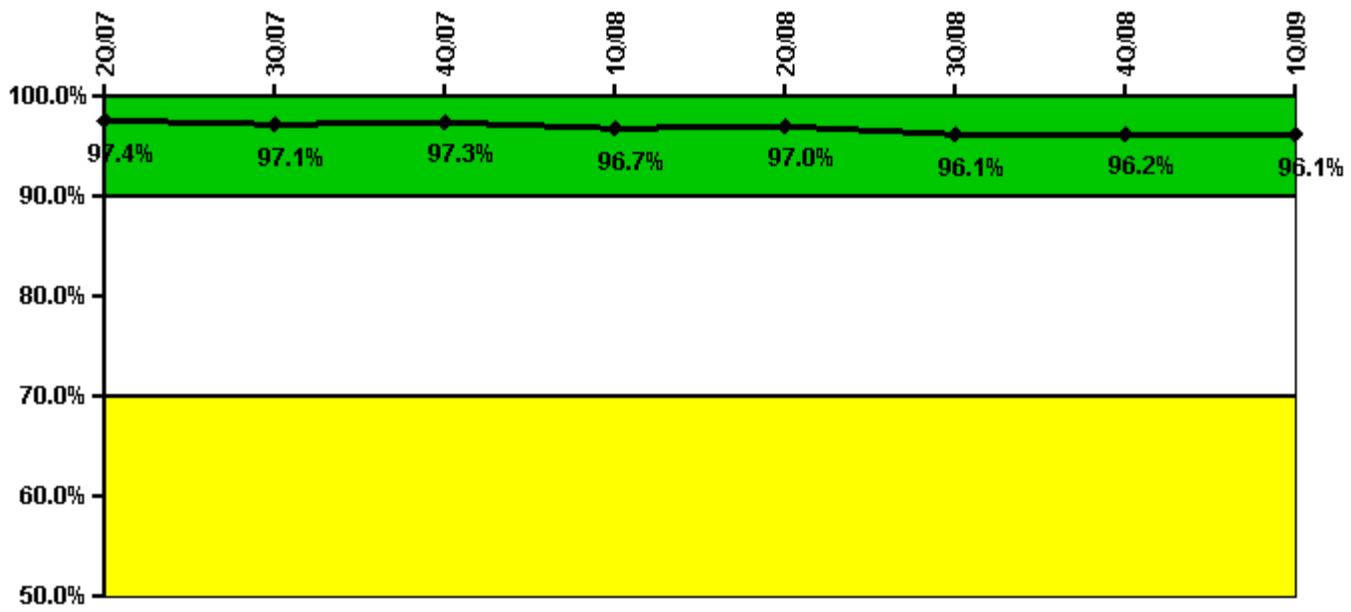
Reactor Coolant System Leakage	4/07	5/07	6/07	7/07	8/07	9/07	10/07	11/07	12/07	1/08	2/08	3/08
Maximum leakage	0	0	0	0	0	0	0	0	0	0	0	0.066
Technical specification limit	10.0	10.0	10.0	10.0	10.0	10.0	10.0	10.0	10.0	10.0	10.0	10.0
Indicator value	0	0	0	0	0	0	0	0	0	0	0	0.7

Reactor Coolant System Leakage	4/08	5/08	6/08	7/08	8/08	9/08	10/08	11/08	12/08	1/09	2/09	3/09
Maximum leakage	0	0.070	0.050	0.070	0	0	0.067	0.138	0.090	0.223	0.260	0.170
Technical specification limit	10.0	10.0	10.0	10.0	10.0	10.0	10.0	10.0	10.0	10.0	10.0	10.0
Indicator value	0	0.7	0.5	0.7	0	0	0.7	1.4	0.9	2.2	2.6	1.7

Licensee Comments: none

## Drill/Exercise Performance



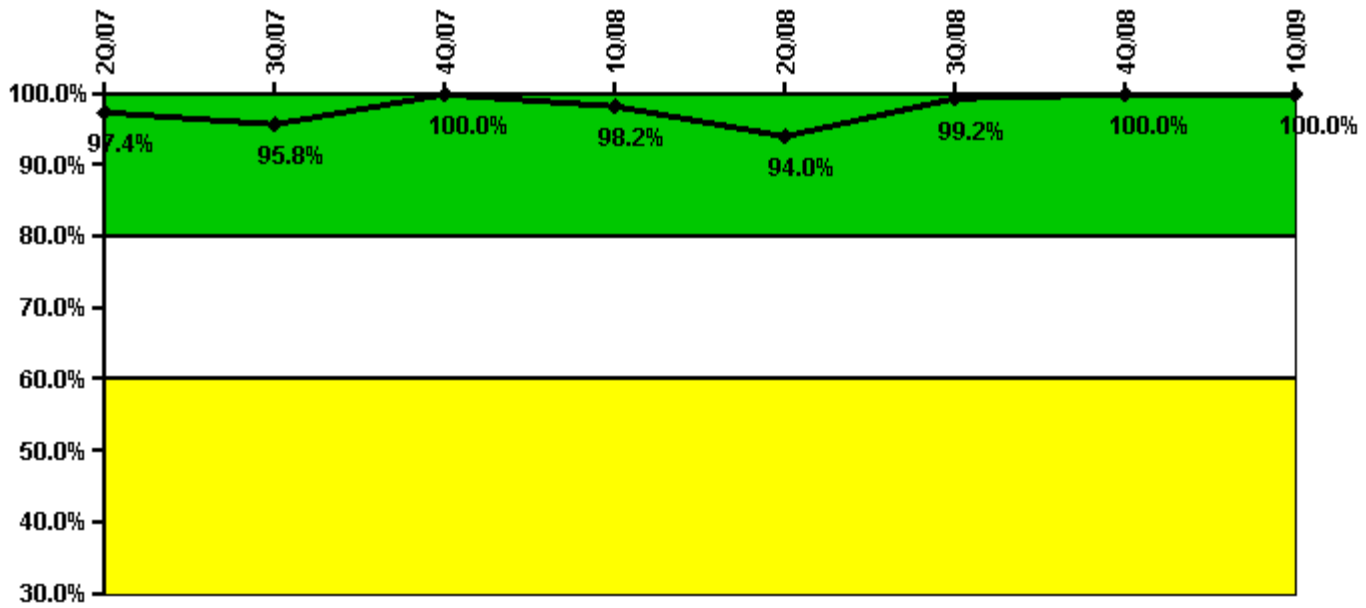
Thresholds: White < 90.0% Yellow < 70.0%

### Notes

Drill/Exercise Performance	2Q/07	3Q/07	4Q/07	1Q/08	2Q/08	3Q/08	4Q/08	1Q/09
Successful opportunities	20.0	50.0	56.0	32.0	35.0	65.0	72.0	35.0
Total opportunities	20.0	52.0	58.0	34.0	36.0	70.0	74.0	36.0
Indicator value	97.4%	97.1%	97.3%	96.7%	97.0%	96.1%	96.2%	96.1%

Licensee Comments: none

## ERO Drill Participation



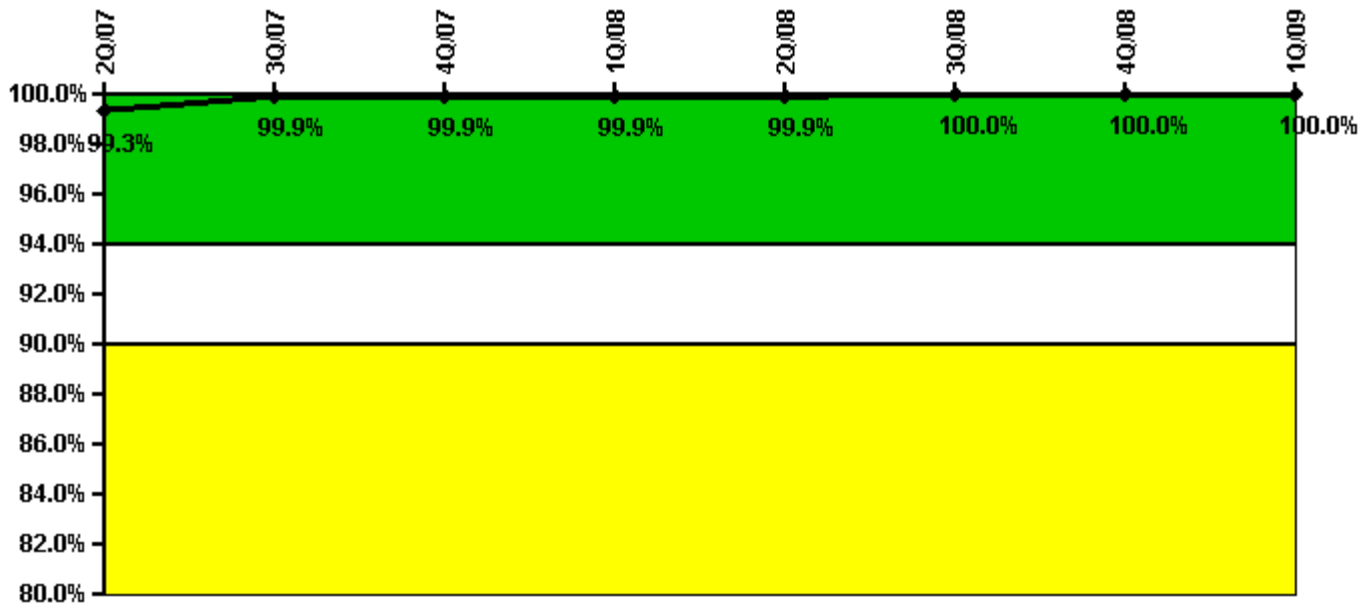
**Thresholds:** White < 80.0% Yellow < 60.0%

### Notes

ERO Drill Participation	2Q/07	3Q/07	4Q/07	1Q/08	2Q/08	3Q/08	4Q/08	1Q/09
Participating Key personnel	113.0	113.0	115.0	109.0	109.0	120.0	123.0	124.0
Total Key personnel	116.0	118.0	115.0	111.0	116.0	121.0	123.0	124.0
Indicator value	97.4%	95.8%	100.0%	98.2%	94.0%	99.2%	100.0%	100.0%

Licensee Comments: none

## Alert & Notification System



**Thresholds:** White < 94.0% Yellow < 90.0%

### Notes

Alert & Notification System	2Q/07	3Q/07	4Q/07	1Q/08	2Q/08	3Q/08	4Q/08	1Q/09
Successful siren-tests	497	496	497	497	497	497	497	497
Total sirens-tests	497	497	497	497	497	497	497	497
Indicator value	99.3%	99.9%	99.9%	99.9%	99.9%	100.0%	100.0%	100.0%

Licensee Comments: none

## Occupational Exposure Control Effectiveness



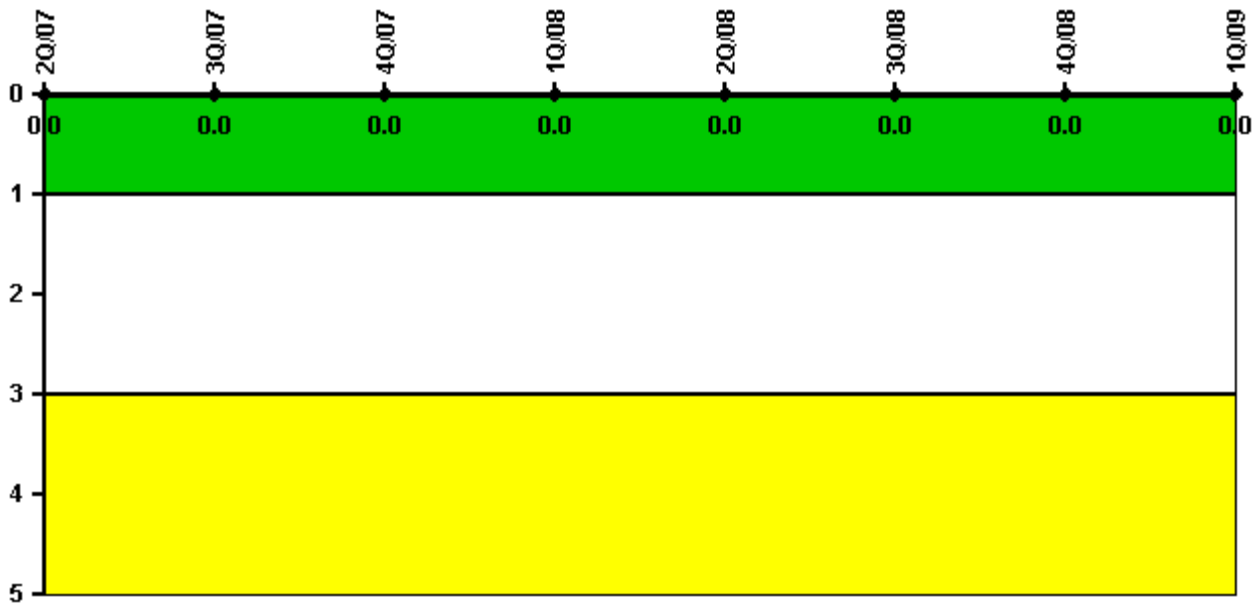
Thresholds: White > 2.0 Yellow > 5.0

### Notes

Occupational Exposure Control Effectiveness	2Q/07	3Q/07	4Q/07	1Q/08	2Q/08	3Q/08	4Q/08	1Q/09
High radiation area occurrences	0	0	0	0	0	0	0	0
Very high radiation area occurrences	0	0	0	0	0	0	0	0
Unintended exposure occurrences	0	0	0	0	0	0	0	0
Indicator value	0	0	0	0	0	0	0	0

Licensee Comments: none

## RETS/ODCM Radiological Effluent



Thresholds: White > 1.0 Yellow > 3.0

### Notes

RETS/ODCM Radiological Effluent	2Q/07	3Q/07	4Q/07	1Q/08	2Q/08	3Q/08	4Q/08	1Q/09
RETS/ODCM occurrences	0	0	0	0	0	0	0	0
Indicator value	0	0	0	0	0	0	0	0

Licensee Comments: none

[Security](#) information not publicly available.