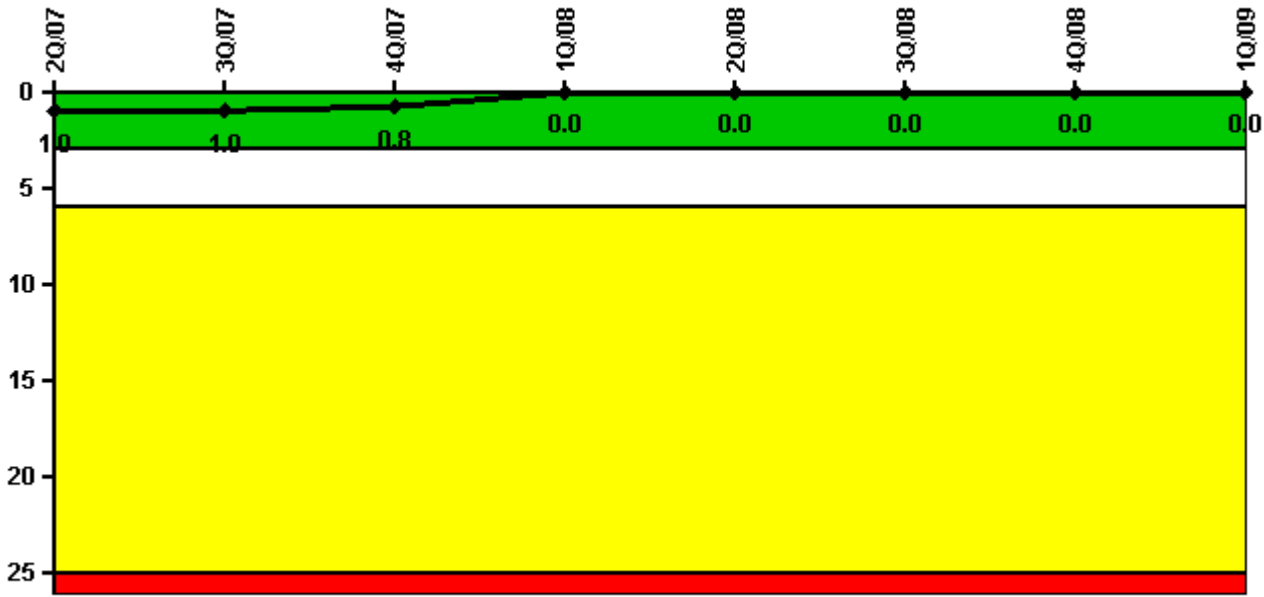


Ocone 1

1Q/2009 Performance Indicators

Licensee's General Comments: none

Unplanned Scrams per 7000 Critical Hrs



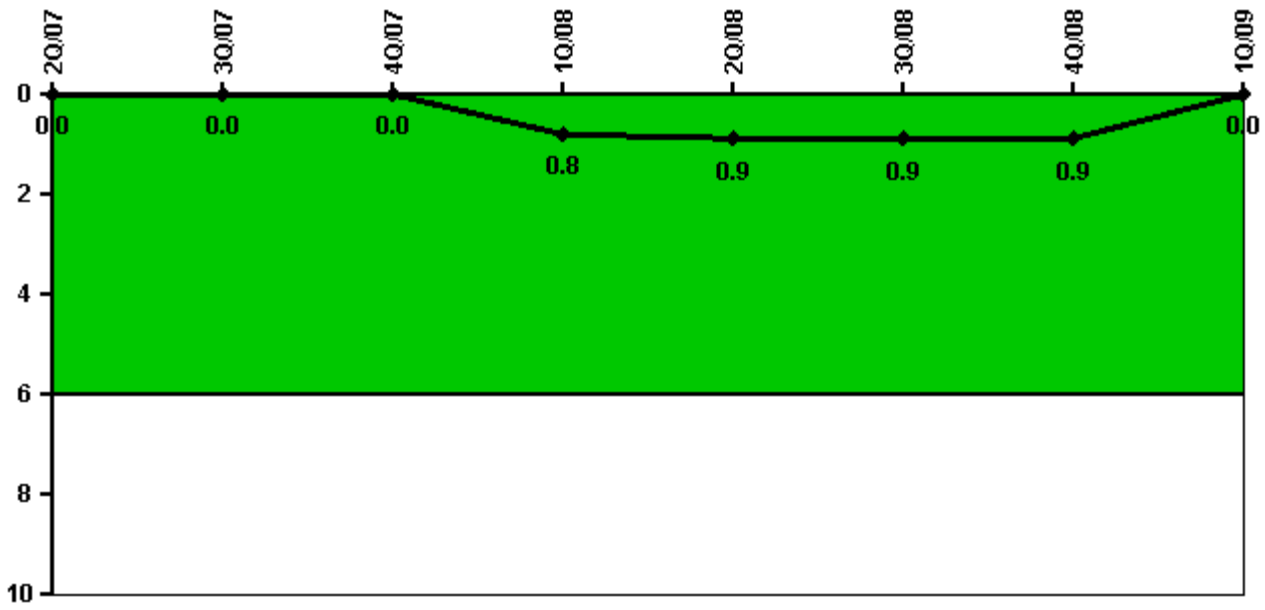
Thresholds: White > 3.0 Yellow > 6.0 Red > 25.0

Notes

Unplanned Scrams per 7000 Critical Hrs	2Q/07	3Q/07	4Q/07	1Q/08	2Q/08	3Q/08	4Q/08	1Q/09
Unplanned scrams	0	0	0	0	0	0	0	0
Critical hours	2184.0	2208.0	2209.0	2183.0	1003.2	2208.0	2209.0	2159.0
Indicator value	1.0	1.0	0.8	0	0	0	0	0

Licensee Comments: none

Unplanned Power Changes per 7000 Critical Hrs



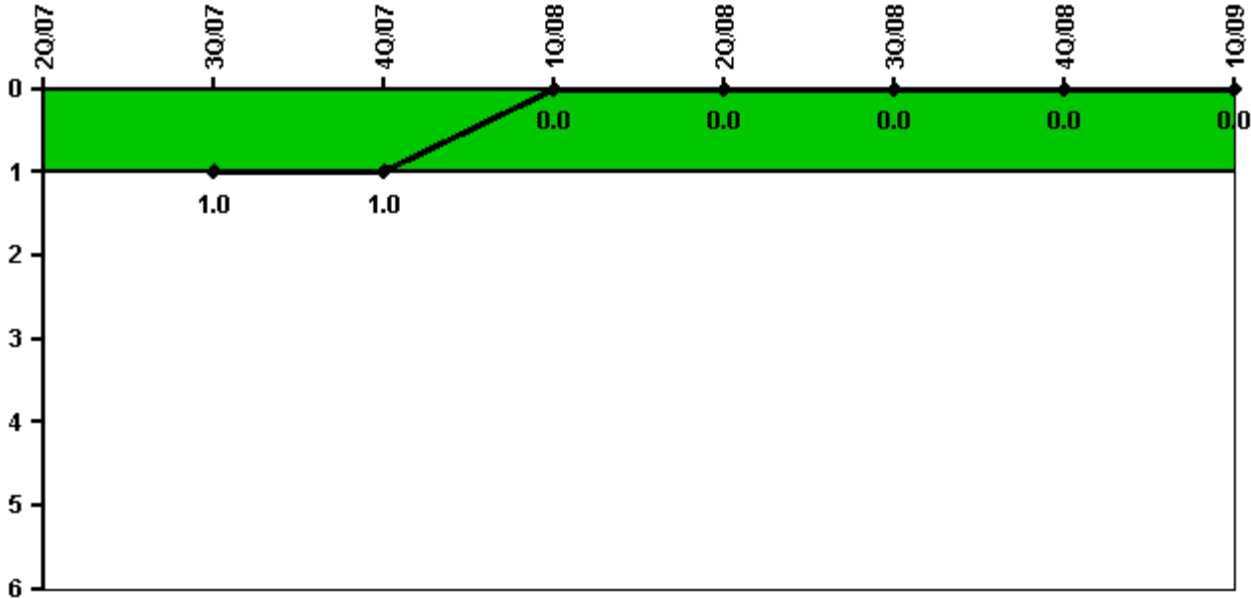
Thresholds: White > 6.0

Notes

Unplanned Power Changes per 7000 Critical Hrs	2Q/07	3Q/07	4Q/07	1Q/08	2Q/08	3Q/08	4Q/08	1Q/09
Unplanned power changes	0	0	0	1.0	0	0	0	0
Critical hours	2184.0	2208.0	2209.0	2183.0	1003.2	2208.0	2209.0	2159.0
Indicator value	0	0	0	0.8	0.9	0.9	0.9	0

Licensee Comments: none

Unplanned Scrams with Complications



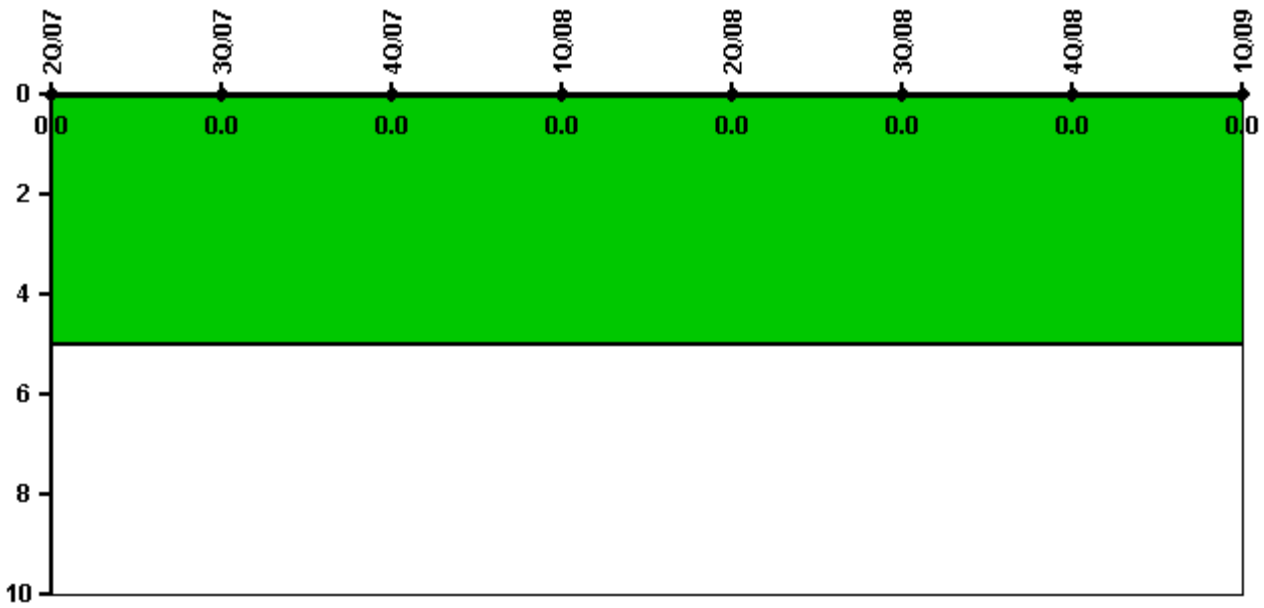
Thresholds: White > 1.0

Notes

Unplanned Scrams with Complications	2Q/07	3Q/07	4Q/07	1Q/08	2Q/08	3Q/08	4Q/08	1Q/09
Scrams with complications	0	0	0	0	0	0	0	0
Indicator value		1.0	1.0	0.0	0.0	0.0	0.0	0.0

Licensee Comments: none

Safety System Functional Failures (PWR)



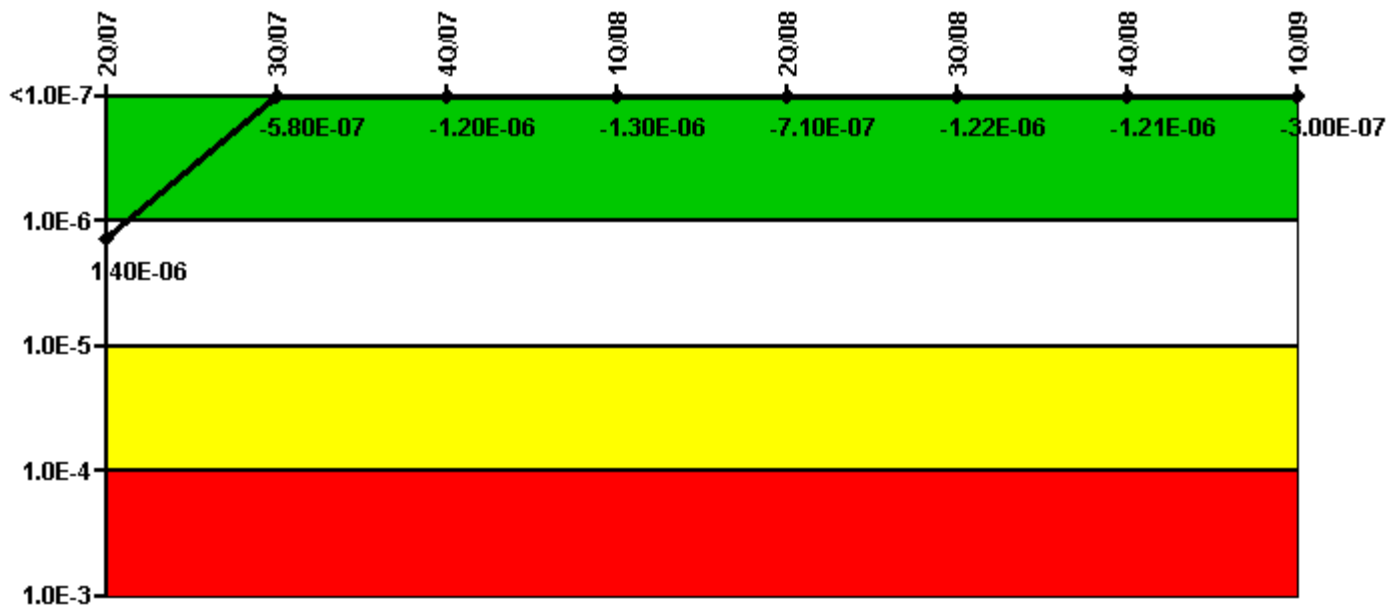
Thresholds: White > 5.0

Notes

Safety System Functional Failures (PWR)	2Q/07	3Q/07	4Q/07	1Q/08	2Q/08	3Q/08	4Q/08	1Q/09
Safety System Functional Failures	0	0	0	0	0	0	0	0
Indicator value	0	0	0	0	0	0	0	0

Licensee Comments: none

Mitigating Systems Performance Index, Emergency AC Power System



Thresholds: White > 1.00E-6 Yellow > 1.00E-5 Red > 1.00E-4

Notes

Mitigating Systems Performance Index, Emergency AC Power System	2Q/07	3Q/07	4Q/07	1Q/08	2Q/08	3Q/08	4Q/08	1Q/09
UAI (ΔCDF)	3.00E-06	6.20E-07	4.00E-07	9.90E-08	6.90E-07	7.80E-07	7.90E-07	1.70E-06
URI (ΔCDF)	-1.60E-06	-1.20E-06	-1.60E-06	-1.40E-06	-1.40E-06	-2.00E-06	-2.00E-06	-2.00E-06
PLE	NO	NO	NO	NO	NO	NO	NO	NO
Indicator value	1.40E-06	-5.80E-07	-1.20E-06	-1.30E-06	-7.10E-07	-1.22E-06	-1.21E-06	-3.00E-07

Licensee Comments:


1Q/09: Changed PRA Parameter(s).

4Q/08: Changed PRA Parameter(s).

3Q/08: Changed PRA Parameter(s). Oconee Problem Identification Process (PIP) 08-05623 identified that the MSPI baseline for Emergency AC Power (EAP) was not revised in 2Q2008 to subtract hours included from a previous refurbishment outage. By not removing these refurbishment hours, the EAP MSPI results reported for 2Q2008 and 3Q2008 are non-conservative pending the CDE software changes to allow revisions to current and past quarters. The baseline is corrected for 4Q2008. The Oconee Emergency AC Power Units remain Green with adequate margin to White.

2Q/08: Changed PRA Parameter(s).

Mitigating Systems Performance Index, High Pressure Injection System



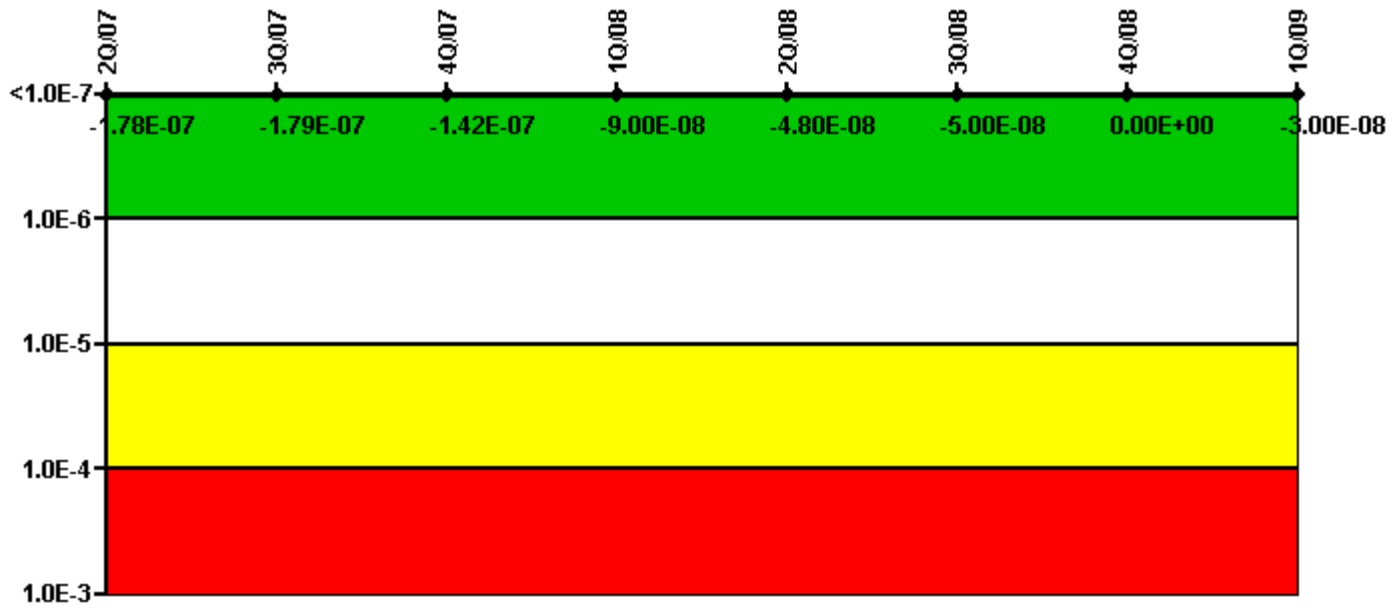
Thresholds: White > 1.00E-6 Yellow > 1.00E-5 Red > 1.00E-4

Notes

Mitigating Systems Performance Index, High Pressure Injection System	2Q/07	3Q/07	4Q/07	1Q/08	2Q/08	3Q/08	4Q/08	1Q/09
UAI (ΔCDF)	-5.10E-08	-5.20E-08	-5.30E-08	-5.40E-08	-5.40E-08	-4.80E-08	-4.80E-08	-2.60E-08
URI (ΔCDF)	-1.70E-07	-1.70E-07	-1.70E-07	-1.70E-07	-1.70E-07	-7.30E-08	-7.30E-08	2.50E-07
PLE	NO	NO	NO	NO	NO	NO	NO	NO
Indicator value	-2.21E-07	-2.22E-07	-2.23E-07	-2.24E-07	-2.24E-07	-1.21E-07	-1.21E-07	2.24E-07

Licensee Comments: none

Mitigating Systems Performance Index, Heat Removal System



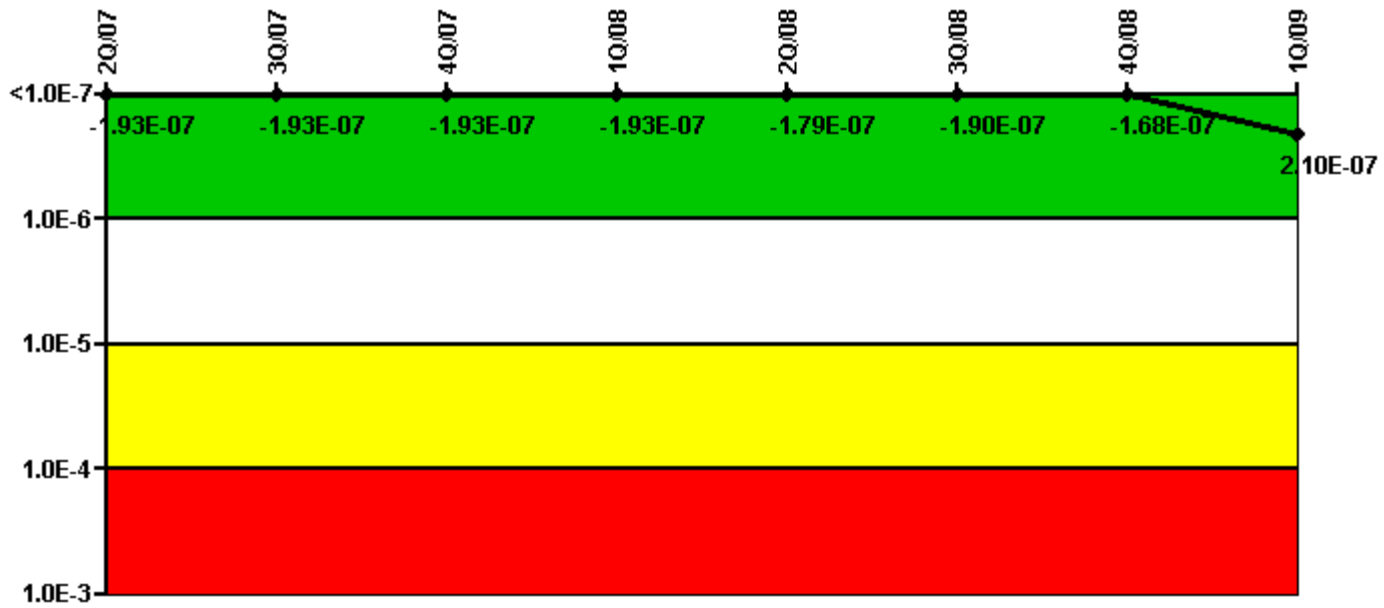
Thresholds: White > 1.00E-6 Yellow > 1.00E-5 Red > 1.00E-4

Notes

Mitigating Systems Performance Index, Heat Removal System	2Q/07	3Q/07	4Q/07	1Q/08	2Q/08	3Q/08	4Q/08	1Q/09
UAI (Δ CDF)	-5.80E-08	-5.90E-08	-2.20E-08	3.00E-08	7.20E-08	1.20E-07	1.70E-07	1.40E-07
URI (Δ CDF)	-1.20E-07	-1.20E-07	-1.20E-07	-1.20E-07	-1.20E-07	-1.70E-07	-1.70E-07	-1.70E-07
PLE	NO	NO	NO	NO	NO	NO	NO	NO
Indicator value	-1.78E-07	-1.79E-07	-1.42E-07	-9.00E-08	-4.80E-08	-5.00E-08	0.00E+00	-3.00E-08

Licensee Comments: none

Mitigating Systems Performance Index, Residual Heat Removal System



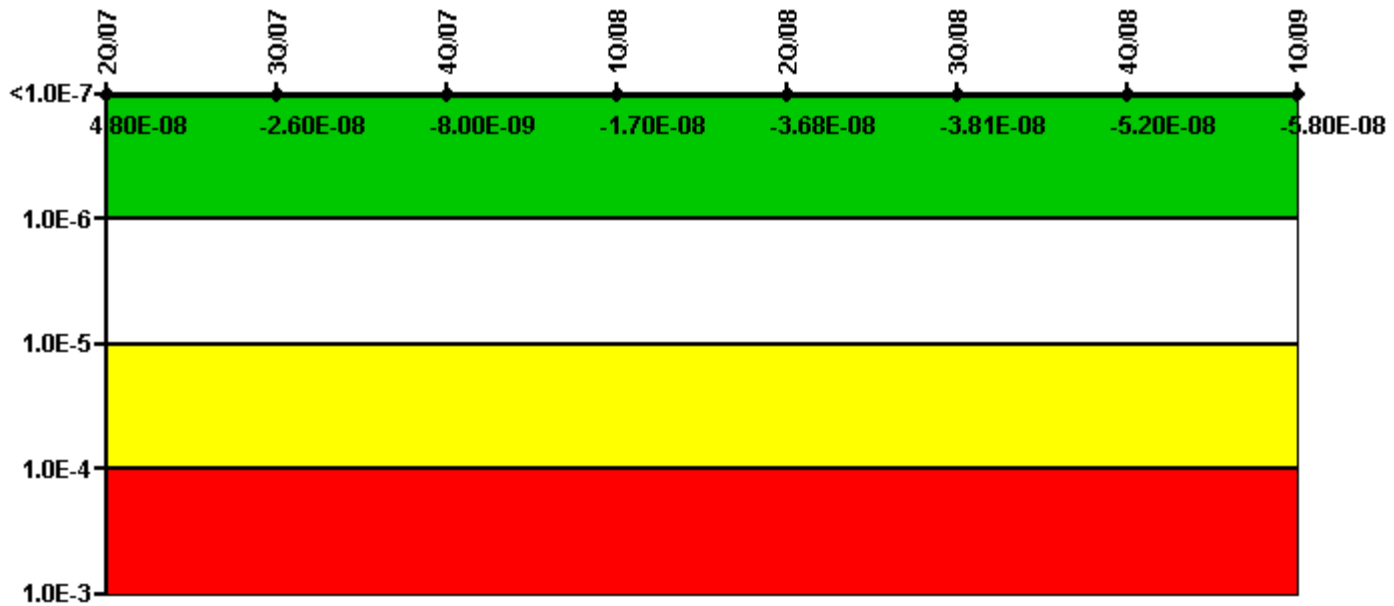
Thresholds: White > 1.00E-6 Yellow > 1.00E-5 Red > 1.00E-4

Notes

Mitigating Systems Performance Index, Residual Heat Removal System	2Q/07	3Q/07	4Q/07	1Q/08	2Q/08	3Q/08	4Q/08	1Q/09
UAI (Δ CDF)	-6.30E-08	-6.30E-08	-6.30E-08	-6.30E-08	-4.90E-08	-6.00E-08	-3.80E-08	3.40E-07
URI (Δ CDF)	-1.30E-07	-1.30E-07	-1.30E-07	-1.30E-07	-1.30E-07	-1.30E-07	-1.30E-07	-1.30E-07
PLE	NO	NO	NO	NO	NO	NO	NO	NO
Indicator value	-1.93E-07	-1.93E-07	-1.93E-07	-1.93E-07	-1.79E-07	-1.90E-07	-1.68E-07	2.10E-07

Licensee Comments: none

Mitigating Systems Performance Index, Cooling Water Systems



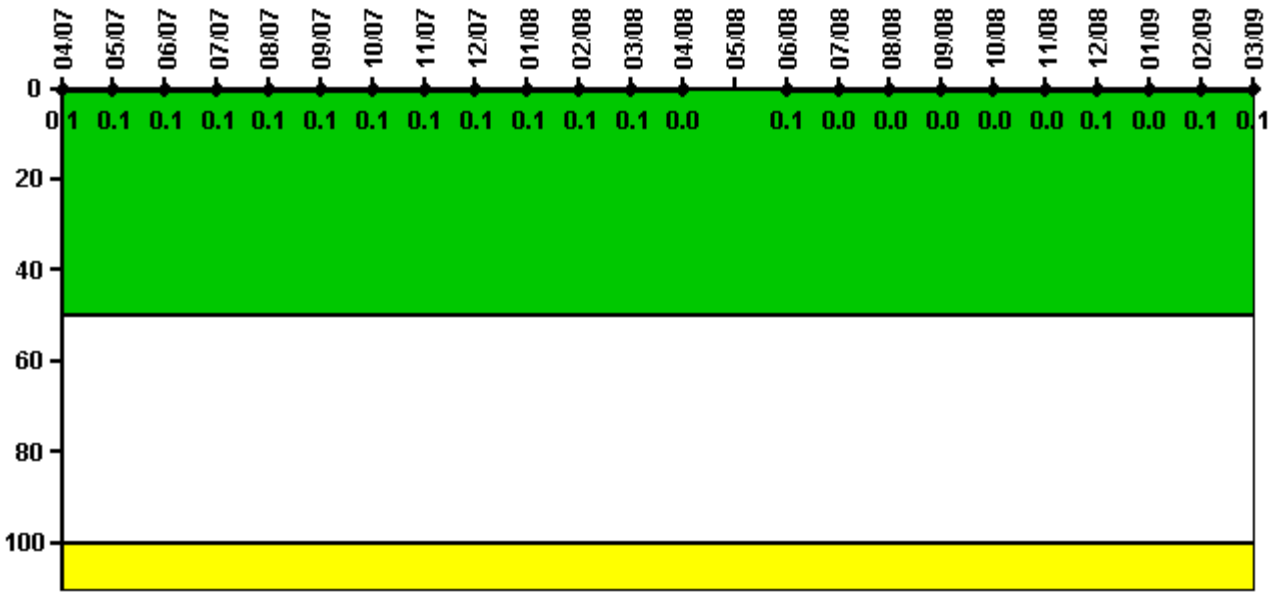
Thresholds: White > 1.00E-6 Yellow > 1.00E-5 Red > 1.00E-4

Notes

Mitigating Systems Performance Index, Cooling Water Systems	2Q/07	3Q/07	4Q/07	1Q/08	2Q/08	3Q/08	4Q/08	1Q/09
UAI (Δ CDF)	9.00E-08	1.60E-08	3.40E-08	2.50E-08	5.20E-09	3.90E-09	-1.00E-08	-1.60E-08
URI (Δ CDF)	-4.20E-08	-4.20E-08	-4.20E-08	-4.20E-08	-4.20E-08	-4.20E-08	-4.20E-08	-4.20E-08
PLE	NO	NO	NO	NO	NO	NO	NO	NO
Indicator value	4.80E-08	-2.60E-08	-8.00E-09	-1.70E-08	-3.68E-08	-3.81E-08	-5.20E-08	-5.80E-08

Licensee Comments: none

Reactor Coolant System Activity



Thresholds: White > 50.0 Yellow > 100.0

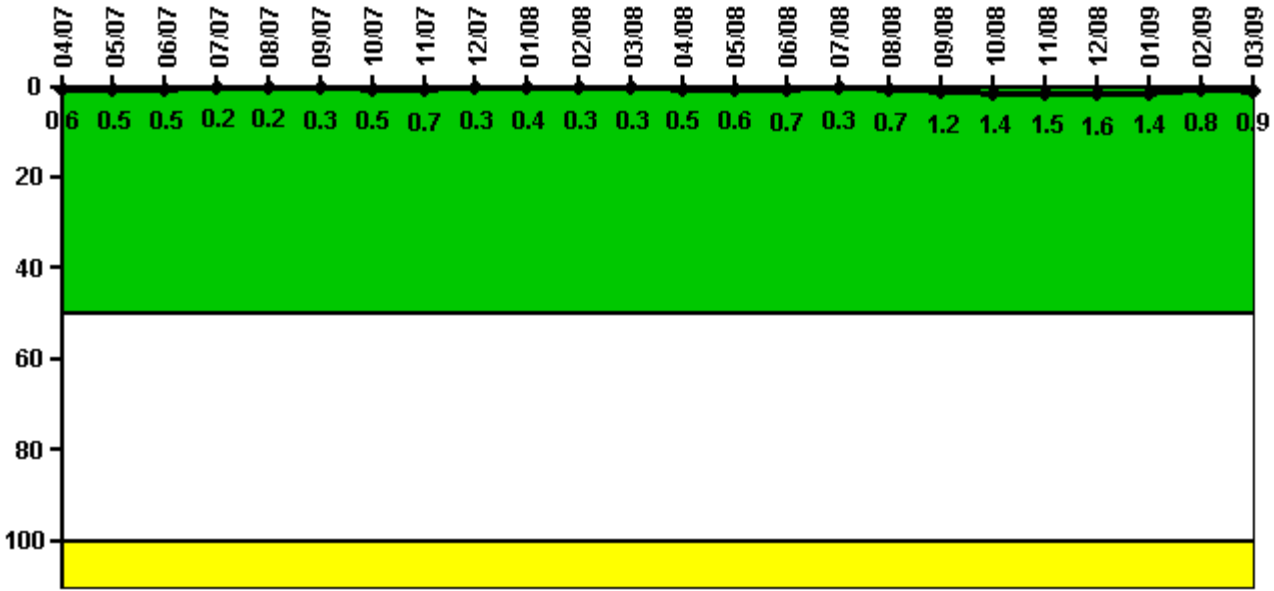
Notes

Reactor Coolant System Activity	4/07	5/07	6/07	7/07	8/07	9/07	10/07	11/07	12/07	1/08	2/08	3/08
Maximum activity	0.000550	0.000620	0.000578	0.000624	0.000803	0.000676	0.000779	0.000648	0.000669	0.000678	0.000700	0.000567
Technical specification limit	1.0	1.0	1.0	1.0	1.0	1.0	1.0	1.0	1.0	1.0	1.0	1.0
Indicator value	0.1	0.1	0.1	0.1	0.1	0.1	0.1	0.1	0.1	0.1	0.1	0.1

Reactor Coolant System Activity	4/08	5/08	6/08	7/08	8/08	9/08	10/08	11/08	12/08	1/09	2/09	3/09
Maximum activity	0.000406	N/A	0.000556	0.000279	0.000291	0.000302	0.000364	0.000407	0.000523	0.000412	0.000503	0.000503
Technical specification limit	1.0	1.0	1.0	1.0	1.0	1.0	1.0	1.0	1.0	1.0	1.0	1.0
Indicator value	0	N/A	0.1	0	0	0	0	0	0.1	0	0.1	0.1

Licensee Comments: none

Reactor Coolant System Leakage



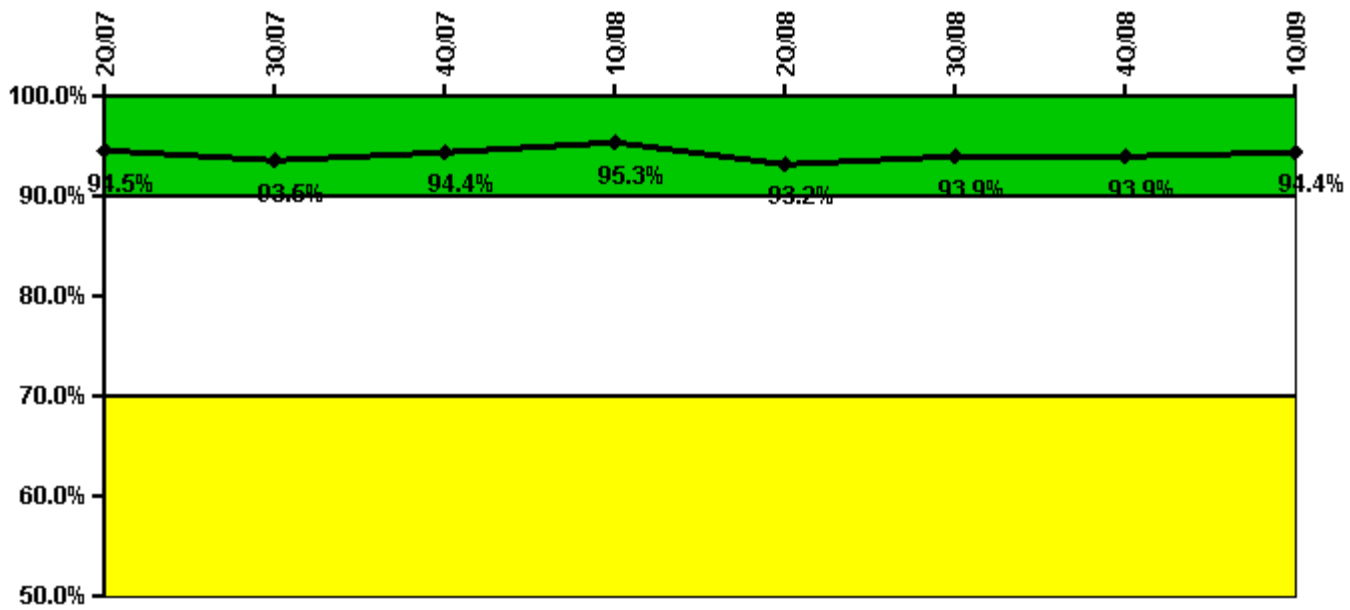
Thresholds: White > 50.0 Yellow > 100.0

Notes

Reactor Coolant System Leakage	4/07	5/07	6/07	7/07	8/07	9/07	10/07	11/07	12/07	1/08	2/08	3/08
Maximum leakage	0.064	0.051	0.046	0.020	0.024	0.027	0.047	0.068	0.028	0.040	0.033	0.034
Technical specification limit	10.0	10.0	10.0	10.0	10.0	10.0	10.0	10.0	10.0	10.0	10.0	10.0
Indicator value	0.6	0.5	0.5	0.2	0.2	0.3	0.5	0.7	0.3	0.4	0.3	0.3
Reactor Coolant System Leakage	4/08	5/08	6/08	7/08	8/08	9/08	10/08	11/08	12/08	1/09	2/09	3/09
Maximum leakage	0.049	0.057	0.074	0.029	0.070	0.116	0.139	0.146	0.157	0.143	0.077	0.092
Technical specification limit	10.0	10.0	10.0	10.0	10.0	10.0	10.0	10.0	10.0	10.0	10.0	10.0
Indicator value	0.5	0.6	0.7	0.3	0.7	1.2	1.4	1.5	1.6	1.4	0.8	0.9

Licensee Comments: none

Drill/Exercise Performance



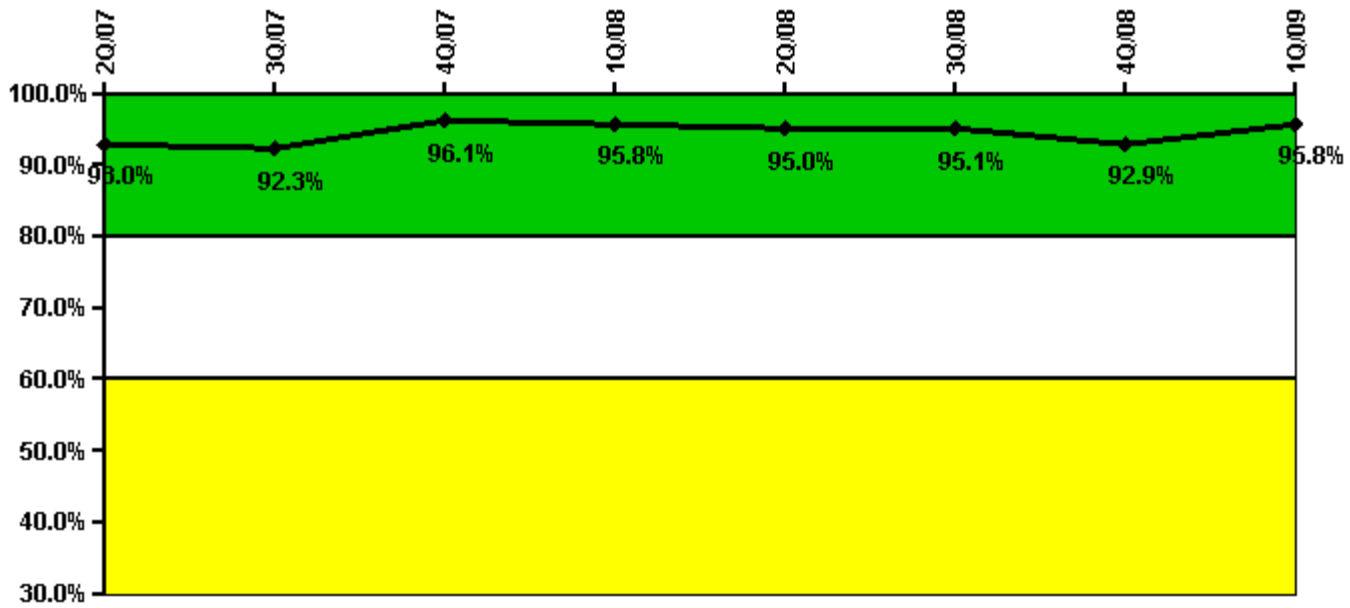
Thresholds: White < 90.0% Yellow < 70.0%

Notes

Drill/Exercise Performance	2Q/07	3Q/07	4Q/07	1Q/08	2Q/08	3Q/08	4Q/08	1Q/09
Successful opportunities	29.0	26.0	26.0	71.0	18.0	31.0	8.0	43.0
Total opportunities	29.0	28.0	26.0	75.0	23.0	34.0	8.0	44.0
Indicator value	94.5%	93.5%	94.4%	95.3%	93.2%	93.9%	93.9%	94.4%

Licensee Comments: none

ERO Drill Participation



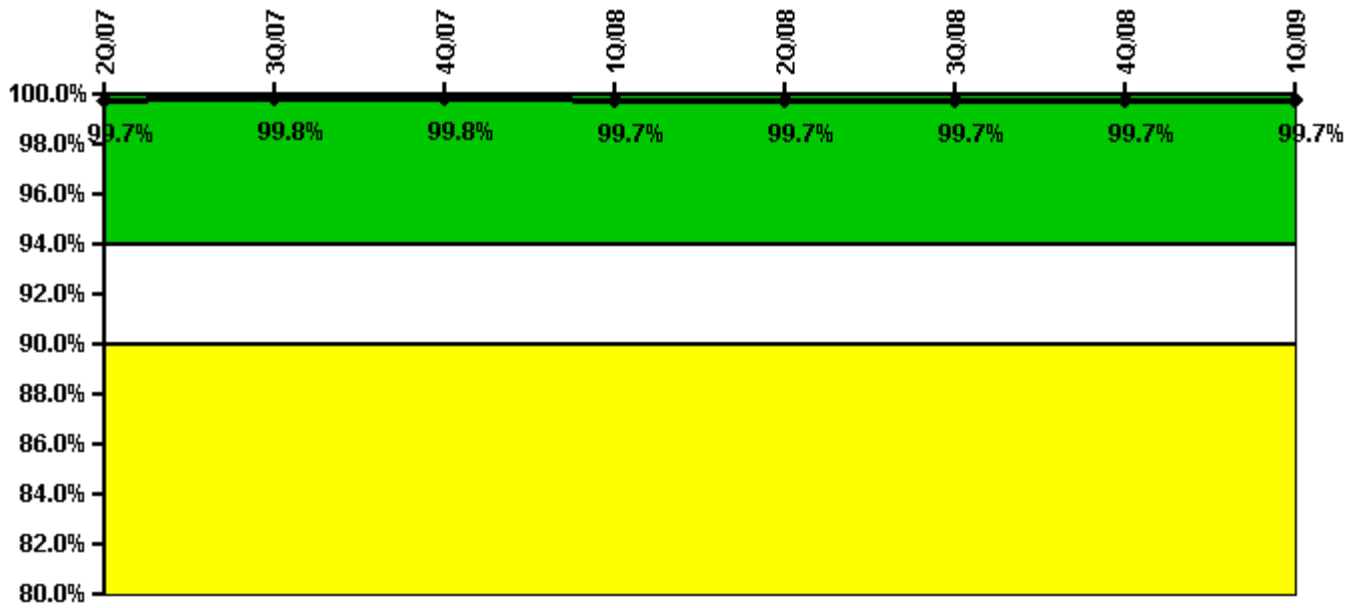
Thresholds: White < 80.0% Yellow < 60.0%

Notes

ERO Drill Participation	2Q/07	3Q/07	4Q/07	1Q/08	2Q/08	3Q/08	4Q/08	1Q/09
Participating Key personnel	159.0	156.0	147.0	136.0	134.0	137.0	130.0	136.0
Total Key personnel	171.0	169.0	153.0	142.0	141.0	144.0	140.0	142.0
Indicator value	93.0%	92.3%	96.1%	95.8%	95.0%	95.1%	92.9%	95.8%

Licensee Comments: none

Alert & Notification System



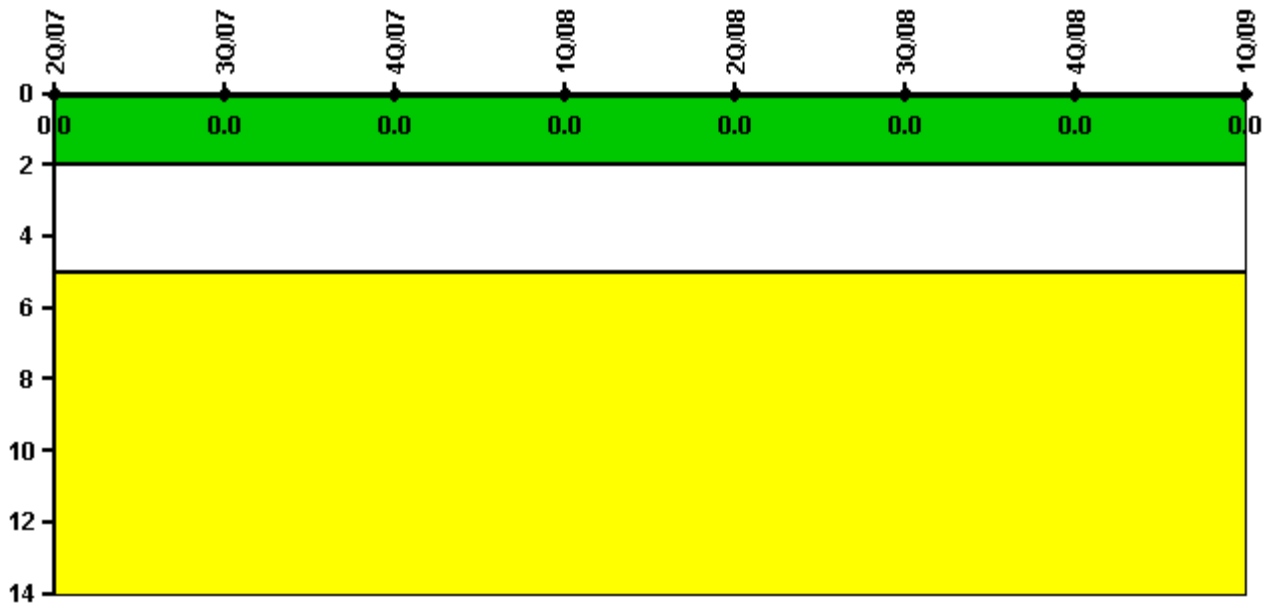
Thresholds: White < 94.0% Yellow < 90.0%

Notes

Alert & Notification System	2Q/07	3Q/07	4Q/07	1Q/08	2Q/08	3Q/08	4Q/08	1Q/09
Successful siren-tests	1748	1753	1623	1811	1619	1622	1685	1748
Total sirens-tests	1755	1755	1625	1820	1625	1625	1690	1755
Indicator value	99.7%	99.8%	99.8%	99.7%	99.7%	99.7%	99.7%	99.7%

Licensee Comments: none

Occupational Exposure Control Effectiveness



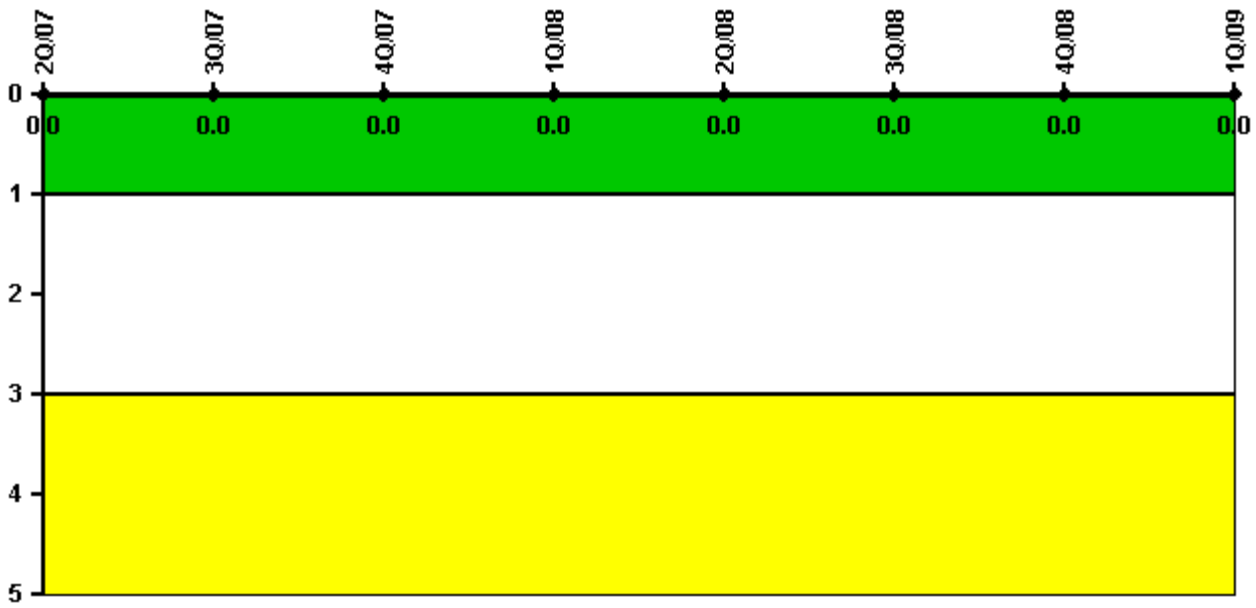
Thresholds: White > 2.0 Yellow > 5.0

Notes

Occupational Exposure Control Effectiveness	2Q/07	3Q/07	4Q/07	1Q/08	2Q/08	3Q/08	4Q/08	1Q/09
High radiation area occurrences	0	0	0	0	0	0	0	0
Very high radiation area occurrences	0	0	0	0	0	0	0	0
Unintended exposure occurrences	0	0	0	0	0	0	0	0
Indicator value	0	0	0	0	0	0	0	0

Licensee Comments: none

RETS/ODCM Radiological Effluent



Thresholds: White > 1.0 Yellow > 3.0

Notes

RETS/ODCM Radiological Effluent	2Q/07	3Q/07	4Q/07	1Q/08	2Q/08	3Q/08	4Q/08	1Q/09
RETS/ODCM occurrences	0	0	0	0	0	0	0	0
Indicator value	0	0	0	0	0	0	0	0

Licensee Comments: none

[Security](#) information not publicly available.