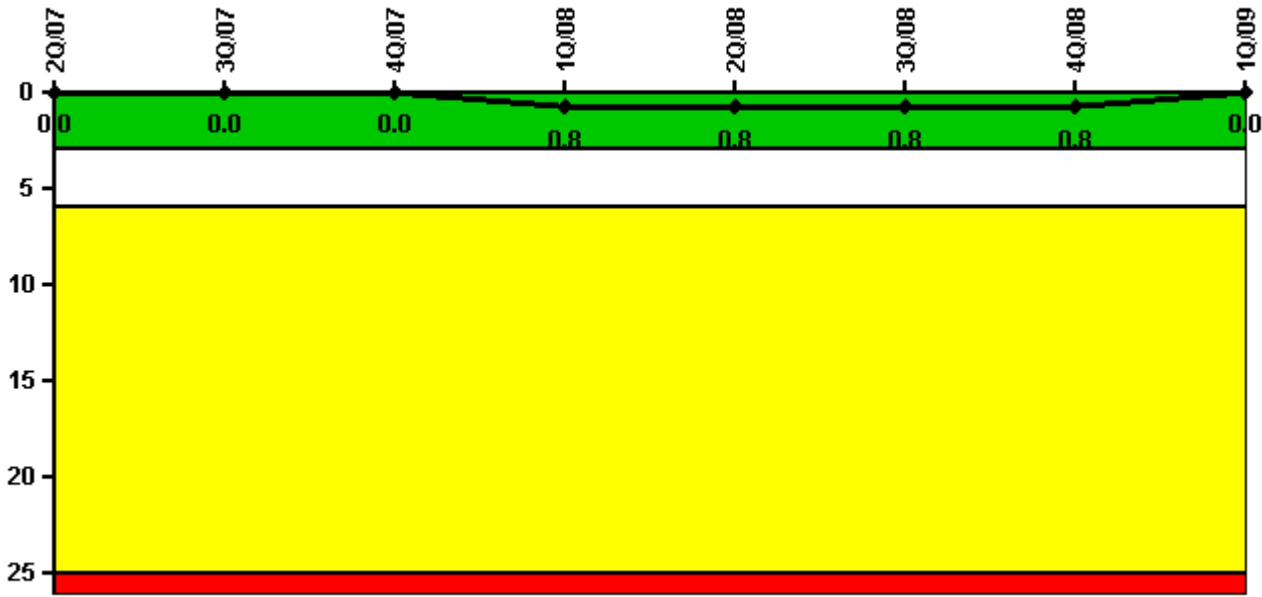


# Limerick 1

## 1Q/2009 Performance Indicators

Licensee's General Comments: none

### Unplanned Scrams per 7000 Critical Hrs



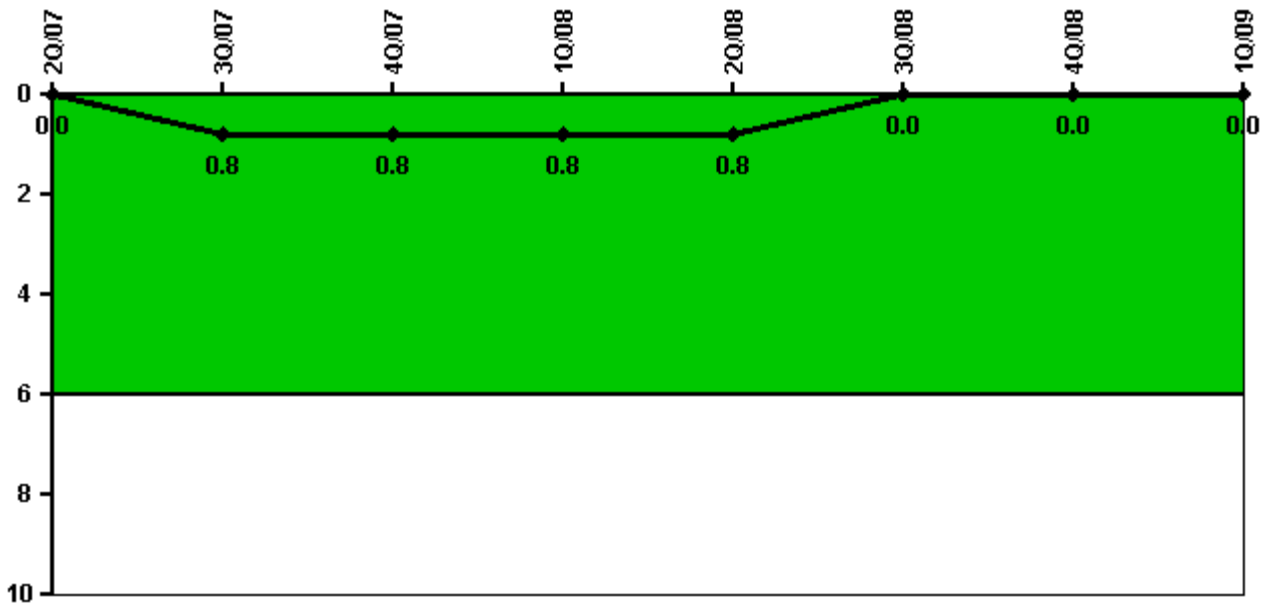
Thresholds: White > 3.0 Yellow > 6.0 Red > 25.0

### Notes

Unplanned Scrams per 7000 Critical Hrs	2Q/07	3Q/07	4Q/07	1Q/08	2Q/08	3Q/08	4Q/08	1Q/09
Unplanned scrams	0	0	0	1.0	0	0	0	0
Critical hours	2184.0	2208.0	2209.0	1693.6	2184.0	2208.0	2209.0	2159.0
Indicator value	0	0	0	0.8	0.8	0.8	0.8	0

Licensee Comments: none

## Unplanned Power Changes per 7000 Critical Hrs



Thresholds: White > 6.0

### Notes

Unplanned Power Changes per 7000 Critical Hrs	2Q/07	3Q/07	4Q/07	1Q/08	2Q/08	3Q/08	4Q/08	1Q/09
Unplanned power changes	0	1.0	0	0	0	0	0	0
Critical hours	2184.0	2208.0	2209.0	1693.6	2184.0	2208.0	2209.0	2159.0
Indicator value	0	0.8	0.8	0.8	0.8	0	0	0

Licensee Comments: none

# Unplanned Scrams with Complications



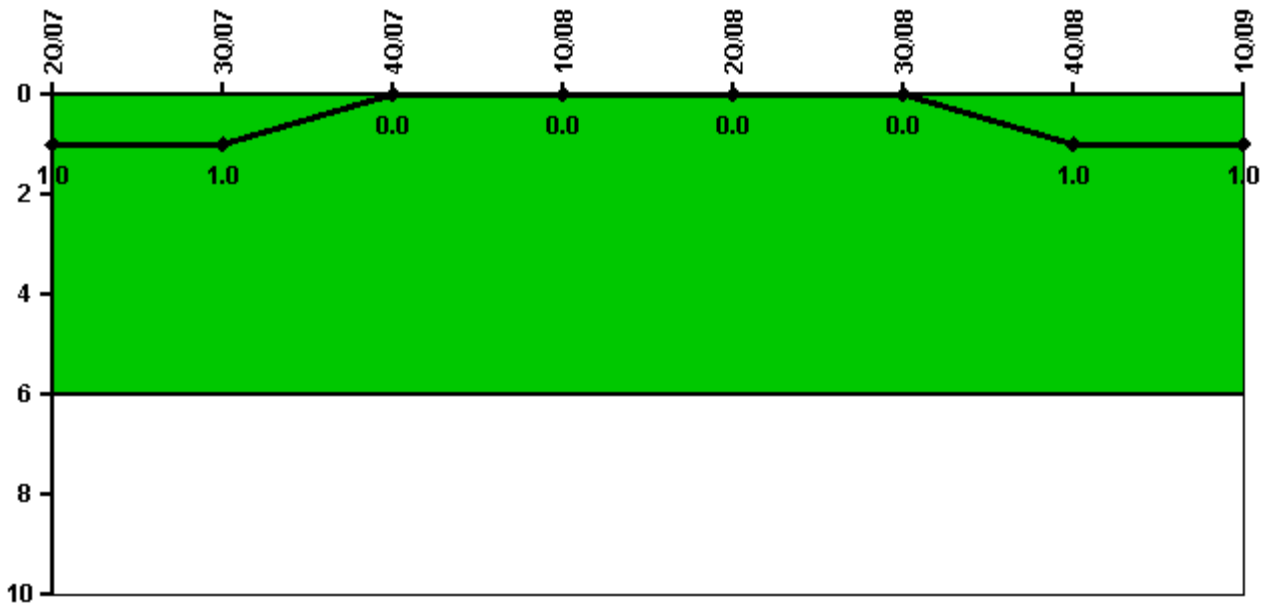
Thresholds: White > 1.0

**Notes**

Unplanned Scrams with Complications	2Q/07	3Q/07	4Q/07	1Q/08	2Q/08	3Q/08	4Q/08	1Q/09
Scrams with complications	0	0	0	0	0	0	0	0
Indicator value		0.0	0.0	0.0	0.0	0.0	0.0	0.0

Licensee Comments: none

## Safety System Functional Failures (BWR)



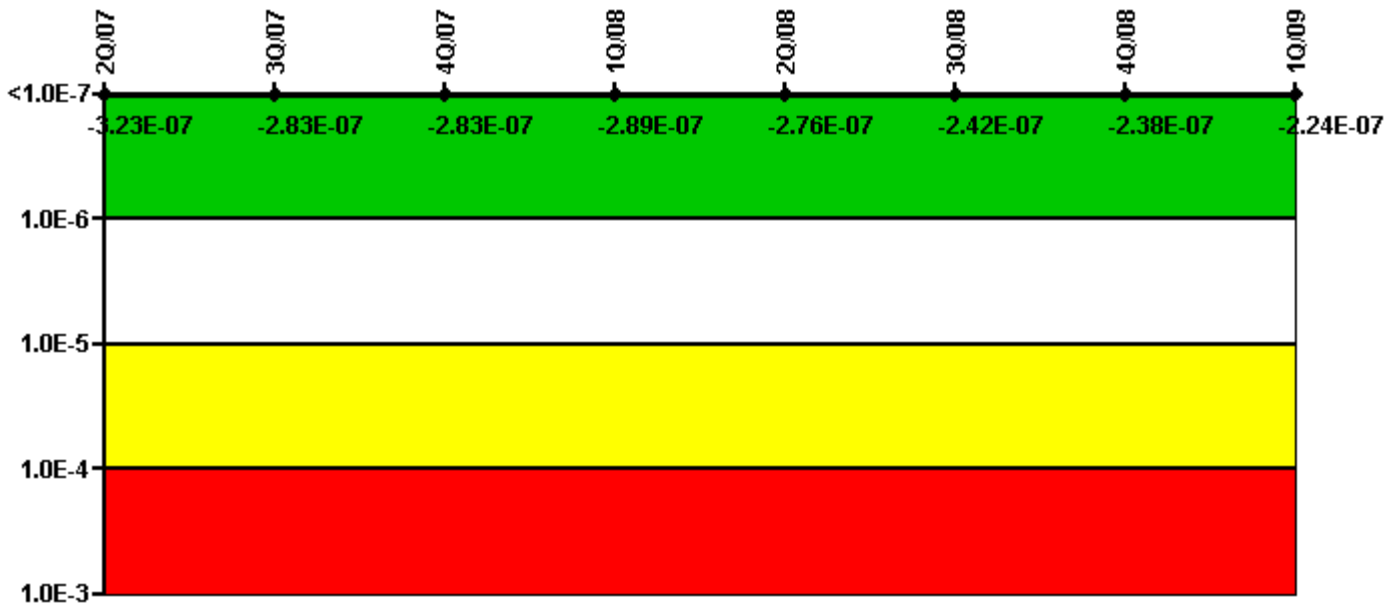
Thresholds: White > 6.0

### Notes

Safety System Functional Failures (BWR)	2Q/07	3Q/07	4Q/07	1Q/08	2Q/08	3Q/08	4Q/08	1Q/09
Safety System Functional Failures	0	0	0	0	0	0	1	0
Indicator value	1	1	0	0	0	0	1	1

Licensee Comments: none

# Mitigating Systems Performance Index, Emergency AC Power System



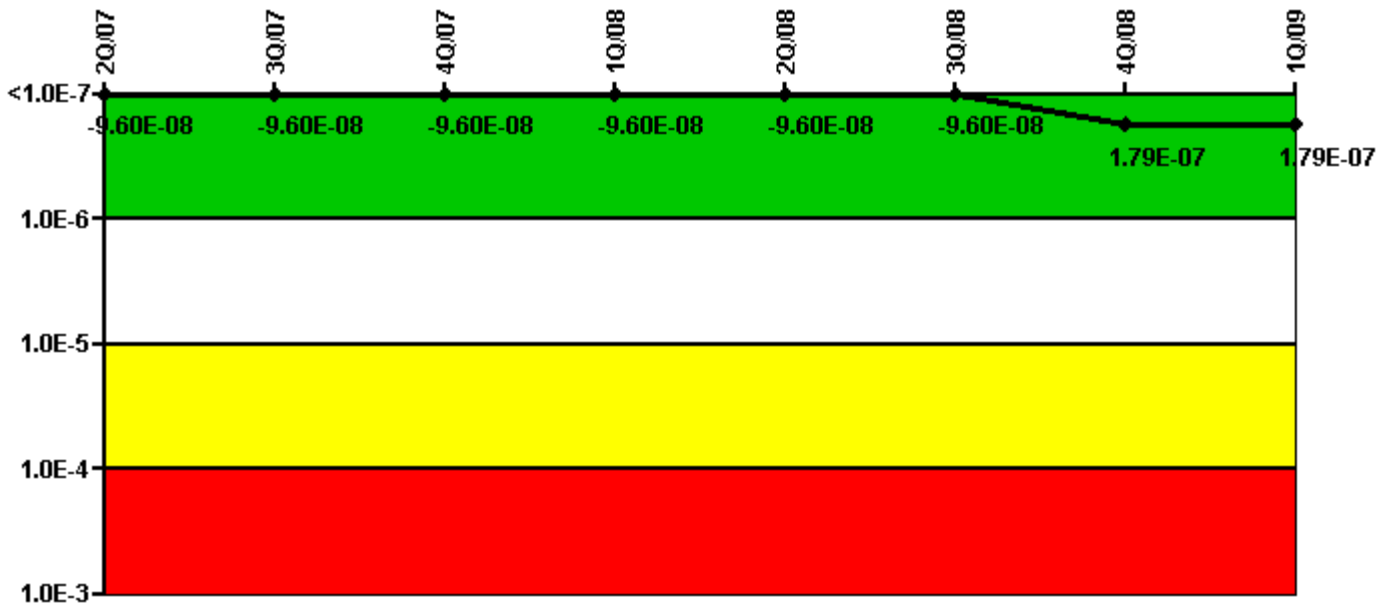
Thresholds: White > 1.00E-6 Yellow > 1.00E-5 Red > 1.00E-4

## Notes

Mitigating Systems Performance Index, Emergency AC Power System	2Q/07	3Q/07	4Q/07	1Q/08	2Q/08	3Q/08	4Q/08	1Q/09
UAI (ΔCDF)	-2.60E-09	-2.60E-09	-2.50E-09	-8.90E-09	-5.60E-09	-1.60E-09	2.30E-09	6.50E-09
URI (ΔCDF)	-3.20E-07	-2.80E-07	-2.80E-07	-2.80E-07	-2.70E-07	-2.40E-07	-2.40E-07	-2.30E-07
PLE	NO	NO	NO	NO	NO	NO	NO	NO
Indicator value	-3.23E-07	-2.83E-07	-2.83E-07	-2.89E-07	-2.76E-07	-2.42E-07	-2.38E-07	-2.24E-07

Licensee Comments: none

# Mitigating Systems Performance Index, High Pressure Injection System



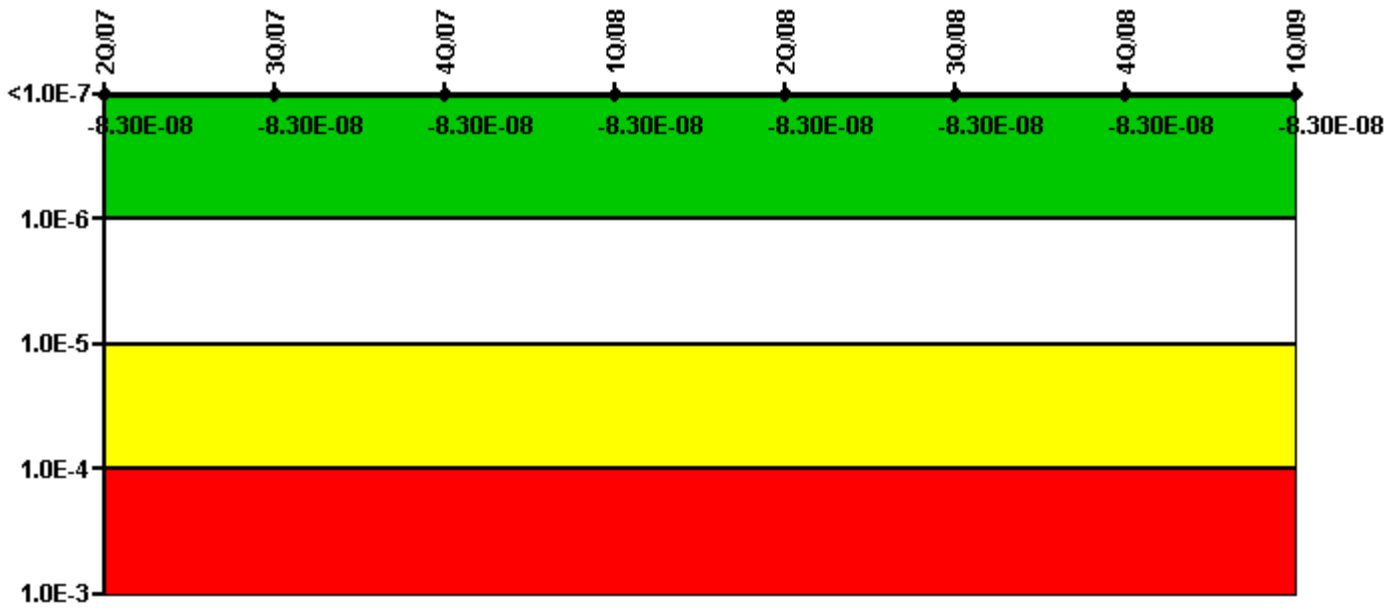
Thresholds: White > 1.00E-6 Yellow > 1.00E-5 Red > 1.00E-4

## Notes

Mitigating Systems Performance Index, High Pressure Injection System	2Q/07	3Q/07	4Q/07	1Q/08	2Q/08	3Q/08	4Q/08	1Q/09
UAI ( $\Delta$ CDF)	-4.40E-08	-4.40E-08	-4.40E-08	-4.40E-08	-4.40E-08	-4.40E-08	-4.10E-08	-4.10E-08
URI ( $\Delta$ CDF)	-5.20E-08	-5.20E-08	-5.20E-08	-5.20E-08	-5.20E-08	-5.20E-08	2.20E-07	2.20E-07
PLE	NO	NO	NO	NO	NO	NO	NO	NO
Indicator value	-9.60E-08	-9.60E-08	-9.60E-08	-9.60E-08	-9.60E-08	-9.60E-08	1.79E-07	1.79E-07

Licensee Comments: none

# Mitigating Systems Performance Index, Heat Removal System




Thresholds: White > 1.00E-6 Yellow > 1.00E-5 Red > 1.00E-4

## Notes

Mitigating Systems Performance Index, Heat Removal System	2Q/07	3Q/07	4Q/07	1Q/08	2Q/08	3Q/08	4Q/08	1Q/09
UAI ( $\Delta$ CDF)	-3.60E-08	-3.60E-08	-3.60E-08	-3.60E-08	-3.60E-08	-3.60E-08	-3.60E-08	-3.60E-08
URI ( $\Delta$ CDF)	-4.70E-08	-4.70E-08	-4.70E-08	-4.70E-08	-4.70E-08	-4.70E-08	-4.70E-08	-4.70E-08
PLE	NO	NO	NO	NO	NO	NO	NO	NO
Indicator value	-8.30E-08	-8.30E-08	-8.30E-08	-8.30E-08	-8.30E-08	-8.30E-08	-8.30E-08	-8.30E-08

Licensee Comments: none

# Mitigating Systems Performance Index, Residual Heat Removal System



Thresholds: White > 1.00E-6 Yellow > 1.00E-5 Red > 1.00E-4


## Notes

Mitigating Systems Performance Index, Residual Heat Removal System	2Q/07	3Q/07	4Q/07	1Q/08	2Q/08	3Q/08	4Q/08	1Q/09
UAI ( $\Delta$ CDF)	1.60E-09	2.40E-09	5.60E-09	6.20E-09	1.30E-08	2.30E-08	2.50E-08	2.80E-08
URI ( $\Delta$ CDF)	-3.30E-08	-3.40E-08	-3.50E-08	-3.50E-08	-3.60E-08	-3.60E-08	3.70E-08	5.00E-08
PLE	NO	NO	NO	NO	NO	NO	NO	NO
Indicator value	-3.14E-08	-3.16E-08	-2.94E-08	-2.88E-08	-2.30E-08	-1.30E-08	6.20E-08	7.80E-08

Licensee Comments: none



# Mitigating Systems Performance Index, Cooling Water Systems



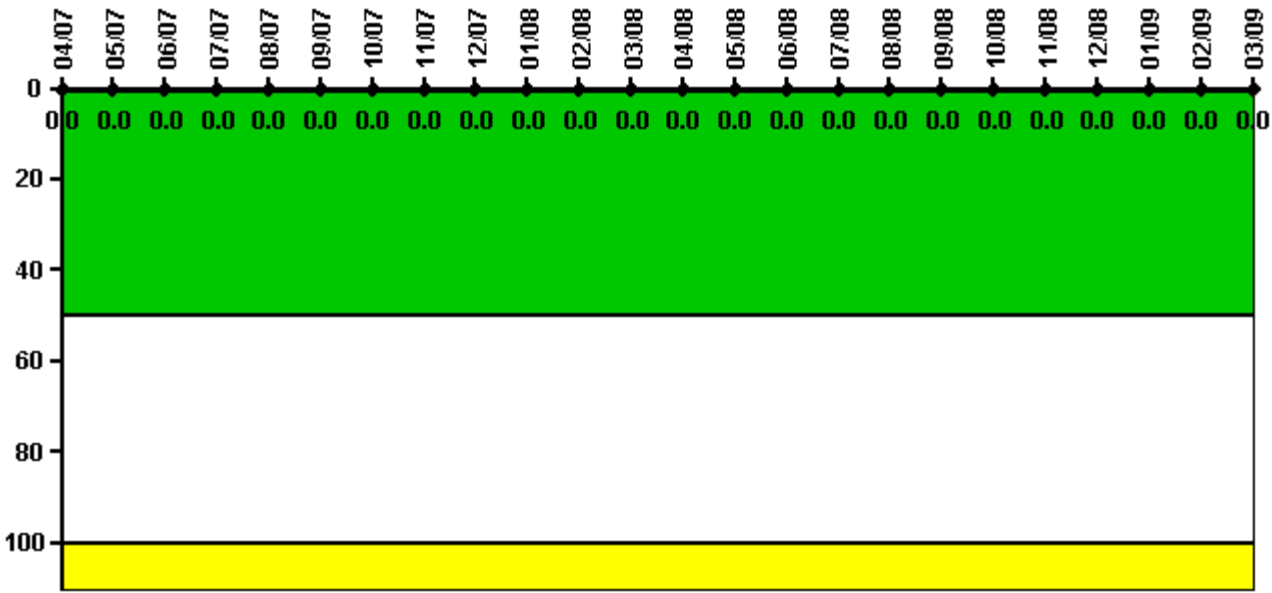
Thresholds: White > 1.00E-6 Yellow > 1.00E-5 Red > 1.00E-4

## Notes

Mitigating Systems Performance Index, Cooling Water Systems	2Q/07	3Q/07	4Q/07	1Q/08	2Q/08	3Q/08	4Q/08	1Q/09
UAI ( $\Delta$ CDF)	7.90E-09	2.50E-08	2.60E-08	2.60E-08	2.70E-08	2.80E-08	2.90E-08	2.80E-08
URI ( $\Delta$ CDF)	-2.90E-09	-3.00E-09	-3.00E-09	-3.10E-09	-3.10E-09	-3.10E-09	-3.00E-09	-3.70E-09
PLE	NO	NO	NO	NO	NO	NO	NO	NO
Indicator value	5.00E-09	2.20E-08	2.30E-08	2.29E-08	2.39E-08	2.49E-08	2.60E-08	2.43E-08

Licensee Comments: none

## Reactor Coolant System Activity



Thresholds: White > 50.0 Yellow > 100.0

### Notes

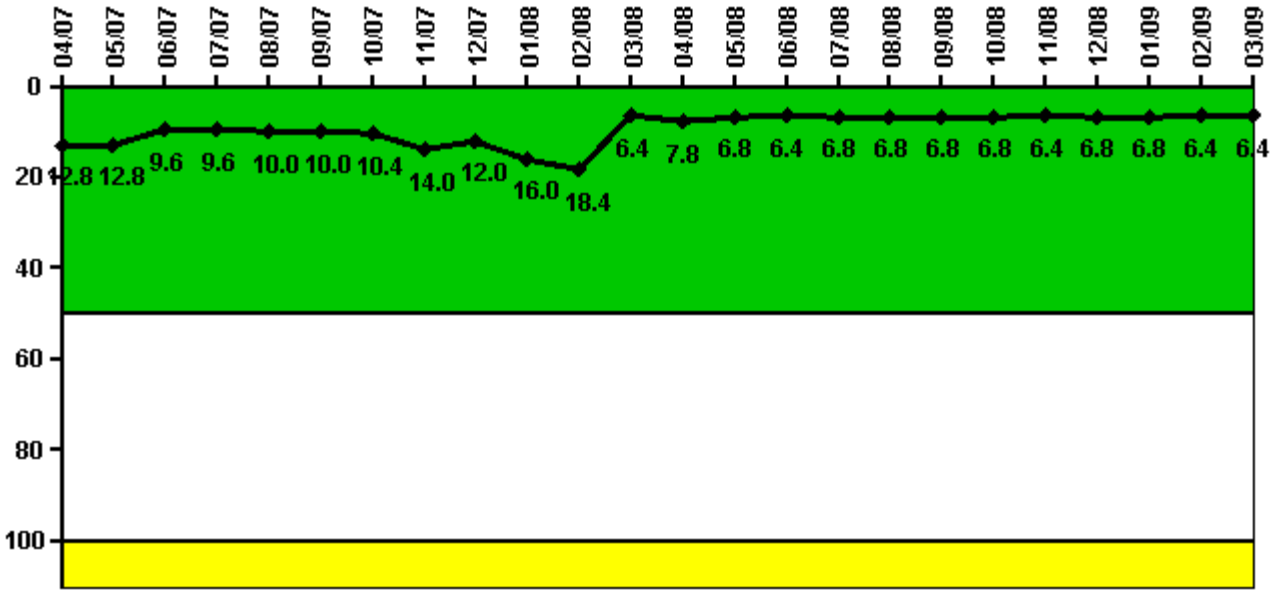
Reactor Coolant System Activity	4/07	5/07	6/07	7/07	8/07	9/07	10/07	11/07	12/07	1/08	2/08	3/08
Maximum activity	0.000003	0.000004	0.000004	0.000005	0.000003	0.000003	0.000004	0.000003	0.000003	0.000004	0.000004	0.000002
Technical specification limit	0.2	0.2	0.2	0.2	0.2	0.2	0.2	0.2	0.2	0.2	0.2	0.2
Indicator value	0	0	0	0	0	0	0	0	0	0	0	0

Reactor Coolant System Activity	4/08	5/08	6/08	7/08	8/08	9/08	10/08	11/08	12/08	1/09	2/09	3/09
Maximum activity	0.000002	0.000002	0.000002	0.000002	0.000002	0.000002	0.000003	0.000002	0.000003	0.000002	0.000002	0.000003
Technical specification limit	0.2	0.2	0.2	0.2	0.2	0.2	0.2	0.2	0.2	0.2	0.2	0.2
Indicator value	0	0	0	0	0	0	0	0	0	0	0	0

Licensee Comments: none

## Reactor Coolant System Leakage



Thresholds: White > 50.0 Yellow > 100.0

### Notes

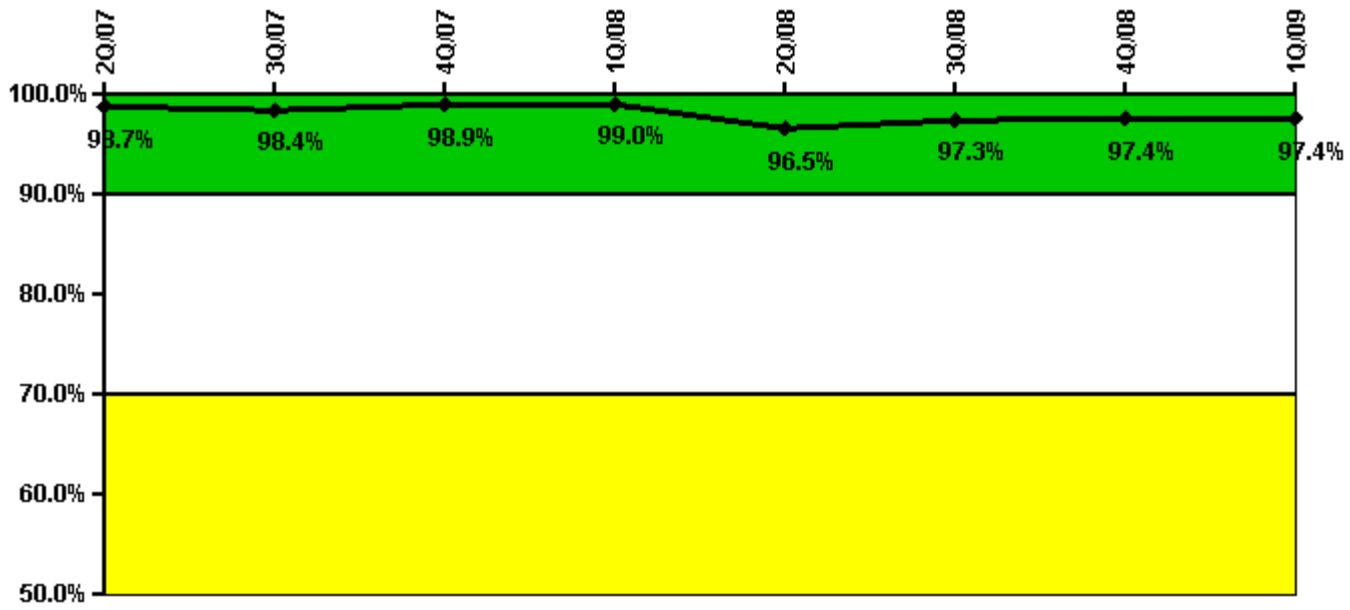
Reactor Coolant System Leakage	4/07	5/07	6/07	7/07	8/07	9/07	10/07	11/07	12/07	1/08	2/08	3/08
Maximum leakage	3.200	3.200	2.400	2.400	2.500	2.500	2.600	3.500	3.000	4.000	4.600	1.600
Technical specification limit	25.0	25.0	25.0	25.0	25.0	25.0	25.0	25.0	25.0	25.0	25.0	25.0
Indicator value	12.8	12.8	9.6	9.6	10.0	10.0	10.4	14.0	12.0	16.0	18.4	6.4

Reactor Coolant System Leakage	4/08	5/08	6/08	7/08	8/08	9/08	10/08	11/08	12/08	1/09	2/09	3/09
Maximum leakage	1.940	1.700	1.600	1.700	1.700	1.700	1.700	1.600	1.700	1.700	1.600	1.600
Technical specification limit	25.0	25.0	25.0	25.0	25.0	25.0	25.0	25.0	25.0	25.0	25.0	25.0
Indicator value	7.8	6.8	6.4	6.8	6.8	6.8	6.8	6.4	6.8	6.8	6.4	6.4

Licensee Comments: none

## Drill/Exercise Performance



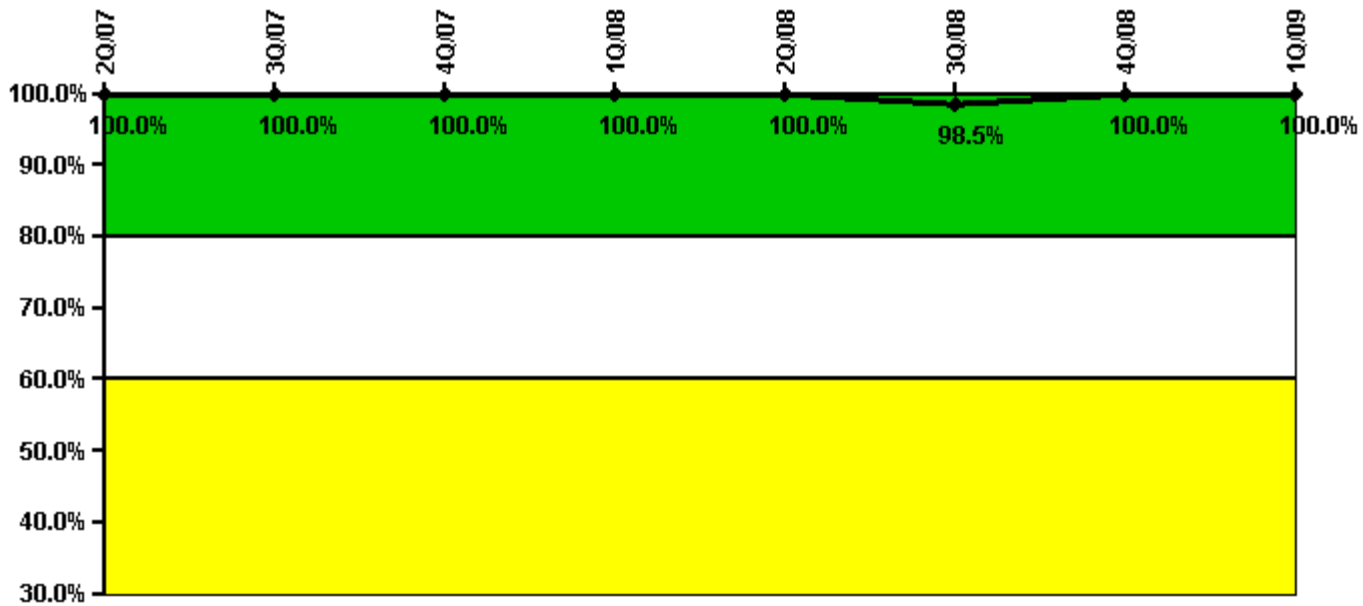
Thresholds: White < 90.0% Yellow < 70.0%

### Notes

Drill/Exercise Performance	2Q/07	3Q/07	4Q/07	1Q/08	2Q/08	3Q/08	4Q/08	1Q/09
Successful opportunities	71.0	37.0	0	40.0	76.0	146.0	101.0	93.0
Total opportunities	72.0	38.0	0	40.0	86.0	146.0	102.0	95.0
Indicator value	98.7%	98.4%	98.9%	99.0%	96.5%	97.3%	97.4%	97.4%

Licensee Comments: none

## ERO Drill Participation



Thresholds: White < 80.0% Yellow < 60.0%

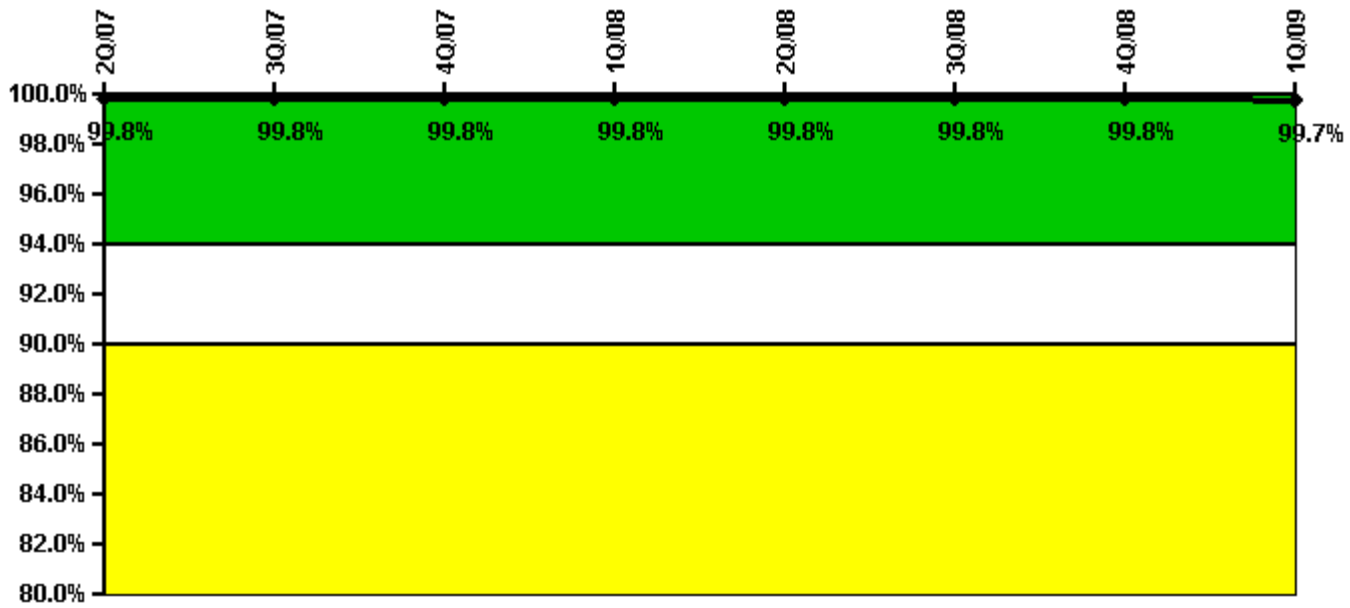
### Notes

ERO Drill Participation	2Q/07	3Q/07	4Q/07	1Q/08	2Q/08	3Q/08	4Q/08	1Q/09
Participating Key personnel	69.0	68.0	69.0	67.0	67.0	67.0	66.0	63.0
Total Key personnel	69.0	68.0	69.0	67.0	67.0	68.0	66.0	63.0
Indicator value	100.0%	100.0%	100.0%	100.0%	100.0%	98.5%	100.0%	100.0%

Licensee Comments:

3Q/08: It was identified during a self assessment that a key ERO member, who was qualified for 2 positions, was given drill participation credit for the position he was not currently serving on the roster. There were no thresholds impacted. the data was adjusted from 68 to 67.

## Alert & Notification System



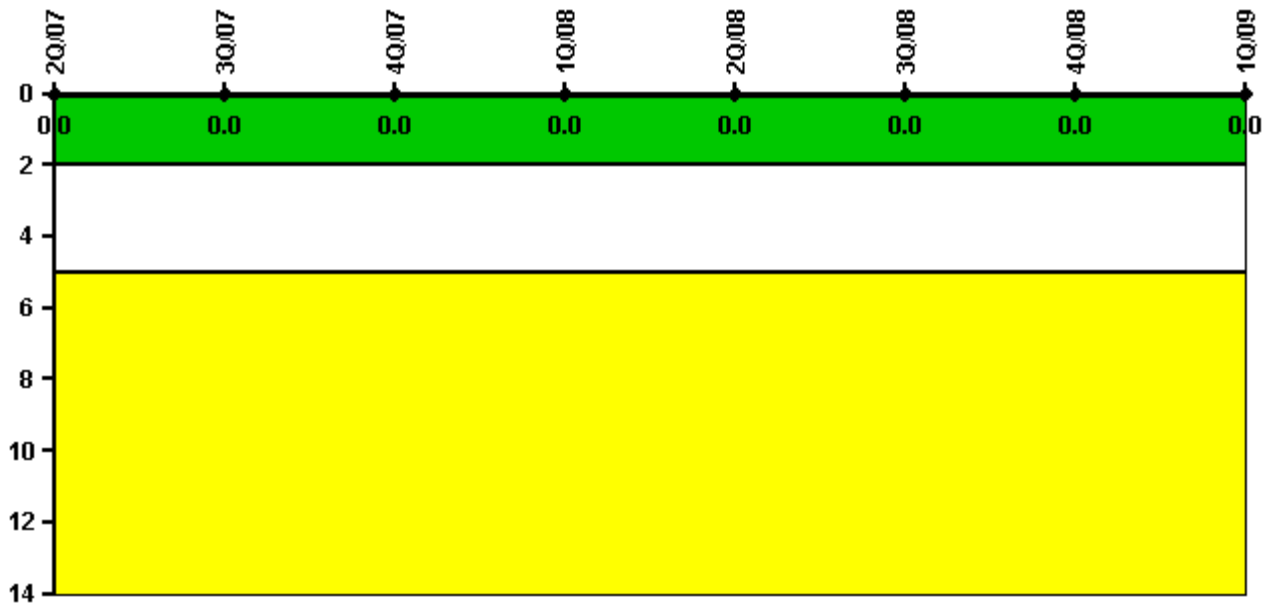
**Thresholds:** White < 94.0% Yellow < 90.0%

### Notes

Alert & Notification System	2Q/07	3Q/07	4Q/07	1Q/08	2Q/08	3Q/08	4Q/08	1Q/09
Successful siren-tests	2139	2143	2305	2142	2139	2144	2138	2137
Total sirens-tests	2145	2145	2310	2145	2145	2145	2145	2145
Indicator value	99.8%	99.8%	99.8%	99.8%	99.8%	99.8%	99.8%	99.7%

Licensee Comments: none

## Occupational Exposure Control Effectiveness



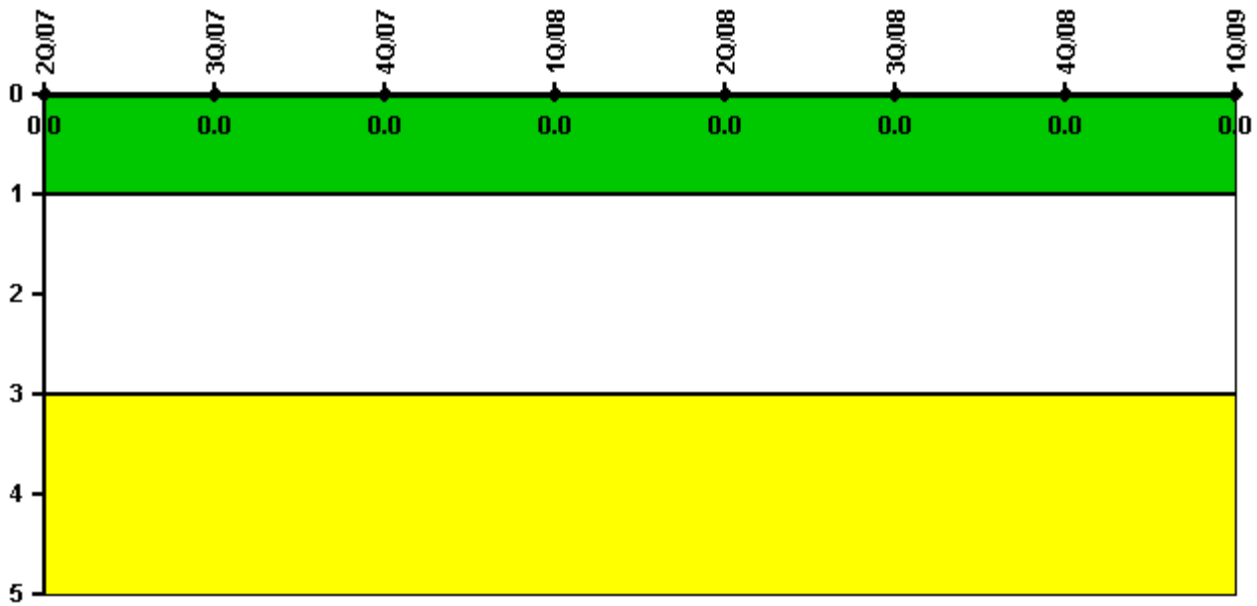
Thresholds: White > 2.0 Yellow > 5.0

### Notes

Occupational Exposure Control Effectiveness	2Q/07	3Q/07	4Q/07	1Q/08	2Q/08	3Q/08	4Q/08	1Q/09
High radiation area occurrences	0	0	0	0	0	0	0	0
Very high radiation area occurrences	0	0	0	0	0	0	0	0
Unintended exposure occurrences	0	0	0	0	0	0	0	0
Indicator value	0	0	0	0	0	0	0	0

Licensee Comments: none

## RETS/ODCM Radiological Effluent



Thresholds: White > 1.0 Yellow > 3.0

### Notes

RETS/ODCM Radiological Effluent	2Q/07	3Q/07	4Q/07	1Q/08	2Q/08	3Q/08	4Q/08	1Q/09
RETS/ODCM occurrences	0	0	0	0	0	0	0	0
Indicator value	0	0	0	0	0	0	0	0

Licensee Comments: none

[Security](#) information not publicly available.