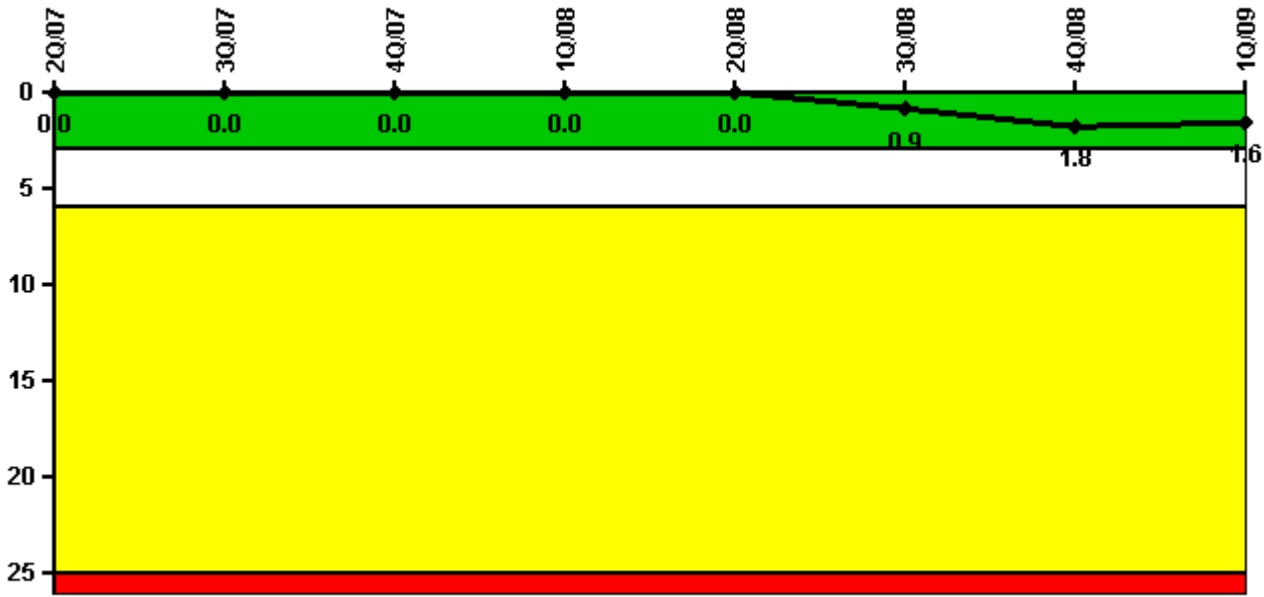


# Hatch 1

## 1Q/2009 Performance Indicators

Licensee's General Comments: none

### Unplanned Scrams per 7000 Critical Hrs



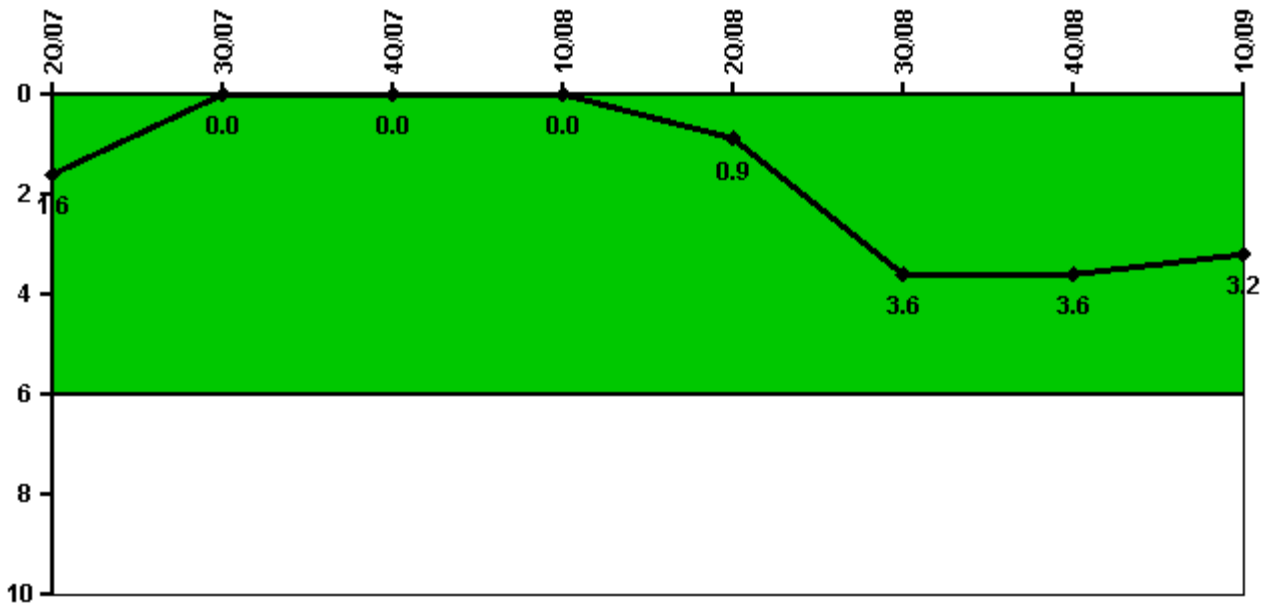
Thresholds: White > 3.0 Yellow > 6.0 Red > 25.0

### Notes

Unplanned Scrams per 7000 Critical Hrs	2Q/07	3Q/07	4Q/07	1Q/08	2Q/08	3Q/08	4Q/08	1Q/09
Unplanned scrams	0	0	0	0	0	1.0	1.0	0
Critical hours	2184.0	2208.0	2209.0	1178.6	2184.0	2154.2	2165.0	2159.0
Indicator value	0	0	0	0	0	0.9	1.8	1.6

Licensee Comments: none

## Unplanned Power Changes per 7000 Critical Hrs



Thresholds: White > 6.0

### Notes

Unplanned Power Changes per 7000 Critical Hrs	2Q/07	3Q/07	4Q/07	1Q/08	2Q/08	3Q/08	4Q/08	1Q/09
Unplanned power changes	0	0	0	0	1.0	3.0	0	0
Critical hours	2184.0	2208.0	2209.0	1178.6	2184.0	2154.2	2165.0	2159.0
Indicator value	1.6	0	0	0	0.9	3.6	3.6	3.2

Licensee Comments: none

# Unplanned Scrams with Complications



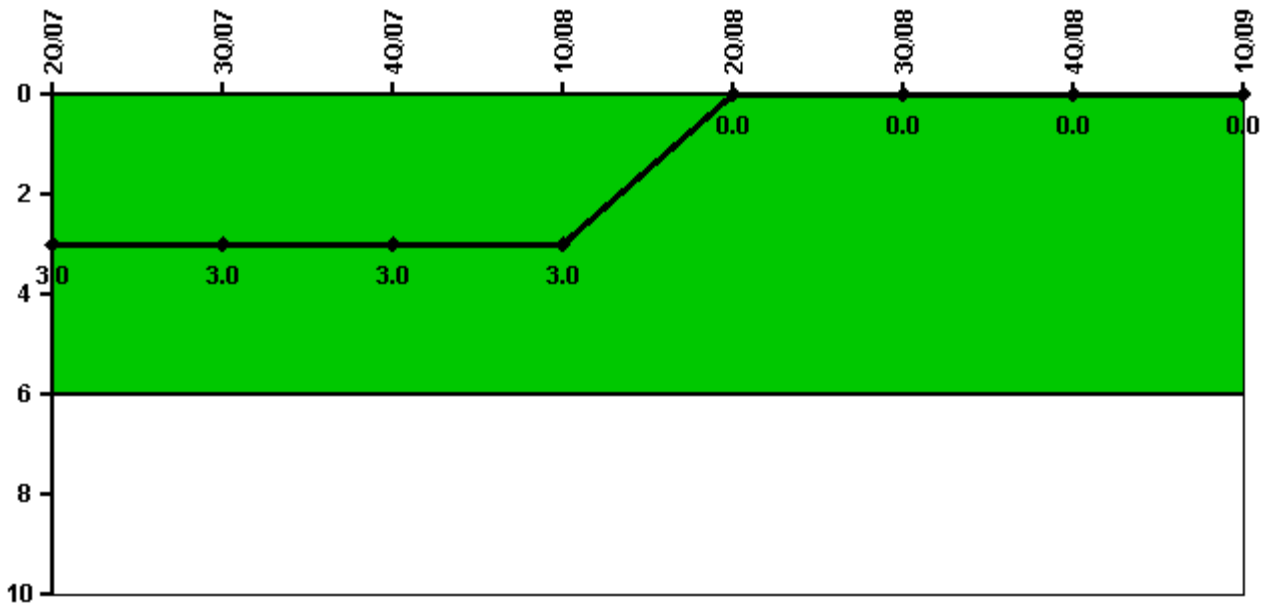
Thresholds: White > 1.0

**Notes**

Unplanned Scrams with Complications	2Q/07	3Q/07	4Q/07	1Q/08	2Q/08	3Q/08	4Q/08	1Q/09
Scrams with complications	0	0	0	0	0	0	0	0
Indicator value		0.0	0.0	0.0	0.0	0.0	0.0	0.0

Licensee Comments: none

## Safety System Functional Failures (BWR)



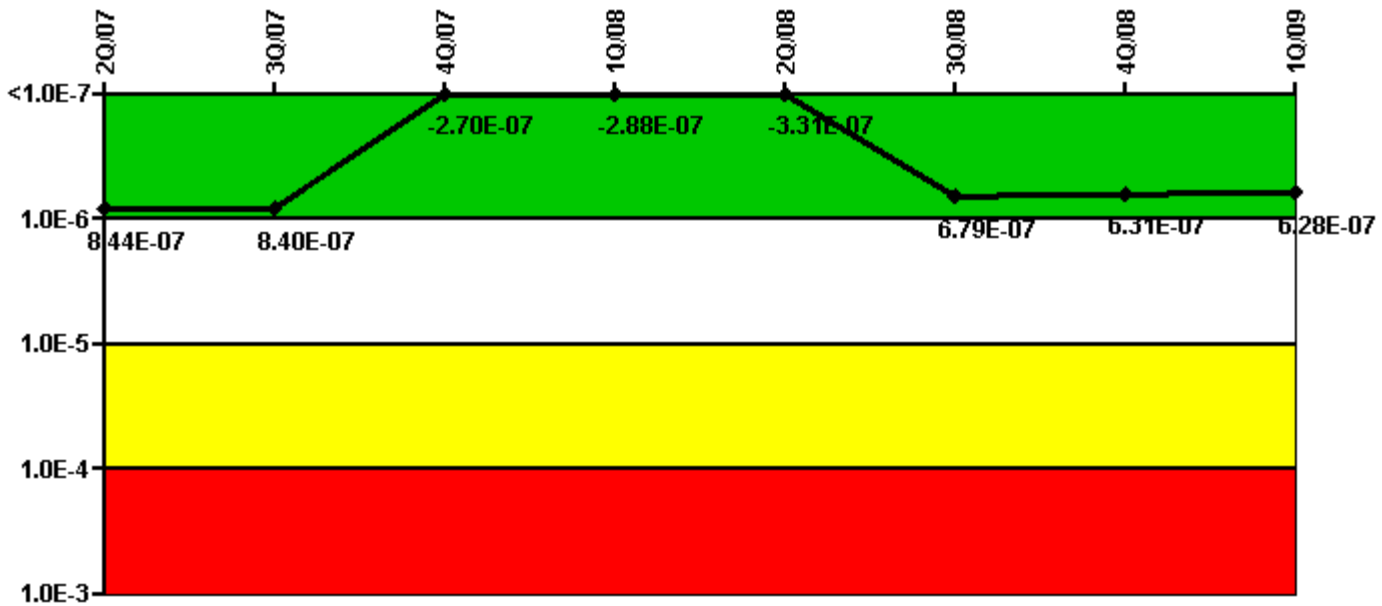
Thresholds: White > 6.0

### Notes

Safety System Functional Failures (BWR)	2Q/07	3Q/07	4Q/07	1Q/08	2Q/08	3Q/08	4Q/08	1Q/09
Safety System Functional Failures	3	0	0	0	0	0	0	0
Indicator value	3	3	3	3	0	0	0	0

Licensee Comments: none

# Mitigating Systems Performance Index, Emergency AC Power System



Thresholds: White > 1.00E-6 Yellow > 1.00E-5 Red > 1.00E-4

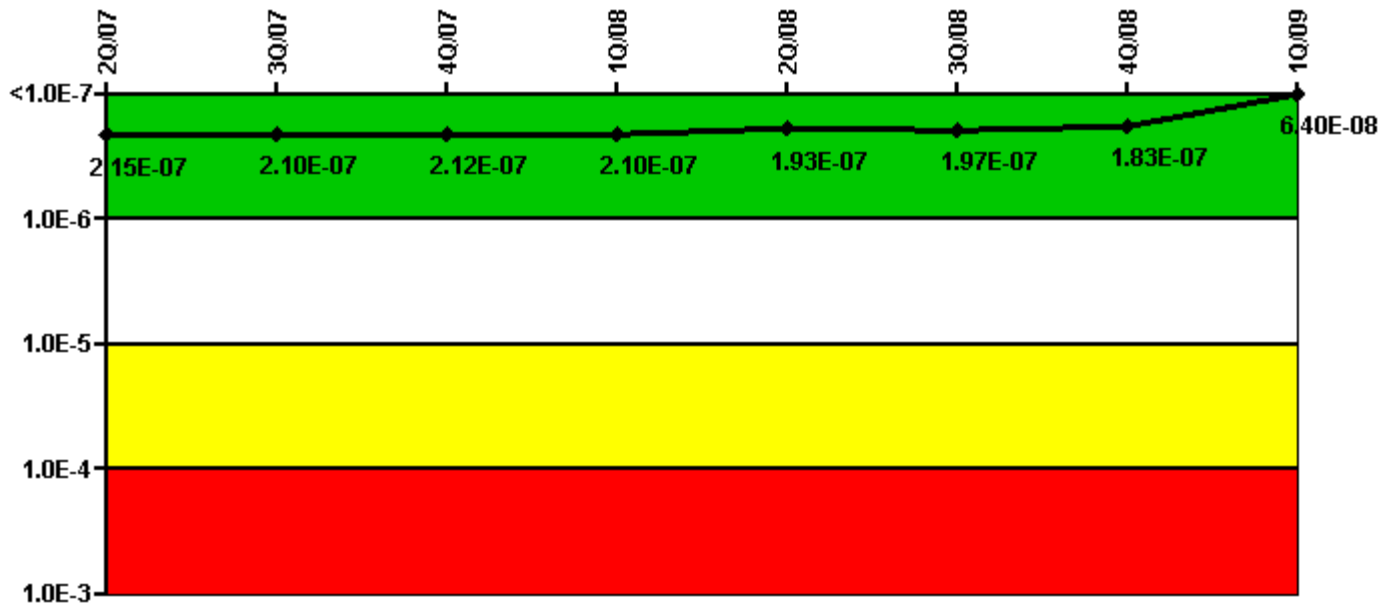
## Notes

Mitigating Systems Performance Index, Emergency AC Power System	2Q/07	3Q/07	4Q/07	1Q/08	2Q/08	3Q/08	4Q/08	1Q/09
UAI ( $\Delta$ CDF)	1.40E-08	9.70E-09	-2.00E-08	-1.80E-08	8.80E-09	3.90E-08	3.10E-08	2.80E-08
URI ( $\Delta$ CDF)	8.30E-07	8.30E-07	-2.50E-07	-2.70E-07	-3.40E-07	6.40E-07	6.00E-07	6.00E-07
PLE	NO	NO	NO	NO	NO	NO	NO	NO
Indicator value	8.44E-07	8.40E-07	-2.70E-07	-2.88E-07	-3.31E-07	6.79E-07	6.31E-07	6.28E-07

Licensee Comments:

1Q/09: CDF and the PRA importance coefficients for all monitored components for both units were updated in CDE per update to the plant specific PRA (Revision 3) in December 2008.

# Mitigating Systems Performance Index, High Pressure Injection System



Thresholds: White > 1.00E-6 Yellow > 1.00E-5 Red > 1.00E-4


## Notes

Mitigating Systems Performance Index, High Pressure Injection System	2Q/07	3Q/07	4Q/07	1Q/08	2Q/08	3Q/08	4Q/08	1Q/09
UAI ( $\Delta$ CDF)	6.50E-08	7.00E-08	7.20E-08	9.00E-08	7.30E-08	7.70E-08	7.30E-08	2.00E-08
URI ( $\Delta$ CDF)	1.50E-07	1.40E-07	1.40E-07	1.20E-07	1.20E-07	1.20E-07	1.10E-07	4.40E-08
PLE	NO	NO	NO	NO	NO	NO	NO	NO
Indicator value	2.15E-07	2.10E-07	2.12E-07	2.10E-07	1.93E-07	1.97E-07	1.83E-07	6.40E-08

Licensee Comments:

1Q/09: CDF and the PRA importance coefficients for all monitored components for both units were updated in CDE per update to the plant specific PRA (Revision 3) in December 2008.

## Mitigating Systems Performance Index, Heat Removal System



Thresholds: White > 1.00E-6 Yellow > 1.00E-5 Red > 1.00E-4

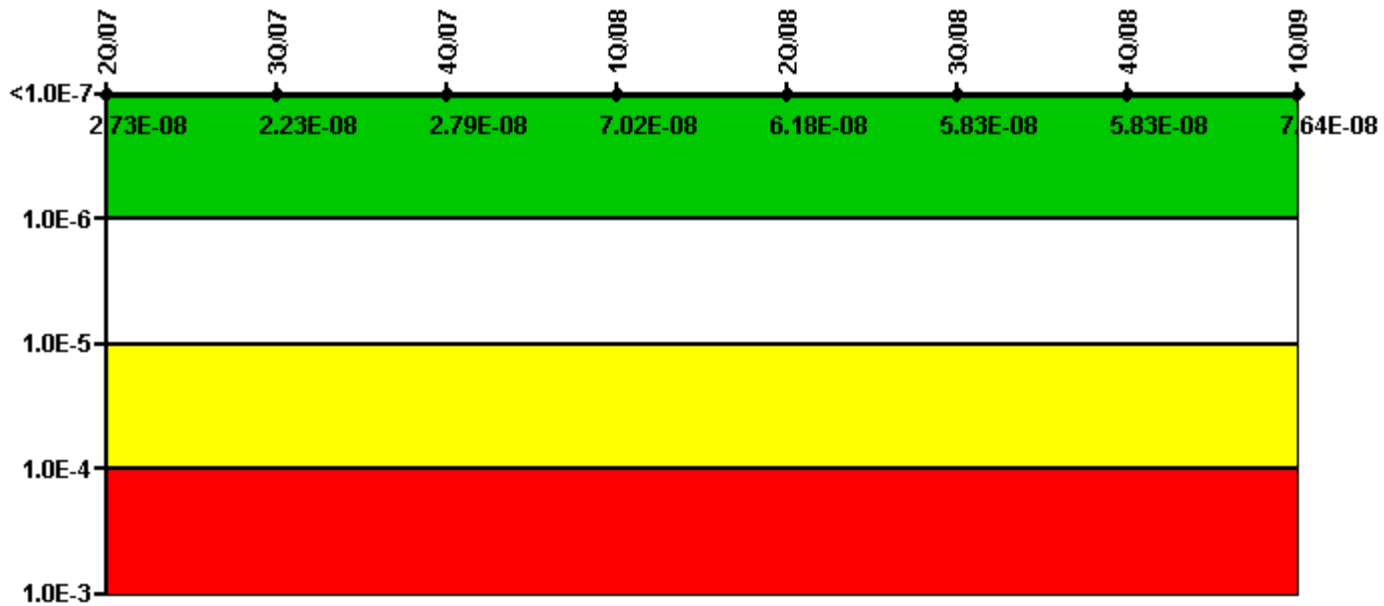
### Notes

Mitigating Systems Performance Index, Heat Removal System	2Q/07	3Q/07	4Q/07	1Q/08	2Q/08	3Q/08	4Q/08	1Q/09
UAI ( $\Delta$ CDF)	-5.70E-08	-5.70E-08	-5.70E-08	-5.60E-08	-5.60E-08	6.50E-08	6.10E-08	7.80E-09
URI ( $\Delta$ CDF)	-1.30E-07	-1.30E-07	-1.30E-07	-1.30E-07	-1.40E-07	-1.40E-07	-1.50E-07	-6.70E-08
PLE	NO	NO	NO	NO	NO	NO	NO	NO
Indicator value	-1.87E-07	-1.87E-07	-1.87E-07	-1.86E-07	-1.96E-07	-7.50E-08	-8.90E-08	-5.92E-08

Licensee Comments:

1Q/09: CDF and the PRA importance coefficients for all monitored components for both units were updated in CDE per update to the plant specific PRA (Revision 3) in December 2008.

## Mitigating Systems Performance Index, Residual Heat Removal System



Thresholds: White > 1.00E-6 Yellow > 1.00E-5 Red > 1.00E-4

### Notes

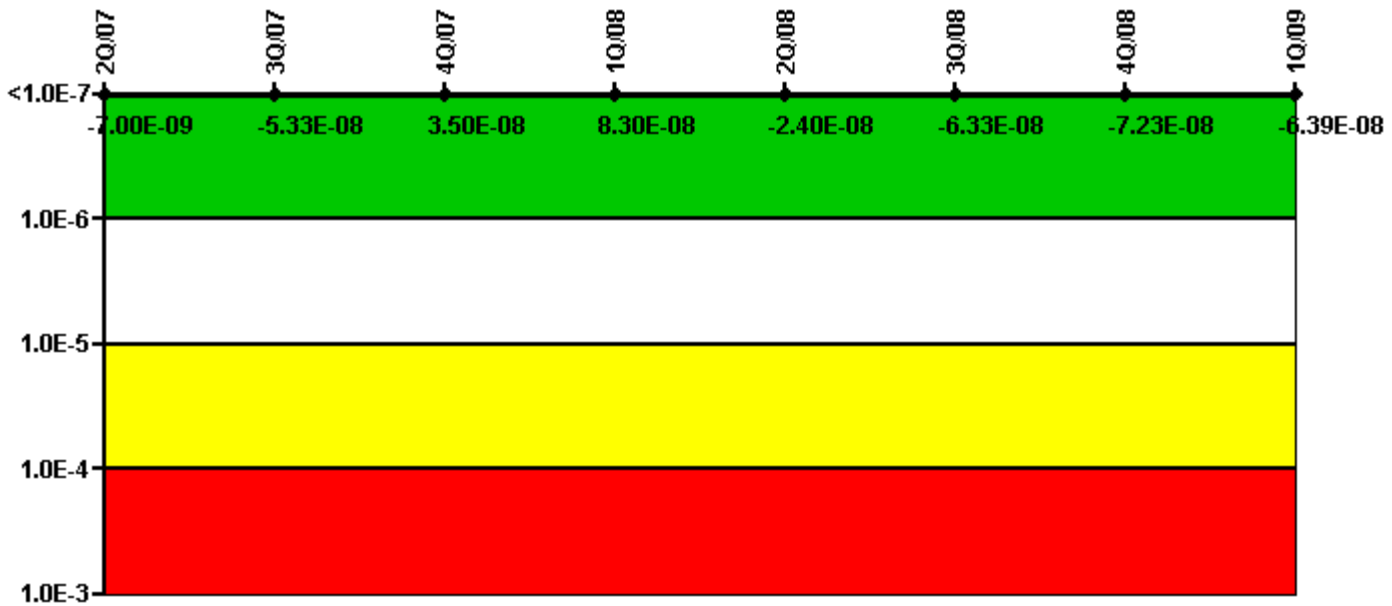
Mitigating Systems Performance Index, Residual Heat Removal System	2Q/07	3Q/07	4Q/07	1Q/08	2Q/08	3Q/08	4Q/08	1Q/09
UAI ( $\Delta$ CDF)	-7.70E-09	-7.70E-09	-1.40E-10	2.20E-09	-6.20E-09	-6.70E-09	-7.70E-09	-8.60E-09
URI ( $\Delta$ CDF)	3.50E-08	3.00E-08	2.80E-08	6.80E-08	6.80E-08	6.50E-08	6.60E-08	8.50E-08
PLE	NO	NO	NO	NO	NO	NO	NO	NO
Indicator value	2.73E-08	2.23E-08	2.79E-08	7.02E-08	6.18E-08	5.83E-08	5.83E-08	7.64E-08

Licensee Comments:

1Q/09: CDF and the PRA importance coefficients for all monitored components for both units were updated in CDE per update to the plant specific PRA (Revision 3) in December 2008.



# Mitigating Systems Performance Index, Cooling Water Systems



Thresholds: White > 1.00E-6 Yellow > 1.00E-5 Red > 1.00E-4

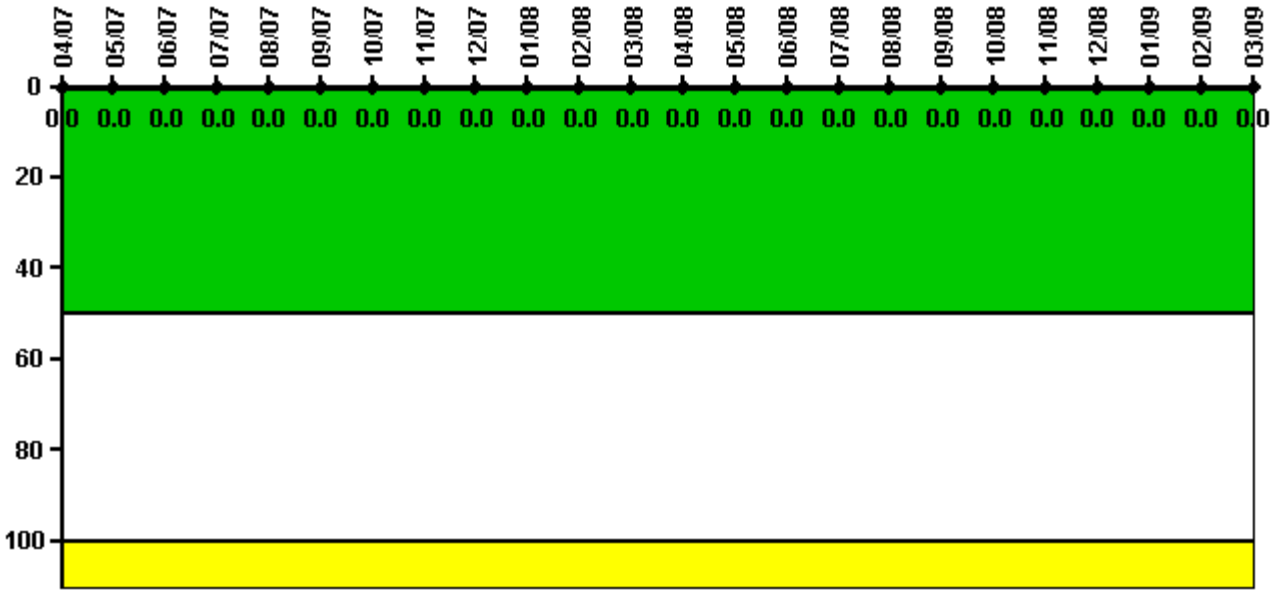
## Notes

Mitigating Systems Performance Index, Cooling Water Systems	2Q/07	3Q/07	4Q/07	1Q/08	2Q/08	3Q/08	4Q/08	1Q/09
UAI ( $\Delta$ CDF)	4.50E-08	-1.30E-09	9.10E-08	1.40E-07	3.80E-08	-1.30E-09	-1.30E-09	-9.10E-10
URI ( $\Delta$ CDF)	-5.20E-08	-5.20E-08	-5.60E-08	-5.70E-08	-6.20E-08	-6.20E-08	-7.10E-08	-6.30E-08
PLE	NO	NO	NO	NO	NO	NO	NO	NO
Indicator value	-7.00E-09	-5.33E-08	3.50E-08	8.30E-08	-2.40E-08	-6.33E-08	-7.23E-08	-6.39E-08

Licensee Comments:

1Q/09: CDF and the PRA importance coefficients for all monitored components for both units were updated in CDE per update to the plant specific PRA (Revision 3) in December 2008.

## Reactor Coolant System Activity



Thresholds: White > 50.0 Yellow > 100.0

### Notes


Reactor Coolant System Activity	4/07	5/07	6/07	7/07	8/07	9/07	10/07	11/07	12/07	1/08	2/08	3/08
Maximum activity	0.000006	0.000005	0.000006	0.000006	0.000005	0.000004	0.000004	0.000005	0.000005	0.000006	0.000003	0.000004
Technical specification limit	0.2	0.2	0.2	0.2	0.2	0.2	0.2	0.2	0.2	0.2	0.2	0.2
Indicator value	0	0	0	0	0	0	0	0	0	0	0	0

Reactor Coolant System Activity	4/08	5/08	6/08	7/08	8/08	9/08	10/08	11/08	12/08	1/09	2/09	3/09
Maximum activity	0.000004	0.000005	0.000007	0.000008	0.000007	0.000008	0.000005	0.000007	0.000008	0.000005	0.000007	0.000008
Technical specification limit	0.2	0.2	0.2	0.2	0.2	0.2	0.2	0.2	0.2	0.2	0.2	0.2
Indicator value	0	0	0	0	0	0	0	0	0	0	0	0

Licensee Comments: none

## Reactor Coolant System Leakage



Thresholds: White > 50.0 Yellow > 100.0

### Notes

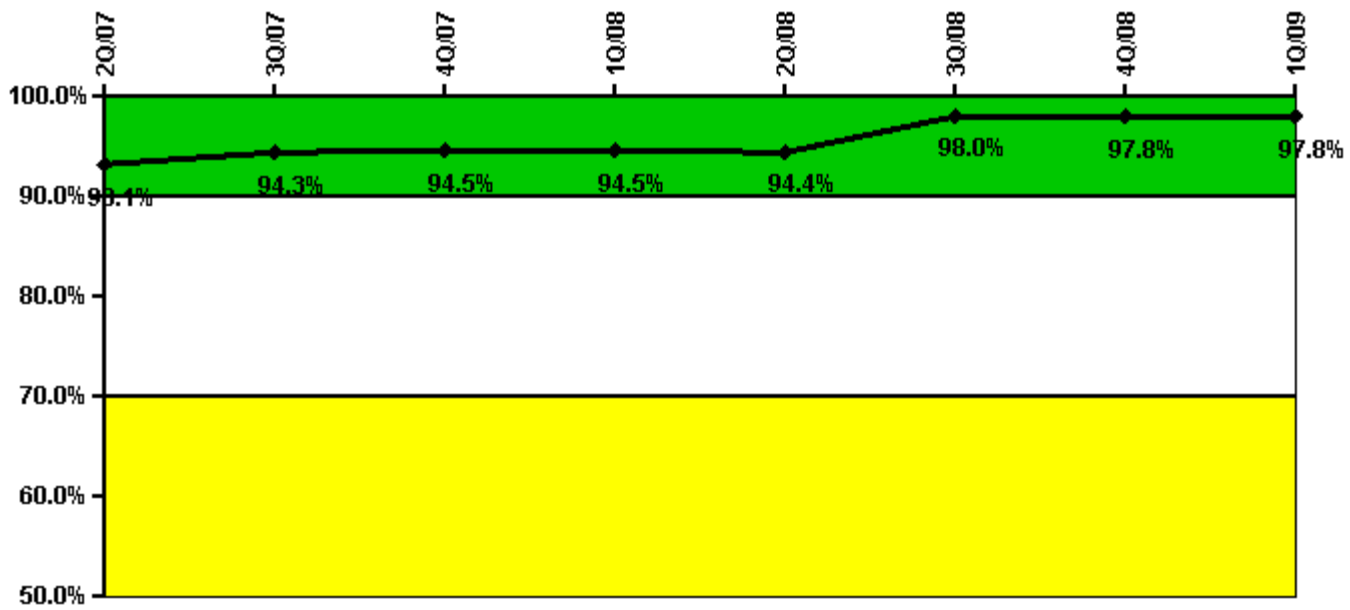
Reactor Coolant System Leakage	4/07	5/07	6/07	7/07	8/07	9/07	10/07	11/07	12/07	1/08	2/08	3/08
Maximum leakage	1.740	1.710	1.710	1.690	1.690	1.700	1.680	1.650	1.620	1.630	1.550	2.260
Technical specification limit	30.0	30.0	30.0	30.0	30.0	30.0	30.0	30.0	30.0	30.0	30.0	30.0
Indicator value	5.8	5.7	5.7	5.6	5.6	5.7	5.6	5.5	5.4	5.4	5.2	7.5

Reactor Coolant System Leakage	4/08	5/08	6/08	7/08	8/08	9/08	10/08	11/08	12/08	1/09	2/09	3/09
Maximum leakage	1.680	1.670	1.660	1.650	1.610	1.650	1.640	1.630	1.670	1.650	1.690	1.680
Technical specification limit	30.0	30.0	30.0	30.0	30.0	30.0	30.0	30.0	30.0	30.0	30.0	30.0
Indicator value	5.6	5.6	5.5	5.5	5.4	5.5	5.5	5.4	5.6	5.5	5.6	5.6

Licensee Comments: none

## Drill/Exercise Performance



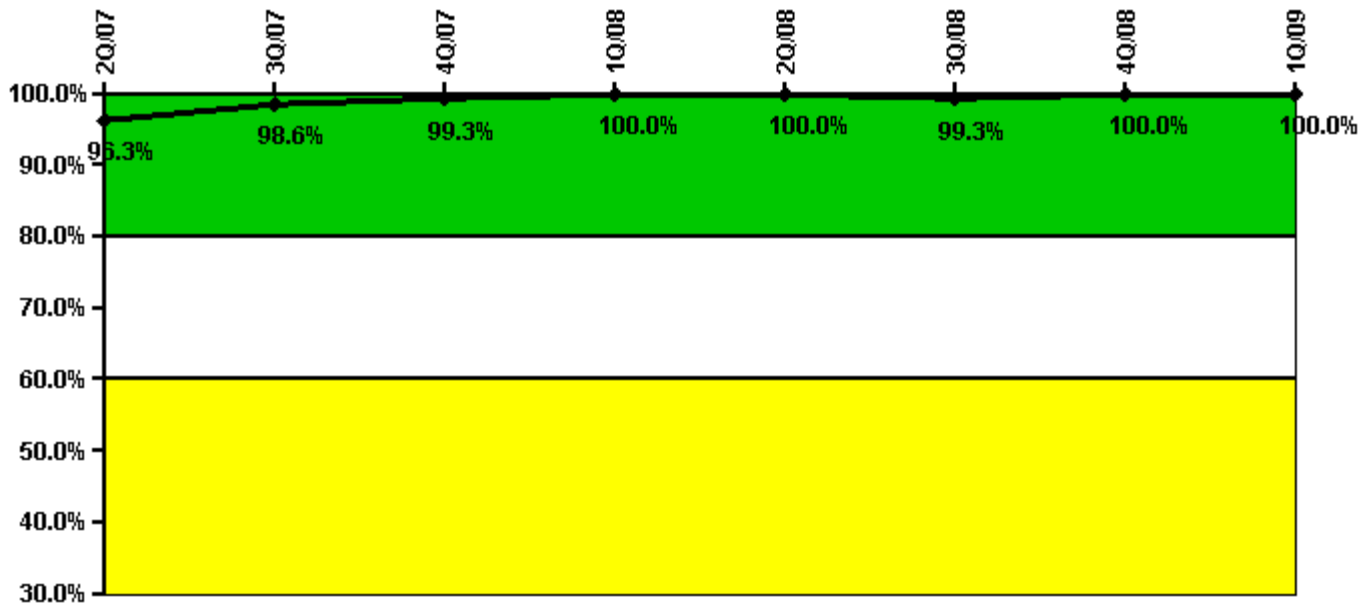
**Thresholds:** White < 90.0% Yellow < 70.0%

### Notes

Drill/Exercise Performance	2Q/07	3Q/07	4Q/07	1Q/08	2Q/08	3Q/08	4Q/08	1Q/09
Successful opportunities	11.0	72.0	7.0	6.0	30.0	43.0	8.0	2.0
Total opportunities	12.0	73.0	7.0	6.0	32.0	43.0	8.0	2.0
Indicator value	93.1%	94.3%	94.5%	94.5%	94.4%	98.0%	97.8%	97.8%

Licensee Comments: none

## ERO Drill Participation



**Thresholds:** White < 80.0% Yellow < 60.0%

### Notes

ERO Drill Participation	2Q/07	3Q/07	4Q/07	1Q/08	2Q/08	3Q/08	4Q/08	1Q/09
Participating Key personnel	130.0	138.0	136.0	137.0	134.0	142.0	148.0	141.0
Total Key personnel	135.0	140.0	137.0	137.0	134.0	143.0	148.0	141.0
Indicator value	96.3%	98.6%	99.3%	100.0%	100.0%	99.3%	100.0%	100.0%

Licensee Comments: none

---

## Alert & Notification System

**Not applicable due to  
unique design  
characteristics.  
Performance in this area  
will be assessed through  
focused NRC inspection  
efforts.**

### Notes

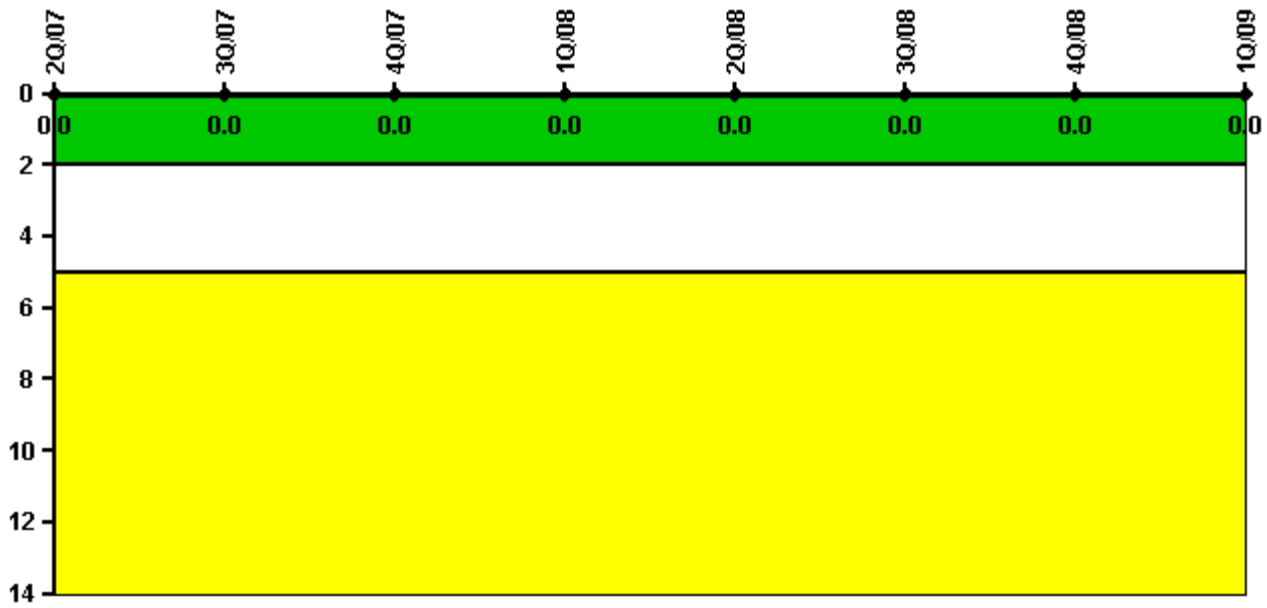
Alert & Notification System	2Q/07	3Q/07	4Q/07	1Q/08	2Q/08	3Q/08	4Q/08	1Q/09
Successful siren-tests								
Total sirens-tests								
Indicator value								

Licensee Comments:

1Q/09: Plant Hatch does not use sirens as an emergency notification system.

---

# Occupational Exposure Control Effectiveness



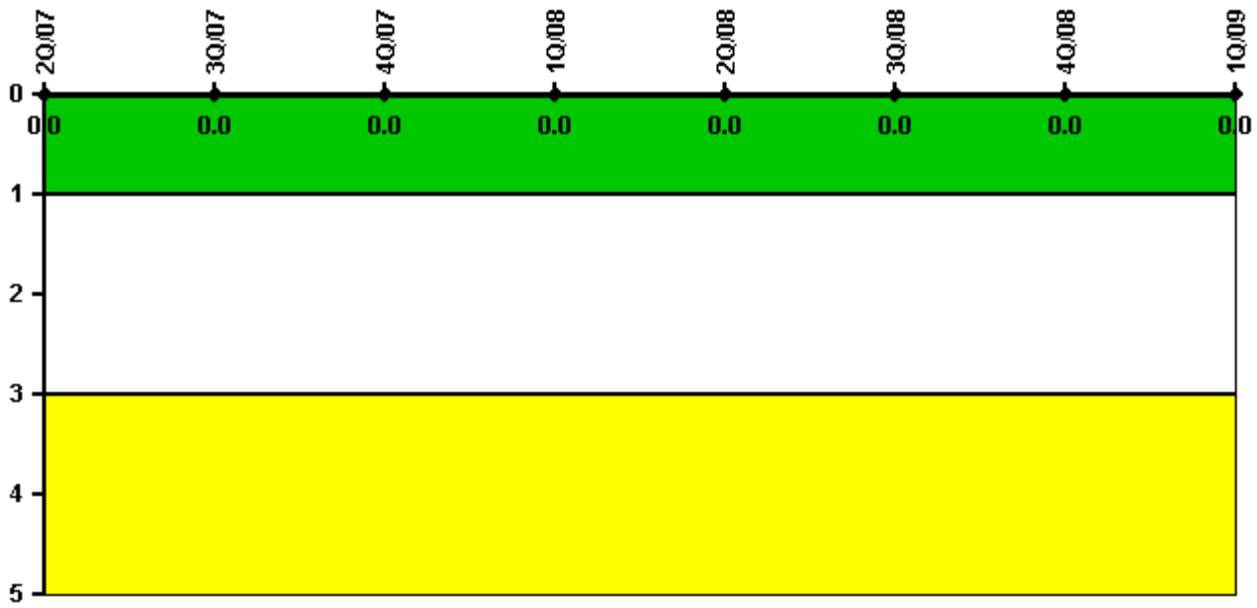
Thresholds: White > 2.0 Yellow > 5.0

## Notes

Occupational Exposure Control Effectiveness	2Q/07	3Q/07	4Q/07	1Q/08	2Q/08	3Q/08	4Q/08	1Q/09
High radiation area occurrences	0	0	0	0	0	0	0	0
Very high radiation area occurrences	0	0	0	0	0	0	0	0
Unintended exposure occurrences	0	0	0	0	0	0	0	0
Indicator value	0	0	0	0	0	0	0	0

Licensee Comments: none

## RETS/ODCM Radiological Effluent



Thresholds: White > 1.0 Yellow > 3.0

### Notes

RETS/ODCM Radiological Effluent	2Q/07	3Q/07	4Q/07	1Q/08	2Q/08	3Q/08	4Q/08	1Q/09
RETS/ODCM occurrences	0	0	0	0	0	0	0	0
Indicator value	0	0	0	0	0	0	0	0

Licensee Comments: none

[Security](#) information not publicly available.