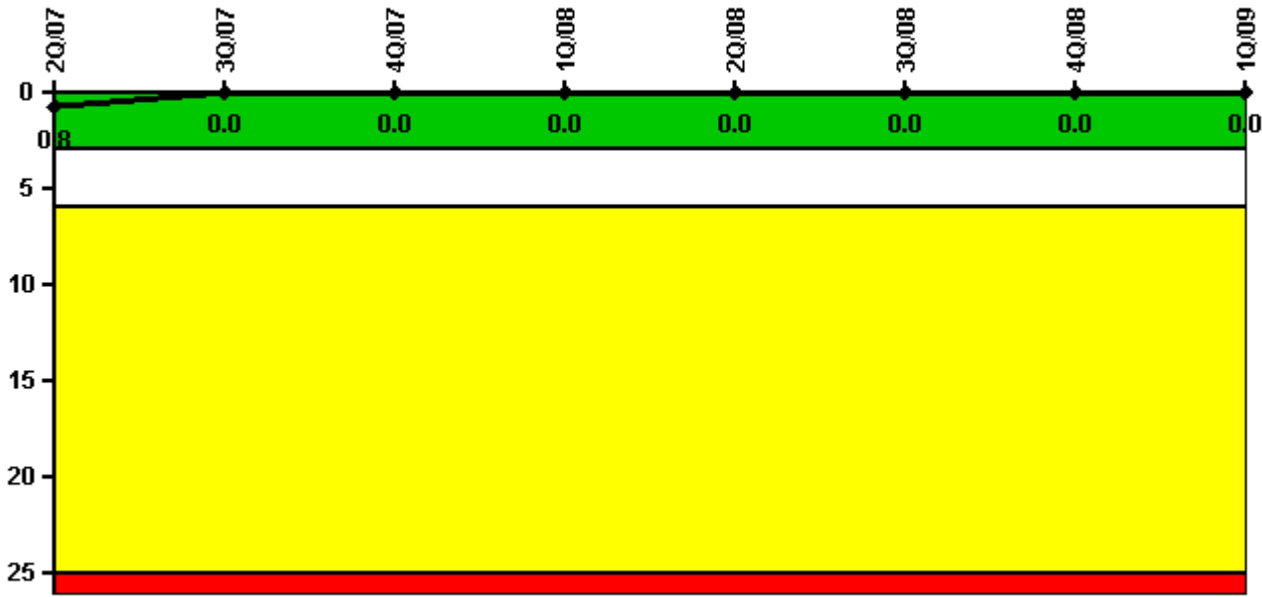


# Davis-Besse

## 1Q/2009 Performance Indicators

Licensee's General Comments: none

### Unplanned Scrams per 7000 Critical Hrs



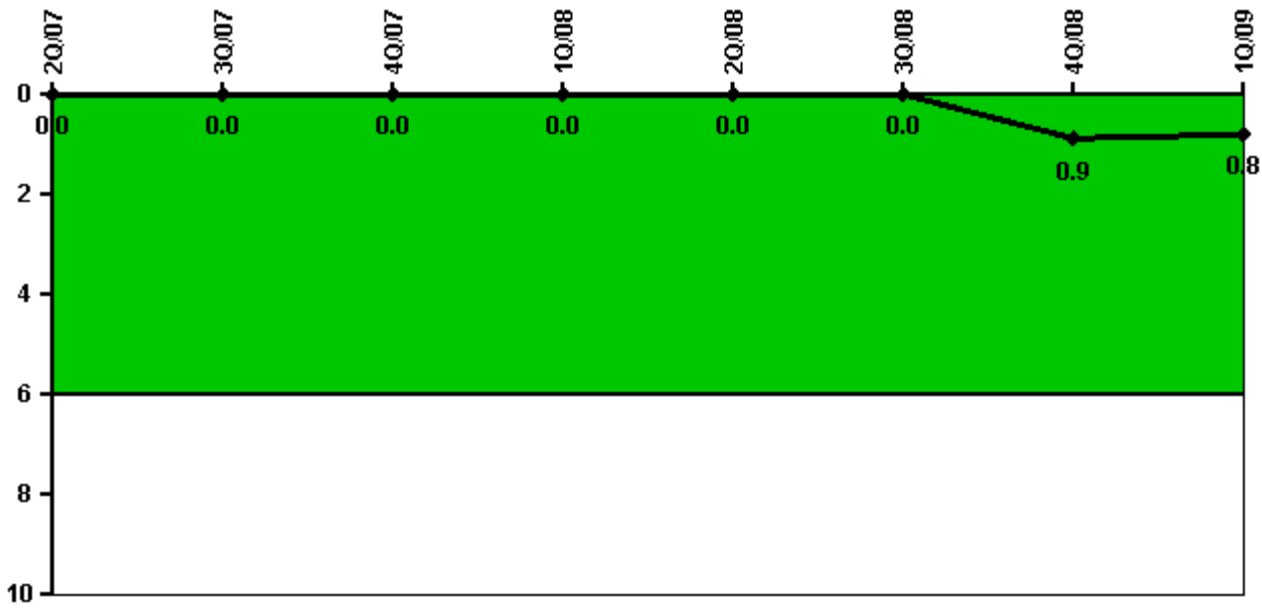
Thresholds: White > 3.0 Yellow > 6.0 Red > 25.0

### Notes

Unplanned Scrams per 7000 Critical Hrs	2Q/07	3Q/07	4Q/07	1Q/08	2Q/08	3Q/08	4Q/08	1Q/09
Unplanned scrams	0	0	0	0	0	0	0	0
Critical hours	2184.0	2208.0	2163.3	1252.6	2184.0	2208.0	2209.0	2159.0
Indicator value	0.8	0	0	0	0	0	0	0

Licensee Comments: none

## Unplanned Power Changes per 7000 Critical Hrs



Thresholds: White > 6.0

### Notes

Unplanned Power Changes per 7000 Critical Hrs	2Q/07	3Q/07	4Q/07	1Q/08	2Q/08	3Q/08	4Q/08	1Q/09
Unplanned power changes	0	0	0	0	0	0	1.0	0
Critical hours	2184.0	2208.0	2163.3	1252.6	2184.0	2208.0	2209.0	2159.0
Indicator value	0	0	0	0	0	0	0.9	0.8

Licensee Comments: none

# Unplanned Scrams with Complications



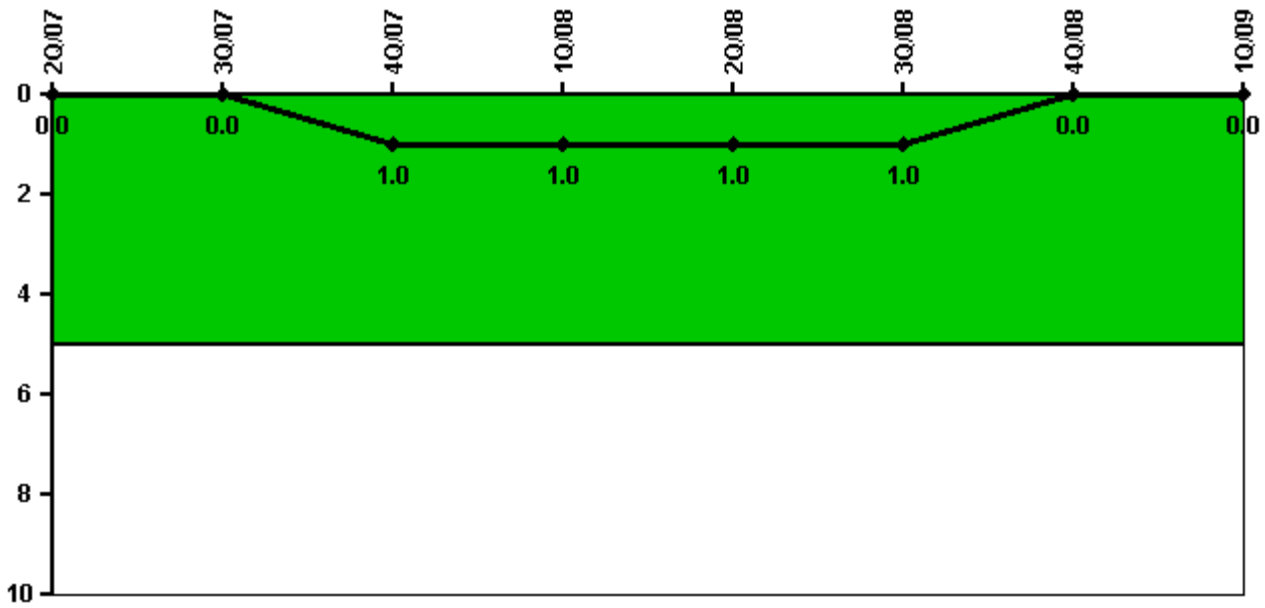
Thresholds: White > 1.0

**Notes**

Unplanned Scrams with Complications	2Q/07	3Q/07	4Q/07	1Q/08	2Q/08	3Q/08	4Q/08	1Q/09
Scrams with complications	0	0	0	0	0	0	0	0
Indicator value		0.0	0.0	0.0	0.0	0.0	0.0	0.0

Licensee Comments: none

## Safety System Functional Failures (PWR)



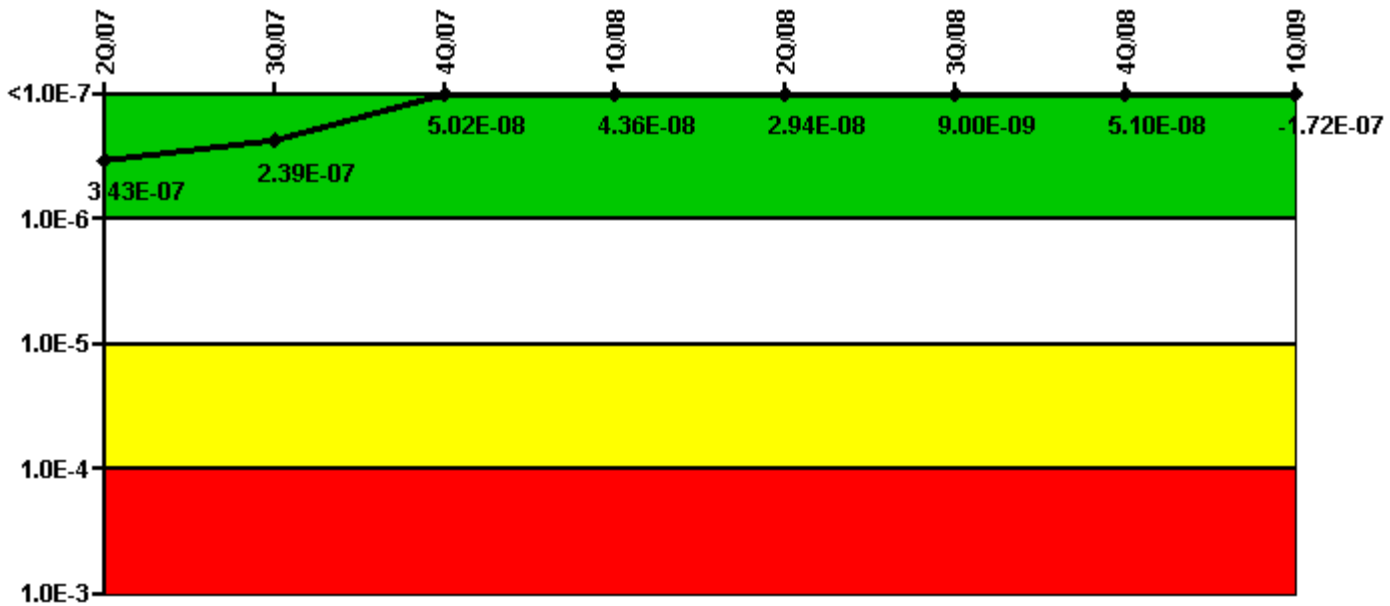
Thresholds: White > 5.0

### Notes

Safety System Functional Failures (PWR)	2Q/07	3Q/07	4Q/07	1Q/08	2Q/08	3Q/08	4Q/08	1Q/09
Safety System Functional Failures	0	0	1	0	0	0	0	0
Indicator value	0	0	1	1	1	1	0	0

Licensee Comments: none

# Mitigating Systems Performance Index, Emergency AC Power System



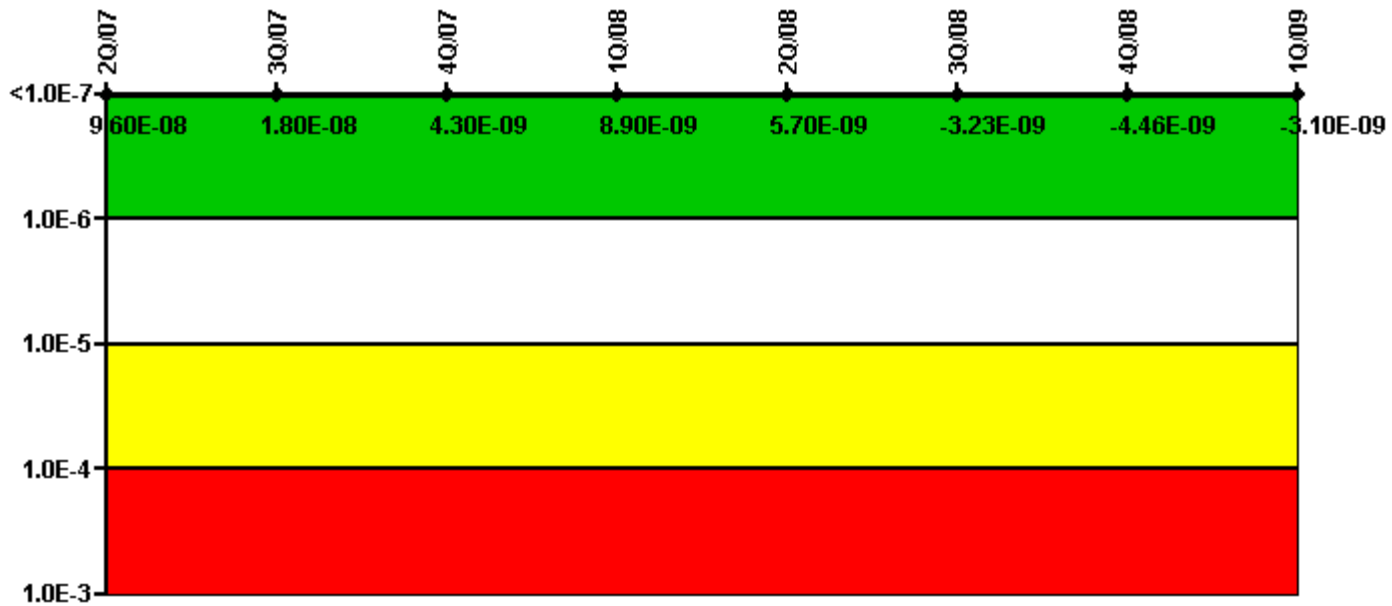
Thresholds: White > 1.00E-6 Yellow > 1.00E-5 Red > 1.00E-4

## Notes

Mitigating Systems Performance Index, Emergency AC Power System	2Q/07	3Q/07	4Q/07	1Q/08	2Q/08	3Q/08	4Q/08	1Q/09
UAI (ΔCDF)	2.70E-07	1.60E-07	4.10E-08	4.20E-08	2.00E-08	-6.00E-09	3.90E-08	-2.40E-09
URI (ΔCDF)	7.30E-08	7.90E-08	9.20E-09	1.60E-09	9.40E-09	1.50E-08	1.20E-08	-1.70E-07
PLE	NO	NO	NO	NO	NO	NO	NO	NO
Indicator value	3.43E-07	2.39E-07	5.02E-08	4.36E-08	2.94E-08	9.00E-09	5.10E-08	-1.72E-07

Licensee Comments: none

# Mitigating Systems Performance Index, High Pressure Injection System



Thresholds: White > 1.00E-6 Yellow > 1.00E-5 Red > 1.00E-4

## Notes

Mitigating Systems Performance Index, High Pressure Injection System	2Q/07	3Q/07	4Q/07	1Q/08	2Q/08	3Q/08	4Q/08	1Q/09
UAI ( $\Delta$ CDF)	1.30E-07	5.20E-08	7.90E-09	1.30E-08	9.60E-09	5.70E-10	-6.60E-10	7.00E-10
URI ( $\Delta$ CDF)	-3.40E-08	-3.40E-08	-3.60E-09	-4.10E-09	-3.90E-09	-3.80E-09	-3.80E-09	-3.80E-09
PLE	NO	NO	NO	NO	NO	NO	NO	NO
Indicator value	9.60E-08	1.80E-08	4.30E-09	8.90E-09	5.70E-09	-3.23E-09	-4.46E-09	-3.10E-09

Licensee Comments:

1Q/09: Changed PRA Parameter(s). PRA parameters changed for 4Q2007 forward to correct previous data entry error.

4Q/08: Changed PRA Parameter(s).

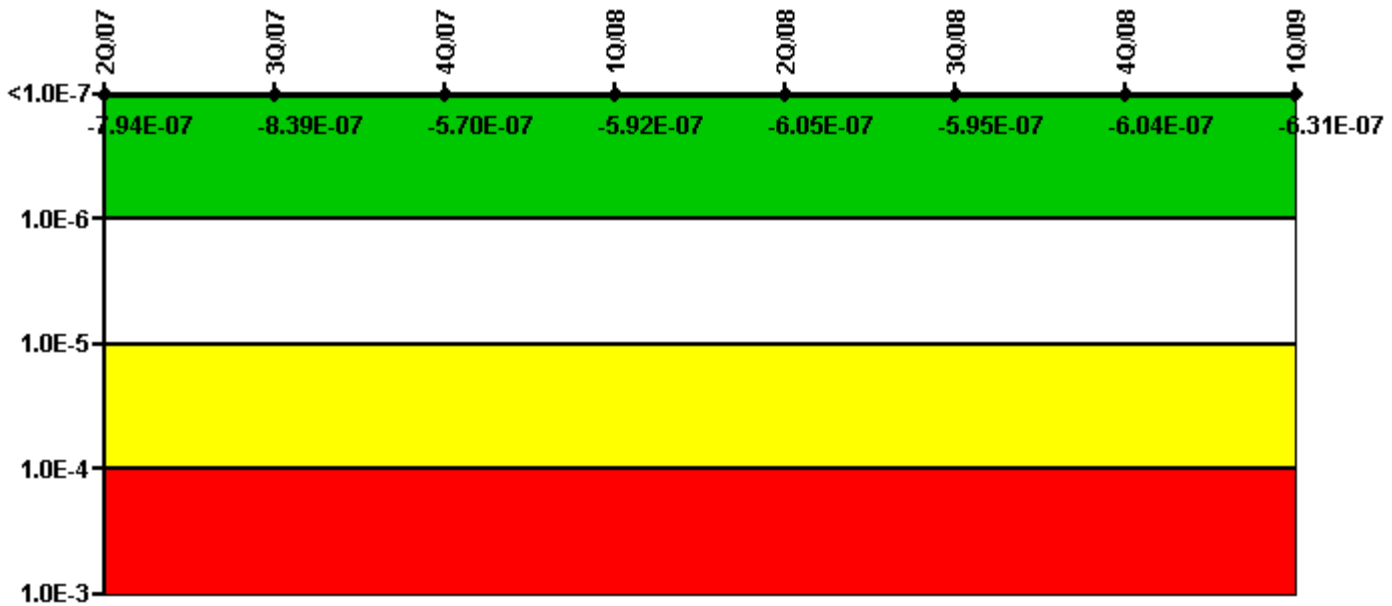
3Q/08: Changed PRA Parameter(s).

2Q/08: Changed PRA Parameter(s).

1Q/08: Changed PRA Parameter(s).

4Q/07: Changed PRA Parameter(s). MSPI Basis Document Change effective for 4Q2007.

# Mitigating Systems Performance Index, Heat Removal System



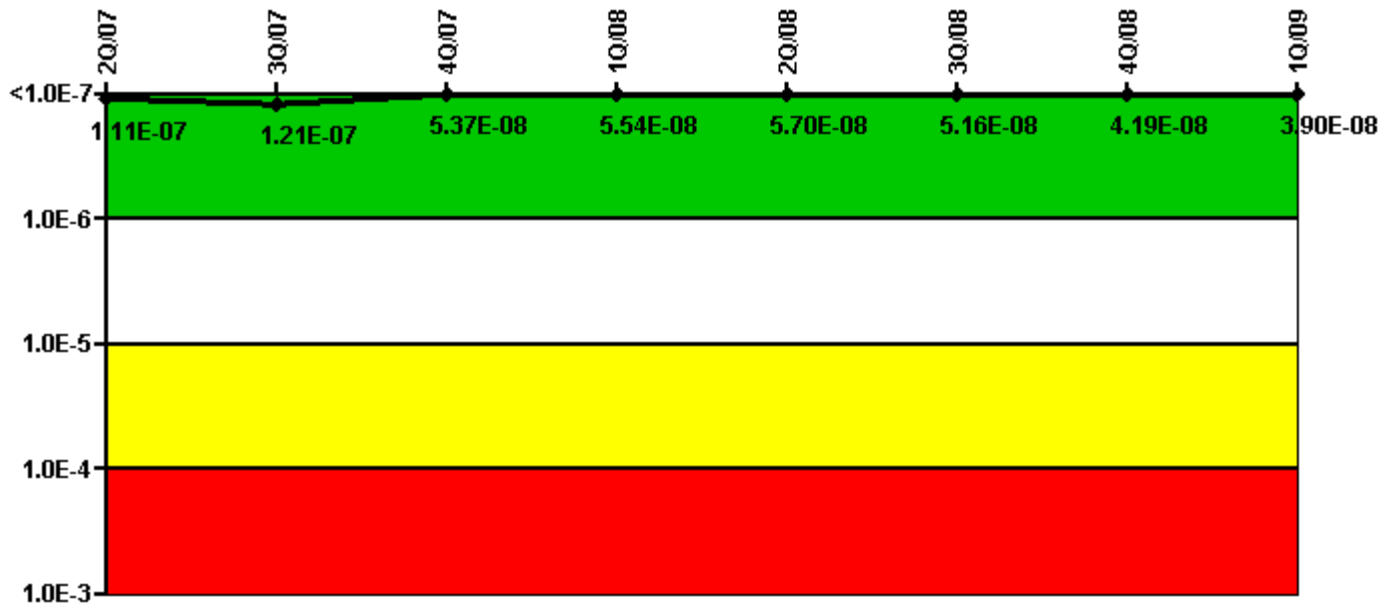
Thresholds: White > 1.00E-6 Yellow > 1.00E-5 Red > 1.00E-4

## Notes

Mitigating Systems Performance Index, Heat Removal System	2Q/07	3Q/07	4Q/07	1Q/08	2Q/08	3Q/08	4Q/08	1Q/09
UAI ( $\Delta$ CDF)	8.60E-08	3.10E-08	1.00E-08	-1.50E-09	-5.20E-09	-4.60E-09	-3.80E-09	-2.10E-08
URI ( $\Delta$ CDF)	-8.80E-07	-8.70E-07	-5.80E-07	-5.90E-07	-6.00E-07	-5.90E-07	-6.00E-07	-6.10E-07
PLE	NO	NO	NO	NO	NO	NO	NO	NO
Indicator value	-7.94E-07	-8.39E-07	-5.70E-07	-5.92E-07	-6.05E-07	-5.95E-07	-6.04E-07	-6.31E-07

Licensee Comments: none

# Mitigating Systems Performance Index, Residual Heat Removal System



Thresholds: White > 1.00E-6 Yellow > 1.00E-5 Red > 1.00E-4

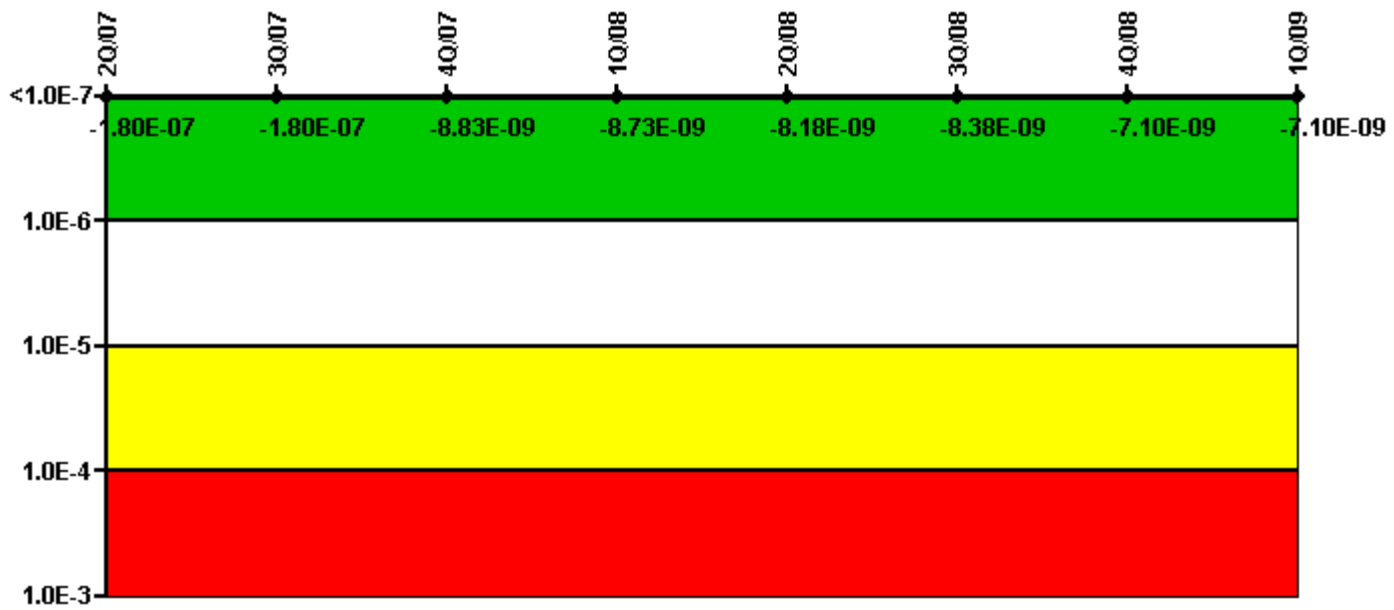
## Notes

Mitigating Systems Performance Index, Residual Heat Removal System	2Q/07	3Q/07	4Q/07	1Q/08	2Q/08	3Q/08	4Q/08	1Q/09
UAI ( $\Delta$ CDF)	1.60E-07	1.70E-07	4.60E-08	4.80E-08	5.00E-08	4.40E-08	3.30E-08	2.80E-08
URI ( $\Delta$ CDF)	-4.90E-08	-4.90E-08	7.70E-09	7.40E-09	7.00E-09	7.60E-09	8.90E-09	1.10E-08
PLE	NO	NO	NO	NO	NO	NO	NO	NO
Indicator value	1.11E-07	1.21E-07	5.37E-08	5.54E-08	5.70E-08	5.16E-08	4.19E-08	3.90E-08

Licensee Comments: none



# Mitigating Systems Performance Index, Cooling Water Systems



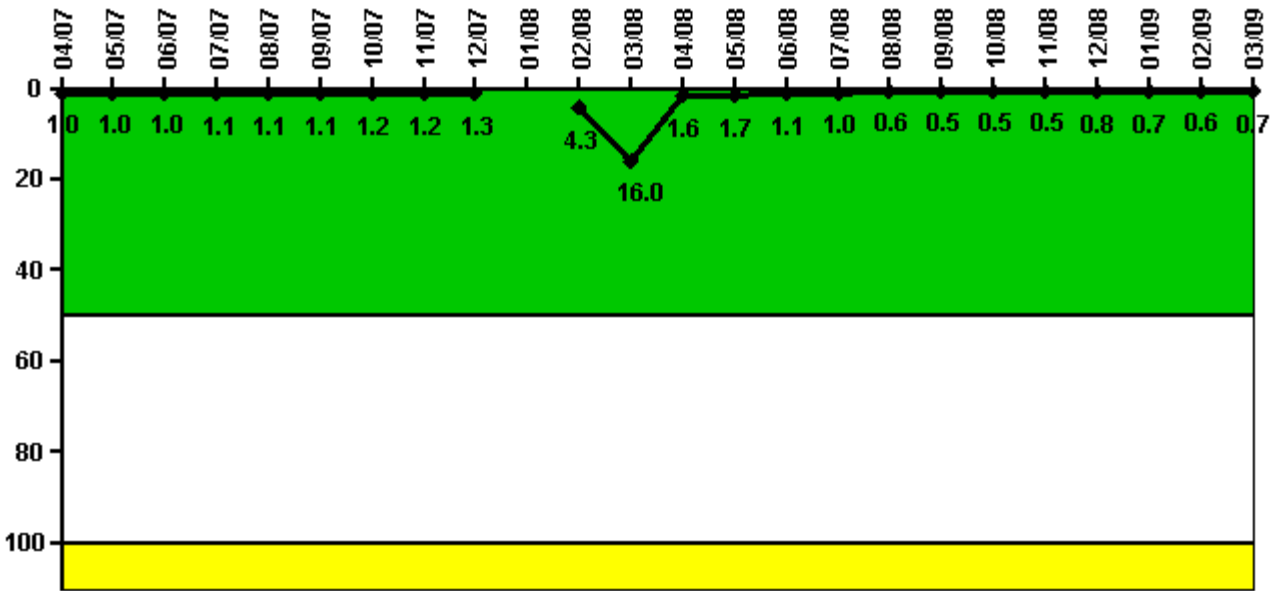
Thresholds: White > 1.00E-6 Yellow > 1.00E-5 Red > 1.00E-4

## Notes

Mitigating Systems Performance Index, Cooling Water Systems	2Q/07	3Q/07	4Q/07	1Q/08	2Q/08	3Q/08	4Q/08	1Q/09
UAI ( $\Delta$ CDF)	-1.60E-10	-1.60E-10	-3.10E-11	-3.10E-11	3.20E-10	3.20E-10	1.40E-09	1.40E-09
URI ( $\Delta$ CDF)	-1.80E-07	-1.80E-07	-8.80E-09	-8.70E-09	-8.50E-09	-8.70E-09	-8.50E-09	-8.50E-09
PLE	NO	NO	NO	NO	NO	NO	NO	NO
Indicator value	-1.80E-07	-1.80E-07	-8.83E-09	-8.73E-09	-8.18E-09	-8.38E-09	-7.10E-09	-7.10E-09

Licensee Comments: none

## Reactor Coolant System Activity



Thresholds: White > 50.0 Yellow > 100.0

### Notes

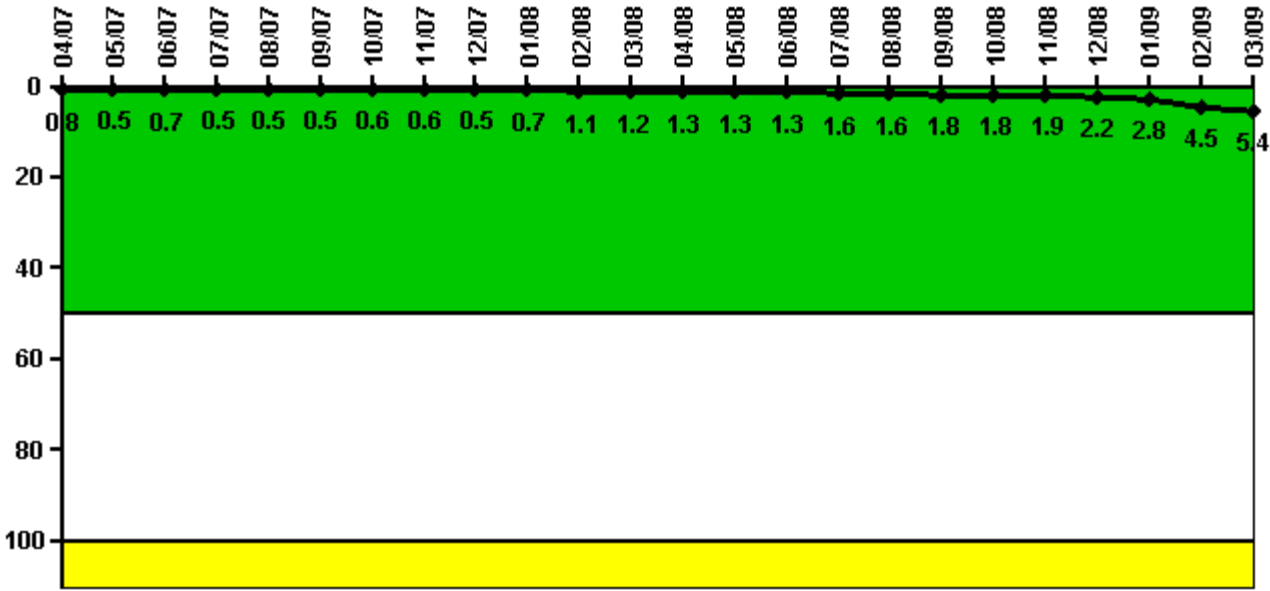
Reactor Coolant System Activity	4/07	5/07	6/07	7/07	8/07	9/07	10/07	11/07	12/07	1/08	2/08	3/08
Maximum activity	0.009700	0.010000	0.010000	0.011000	0.011000	0.011000	0.012000	0.012000	0.013000	N/A	0.043000	0.160000
Technical specification limit	1.0	1.0	1.0	1.0	1.0	1.0	1.0	1.0	1.0	1.0	1.0	1.0
Indicator value	1.0	1.0	1.0	1.1	1.1	1.1	1.2	1.2	1.3	N/A	4.3	16.0

Reactor Coolant System Activity	4/08	5/08	6/08	7/08	8/08	9/08	10/08	11/08	12/08	1/09	2/09	3/09
Maximum activity	0.016400	0.017200	0.011000	0.009600	0.005600	0.005000	0.005400	0.005400	0.008300	0.007000	0.006400	0.007000
Technical specification limit	1.0	1.0	1.0	1.0	1.0	1.0	1.0	1.0	1.0	1.0	1.0	1.0
Indicator value	1.6	1.7	1.1	1.0	0.6	0.5	0.5	0.5	0.8	0.7	0.6	0.7

Licensee Comments: none

## Reactor Coolant System Leakage



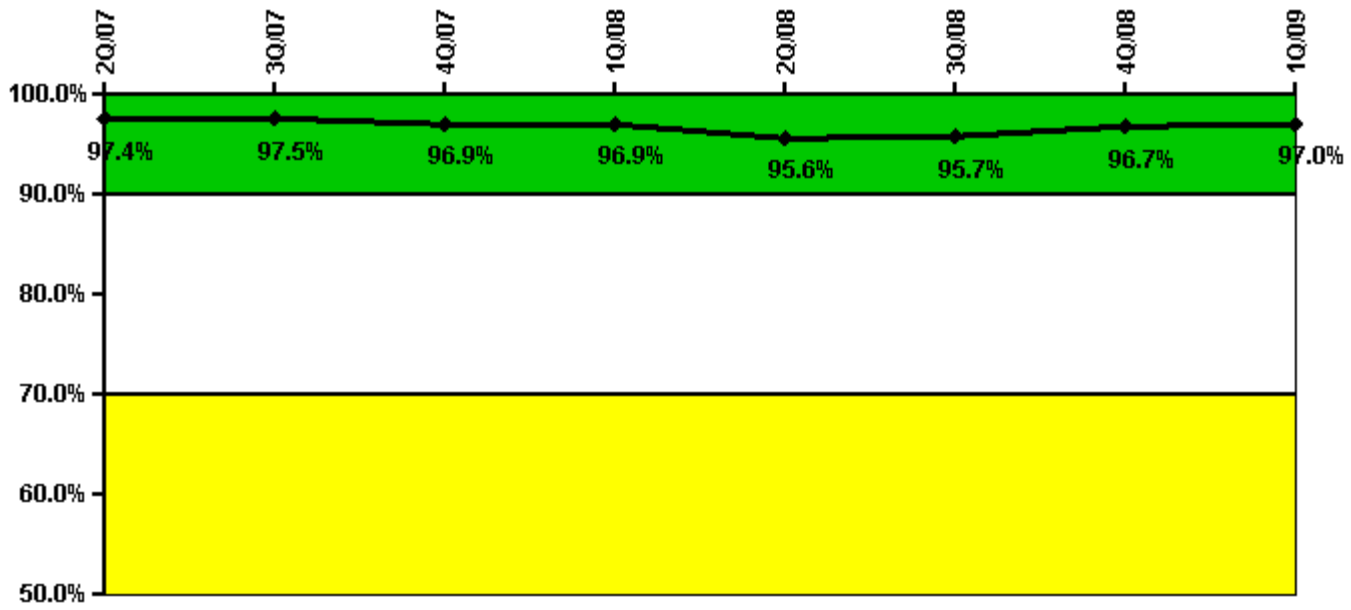
Thresholds: White > 50.0 Yellow > 100.0

### Notes

Reactor Coolant System Leakage	4/07	5/07	6/07	7/07	8/07	9/07	10/07	11/07	12/07	1/08	2/08	3/08
Maximum leakage	0.084	0.048	0.065	0.047	0.047	0.052	0.062	0.060	0.050	0.069	0.113	0.121
Technical specification limit	10.0	10.0	10.0	10.0	10.0	10.0	10.0	10.0	10.0	10.0	10.0	10.0
Indicator value	0.8	0.5	0.7	0.5	0.5	0.5	0.6	0.6	0.5	0.7	1.1	1.2
Reactor Coolant System Leakage	4/08	5/08	6/08	7/08	8/08	9/08	10/08	11/08	12/08	1/09	2/09	3/09
Maximum leakage	0.133	0.125	0.133	0.158	0.160	0.176	0.177	0.190	0.220	0.282	0.448	0.540
Technical specification limit	10.0	10.0	10.0	10.0	10.0	10.0	10.0	10.0	10.0	10.0	10.0	10.0
Indicator value	1.3	1.3	1.3	1.6	1.6	1.8	1.8	1.9	2.2	2.8	4.5	5.4

Licensee Comments: none

## Drill/Exercise Performance



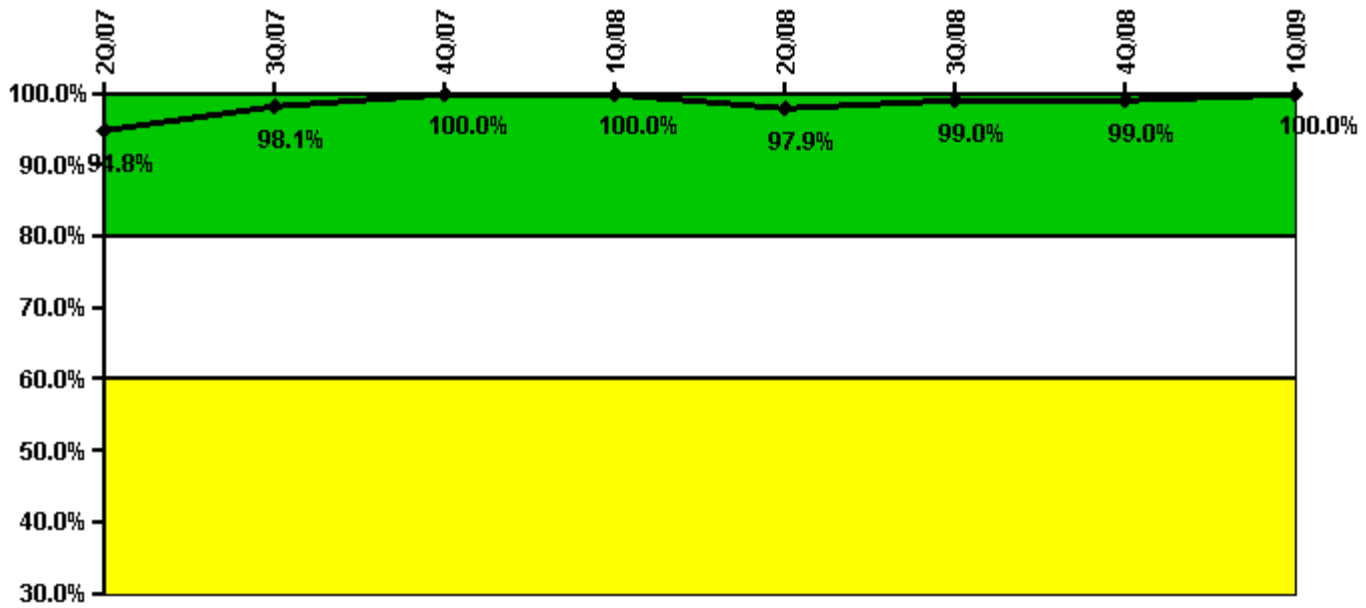
Thresholds: White < 90.0% Yellow < 70.0%

### Notes

Drill/Exercise Performance	2Q/07	3Q/07	4Q/07	1Q/08	2Q/08	3Q/08	4Q/08	1Q/09
Successful opportunities	38.0	29.0	45.0	0	17.0	28.0	38.0	29.0
Total opportunities	38.0	30.0	46.0	0	20.0	28.0	39.0	30.0
Indicator value	97.4%	97.5%	96.9%	96.9%	95.6%	95.7%	96.7%	97.0%

Licensee Comments: none

## ERO Drill Participation



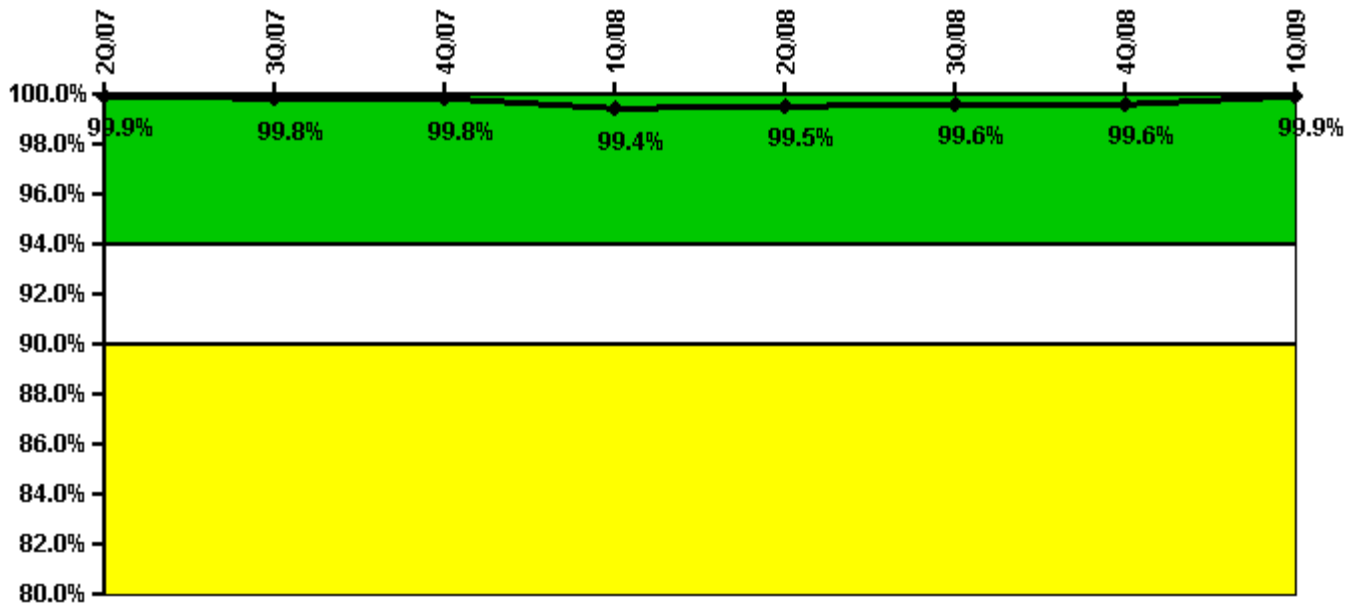
Thresholds: White < 80.0% Yellow < 60.0%

### Notes

ERO Drill Participation	2Q/07	3Q/07	4Q/07	1Q/08	2Q/08	3Q/08	4Q/08	1Q/09
Participating Key personnel	91.0	103.0	101.0	93.0	94.0	96.0	99.0	99.0
Total Key personnel	96.0	105.0	101.0	93.0	96.0	97.0	100.0	99.0
Indicator value	94.8%	98.1%	100.0%	100.0%	97.9%	99.0%	99.0%	100.0%

Licensee Comments: none

## Alert & Notification System



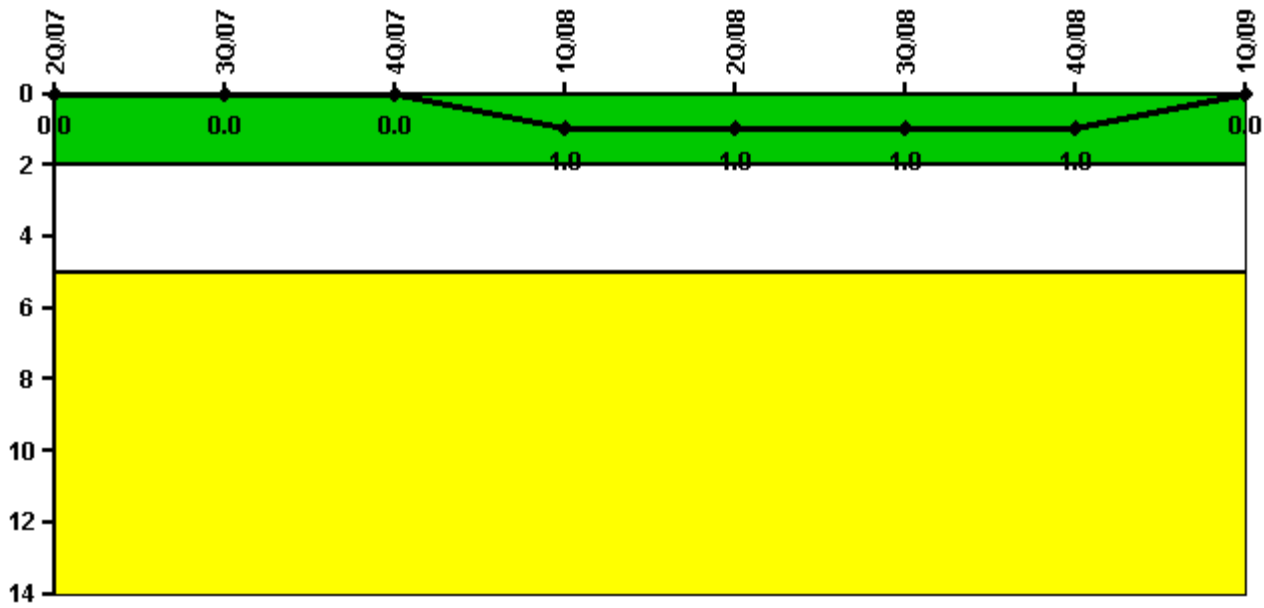
Thresholds: White < 94.0% Yellow < 90.0%

### Notes

Alert & Notification System	2Q/07	3Q/07	4Q/07	1Q/08	2Q/08	3Q/08	4Q/08	1Q/09
Successful siren-tests	699	700	700	693	701	702	701	701
Total sirens-tests	702	702	702	702	702	702	702	702
Indicator value	99.9%	99.8%	99.8%	99.4%	99.5%	99.6%	99.6%	99.9%

Licensee Comments: none

## Occupational Exposure Control Effectiveness



Thresholds: White > 2.0 Yellow > 5.0

### Notes

Occupational Exposure Control Effectiveness	2Q/07	3Q/07	4Q/07	1Q/08	2Q/08	3Q/08	4Q/08	1Q/09
High radiation area occurrences	0	0	0	1	0	0	0	0
Very high radiation area occurrences	0	0	0	0	0	0	0	0
Unintended exposure occurrences	0	0	0	0	0	0	0	0
Indicator value	0	0	0	1	1	1	1	0

Licensee Comments: none

## RETS/ODCM Radiological Effluent



Thresholds: White > 1.0 Yellow > 3.0

### Notes

RETS/ODCM Radiological Effluent	2Q/07	3Q/07	4Q/07	1Q/08	2Q/08	3Q/08	4Q/08	1Q/09
RETS/ODCM occurrences	0	0	0	0	0	0	0	0
Indicator value	0	0	0	0	0	0	0	0

Licensee Comments: none

[Security](#) information not publicly available.