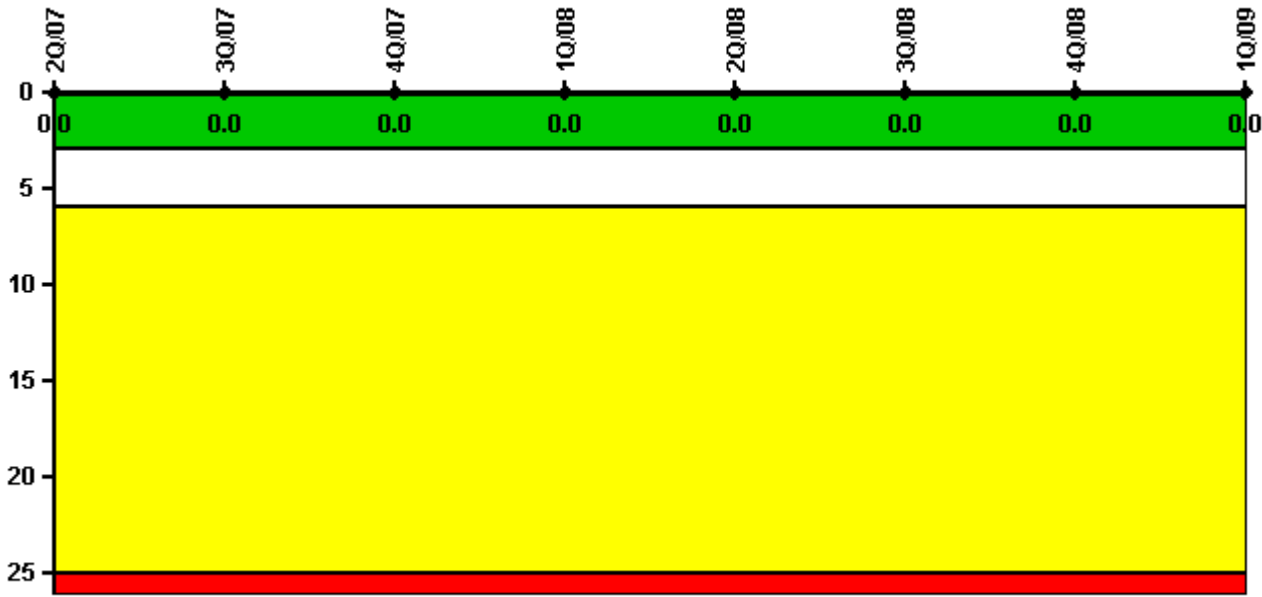


Byron 1

1Q/2009 Performance Indicators

Licensee's General Comments: none

Unplanned Scrams per 7000 Critical Hrs



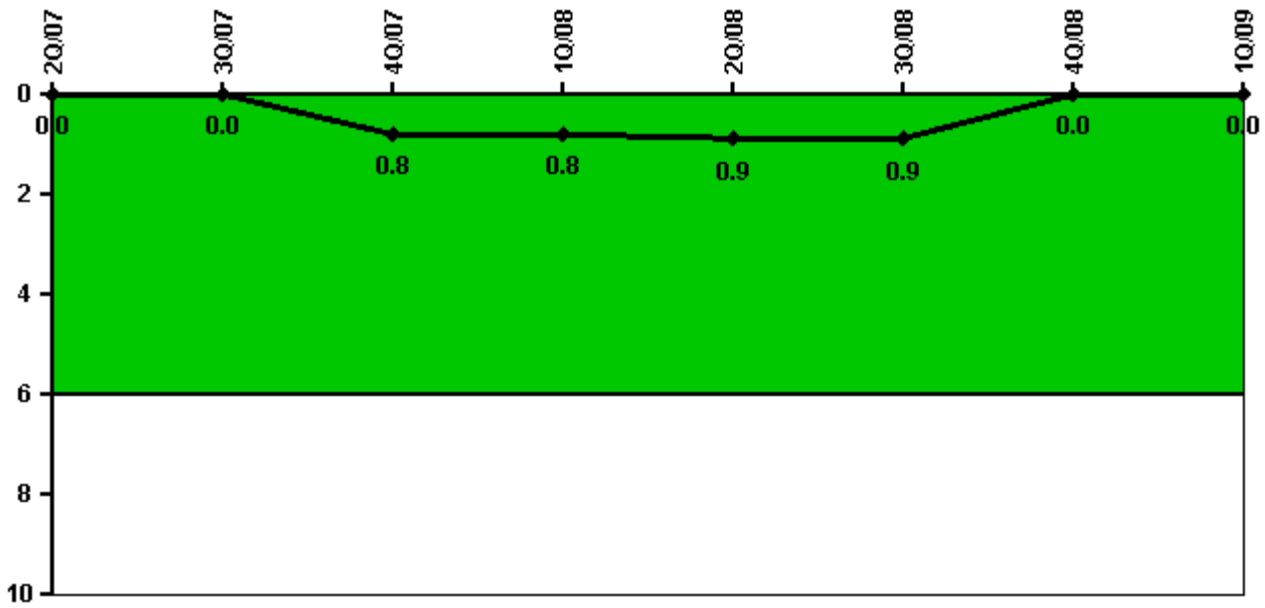
Thresholds: White > 3.0 Yellow > 6.0 Red > 25.0

Notes

Unplanned Scrams per 7000 Critical Hrs	2Q/07	3Q/07	4Q/07	1Q/08	2Q/08	3Q/08	4Q/08	1Q/09
Unplanned scrams	0	0	0	0	0	0	0	0
Critical hours	2184.0	2208.0	1944.2	1990.0	1868.7	2208.0	2209.0	2159.0
Indicator value	0	0	0	0	0	0	0	0

Licensee Comments: none

Unplanned Power Changes per 7000 Critical Hrs



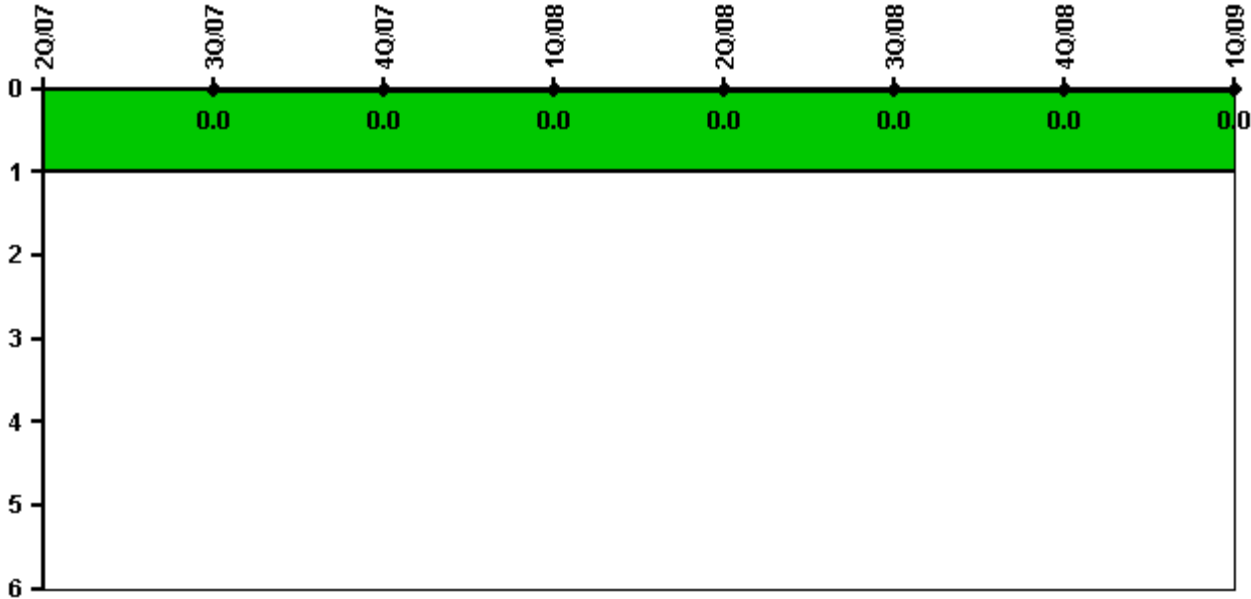
Thresholds: White > 6.0

Notes

Unplanned Power Changes per 7000 Critical Hrs	2Q/07	3Q/07	4Q/07	1Q/08	2Q/08	3Q/08	4Q/08	1Q/09
Unplanned power changes	0	0	1.0	0	0	0	0	0
Critical hours	2184.0	2208.0	1944.2	1990.0	1868.7	2208.0	2209.0	2159.0
Indicator value	0	0	0.8	0.8	0.9	0.9	0	0

Licensee Comments: none

Unplanned Scrams with Complications



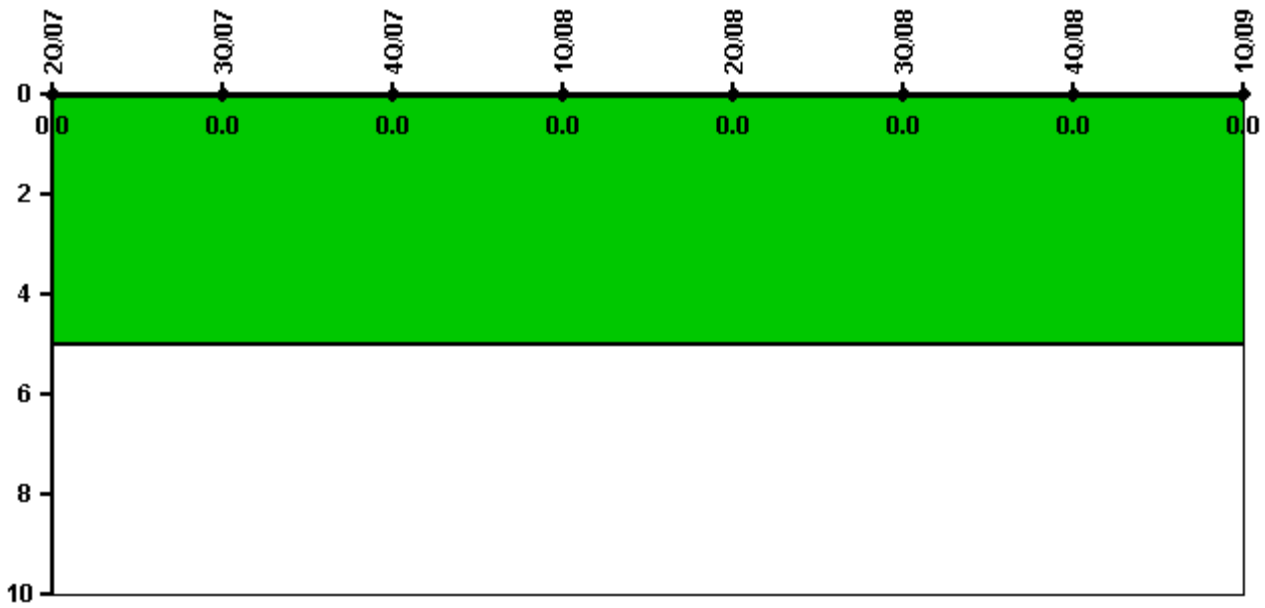
Thresholds: White > 1.0

Notes

Unplanned Scrams with Complications	2Q/07	3Q/07	4Q/07	1Q/08	2Q/08	3Q/08	4Q/08	1Q/09
Scrams with complications	0	0	0	0	0	0	0	0
Indicator value		0.0	0.0	0.0	0.0	0.0	0.0	0.0

Licensee Comments: none

Safety System Functional Failures (PWR)



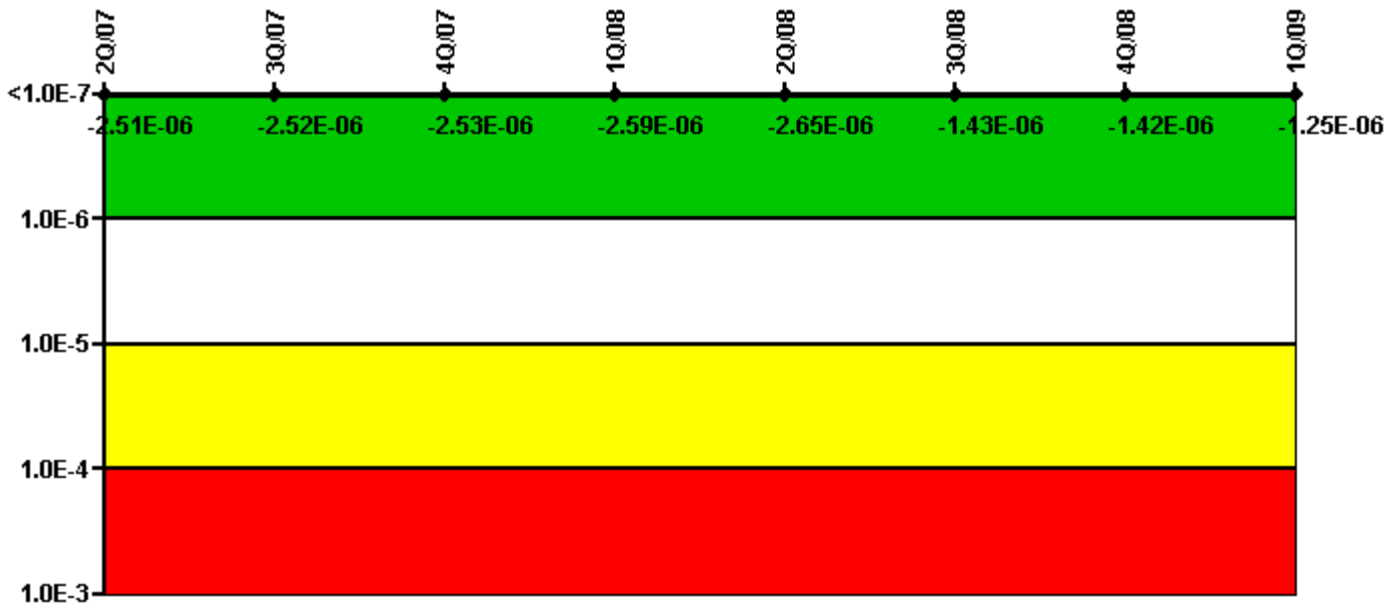
Thresholds: White > 5.0

Notes

Safety System Functional Failures (PWR)	2Q/07	3Q/07	4Q/07	1Q/08	2Q/08	3Q/08	4Q/08	1Q/09
Safety System Functional Failures	0	0	0	0	0	0	0	0
Indicator value	0	0	0	0	0	0	0	0

Licensee Comments: none

Mitigating Systems Performance Index, Emergency AC Power System



Thresholds: White > 1.00E-6 Yellow > 1.00E-5 Red > 1.00E-4

Notes

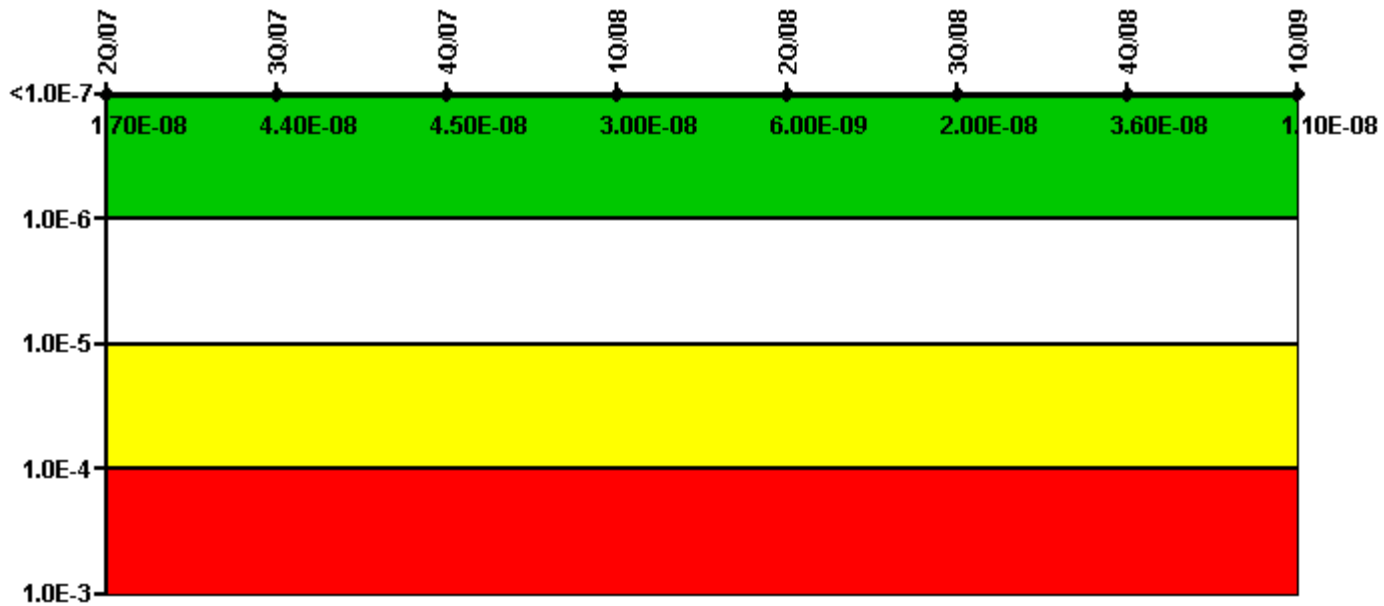
Mitigating Systems Performance Index, Emergency AC Power System	2Q/07	3Q/07	4Q/07	1Q/08	2Q/08	3Q/08	4Q/08	1Q/09
UAI (Δ CDF)	8.90E-08	7.80E-08	7.50E-08	8.30E-09	-4.50E-08	-2.90E-08	-1.90E-08	5.10E-08
URI (Δ CDF)	-2.60E-06	-2.60E-06	-2.60E-06	-2.60E-06	-2.60E-06	-1.40E-06	-1.40E-06	-1.30E-06
PLE	NO	NO	NO	NO	NO	NO	NO	NO
Indicator value	-2.51E-06	-2.52E-06	-2.53E-06	-2.59E-06	-2.65E-06	-1.43E-06	-1.42E-06	-1.25E-06

Licensee Comments:

1Q/09: Changed PRA Parameter(s). Demand / Run Time reporting for Reliability changed from actuals to estimated!

2Q/06: Revised PRA parameters per PRA revision 6D. Changed demand and run time reporting from monthly actuals to estimated.

Mitigating Systems Performance Index, High Pressure Injection System



Thresholds: White > 1.00E-6 Yellow > 1.00E-5 Red > 1.00E-4

Notes

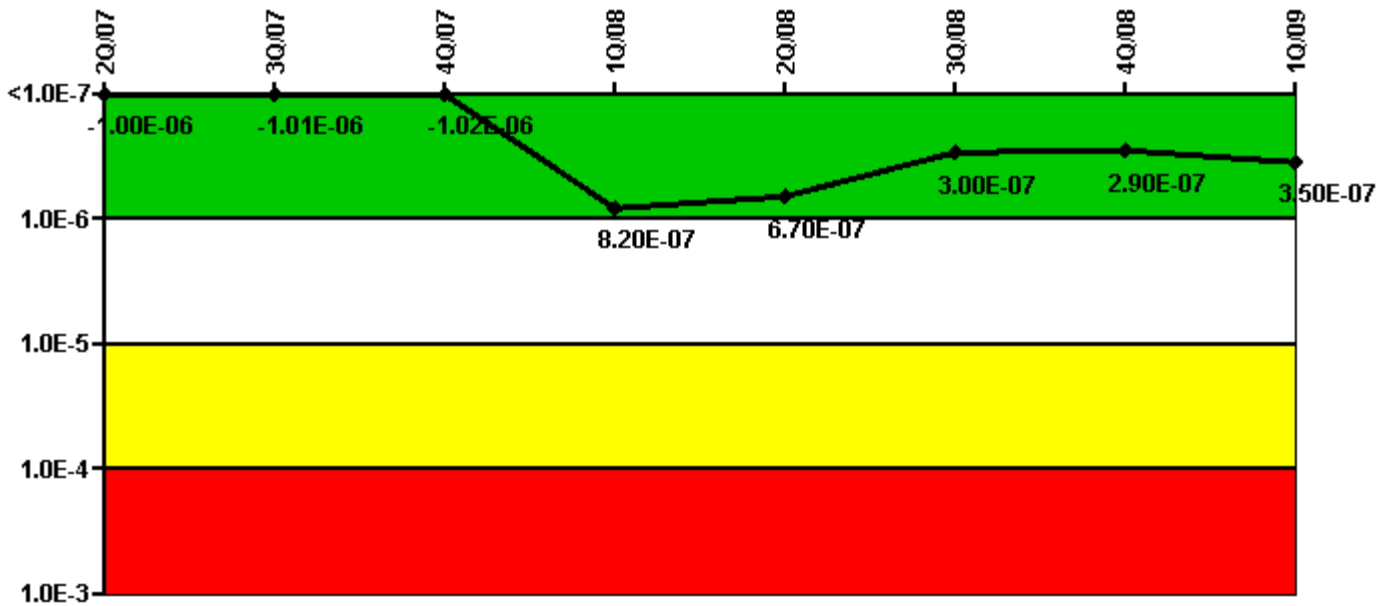
Mitigating Systems Performance Index, High Pressure Injection System	2Q/07	3Q/07	4Q/07	1Q/08	2Q/08	3Q/08	4Q/08	1Q/09
UAI (Δ CDF)	3.10E-08	5.80E-08	5.90E-08	4.40E-08	2.00E-08	4.20E-08	5.80E-08	2.20E-08
URI (Δ CDF)	-1.40E-08	-1.40E-08	-1.40E-08	-1.40E-08	-1.40E-08	-2.20E-08	-2.20E-08	-1.10E-08
PLE	NO	NO	NO	NO	NO	NO	NO	NO
Indicator value	1.70E-08	4.40E-08	4.50E-08	3.00E-08	6.00E-09	2.00E-08	3.60E-08	1.10E-08

Licensee Comments:

1Q/09: Changed PRA Parameter(s). Demand / Run Time reporting for Reliability changed from actuals to estimated!

2Q/06: Revised PRA parameters per PRA revision 6D. Changed demand and run time reporting from monthly actuals to estimated.

Mitigating Systems Performance Index, Heat Removal System



Thresholds: White > 1.00E-6 Yellow > 1.00E-5 Red > 1.00E-4

Notes

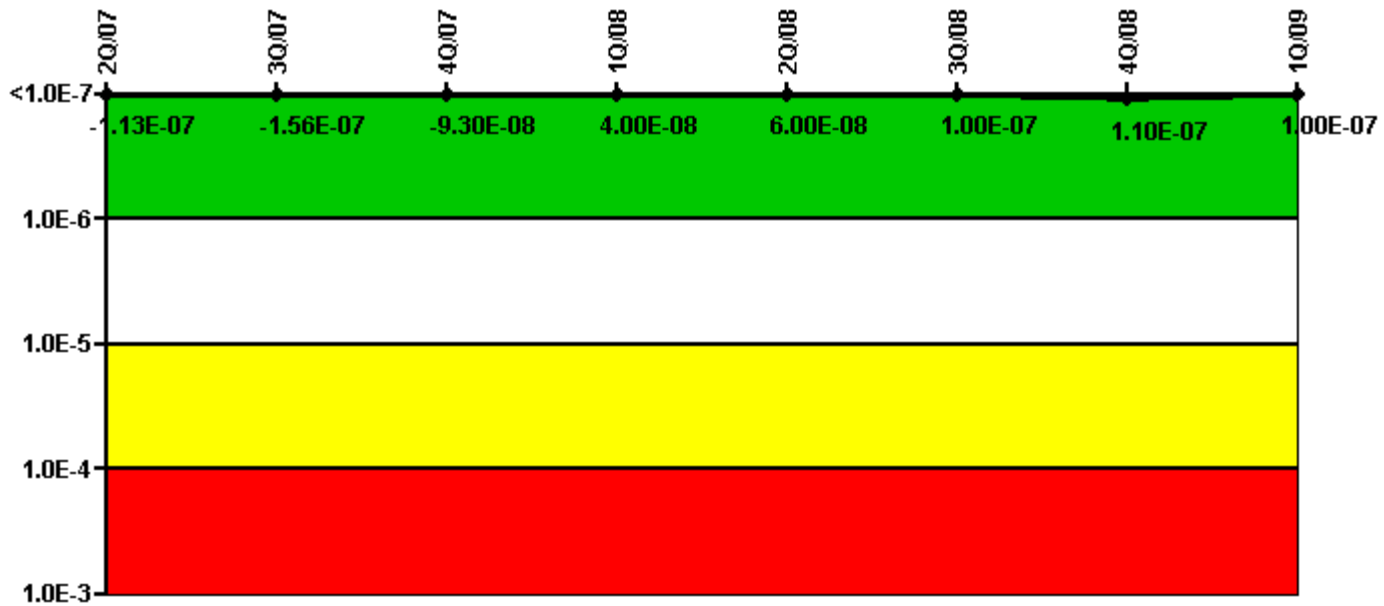
Mitigating Systems Performance Index, Heat Removal System	2Q/07	3Q/07	4Q/07	1Q/08	2Q/08	3Q/08	4Q/08	1Q/09
UAI (ΔCDF)	9.70E-08	8.80E-08	8.50E-08	3.20E-07	3.60E-07	1.30E-07	1.20E-07	2.10E-07
URI (ΔCDF)	-1.10E-06	-1.10E-06	-1.10E-06	5.00E-07	3.10E-07	1.70E-07	1.70E-07	1.40E-07
PLE	NO	NO	NO	NO	NO	NO	NO	NO
Indicator value	-1.00E-06	-1.01E-06	-1.02E-06	8.20E-07	6.70E-07	3.00E-07	2.90E-07	3.50E-07

Licensee Comments:

1Q/09: Changed PRA Parameter(s).

2Q/06: Revised PRA parameters per PRA revision 6D.

Mitigating Systems Performance Index, Residual Heat Removal System



Thresholds: White > 1.00E-6 Yellow > 1.00E-5 Red > 1.00E-4

Notes

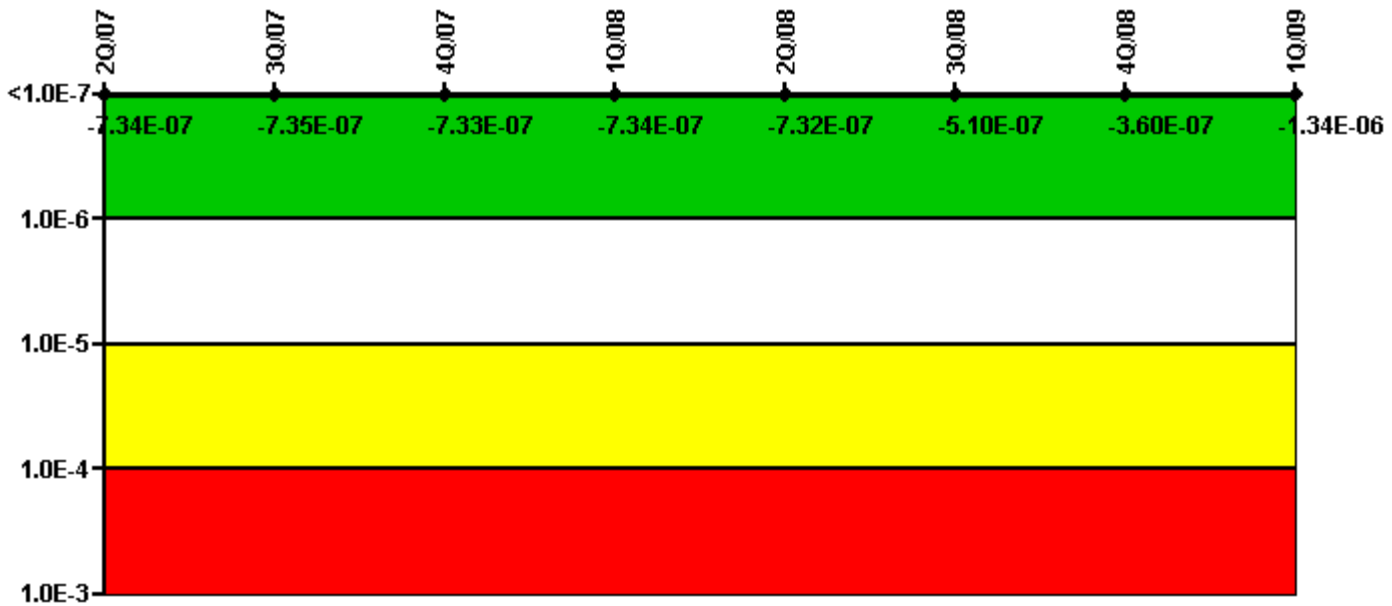
Mitigating Systems Performance Index, Residual Heat Removal System	2Q/07	3Q/07	4Q/07	1Q/08	2Q/08	3Q/08	4Q/08	1Q/09
UAI (Δ CDF)	1.70E-08	-2.60E-08	4.70E-08	1.60E-07	2.00E-07	2.50E-07	2.50E-07	2.50E-07
URI (Δ CDF)	-1.30E-07	-1.30E-07	-1.40E-07	-1.20E-07	-1.40E-07	-1.50E-07	-1.40E-07	-1.50E-07
PLE	NO	NO	NO	NO	NO	NO	NO	NO
Indicator value	-1.13E-07	-1.56E-07	-9.30E-08	4.00E-08	6.00E-08	1.00E-07	1.10E-07	1.00E-07

Licensee Comments:

1Q/09: Changed PRA Parameter(s). Demand / Run Time reporting for Reliability changed from actuals to estimated!

2Q/06: Revised PRA parameters per PRA revision 6D. Changed demand and run time reporting from monthly actuals to estimated.

Mitigating Systems Performance Index, Cooling Water Systems



Thresholds: White > 1.00E-6 Yellow > 1.00E-5 Red > 1.00E-4

Notes

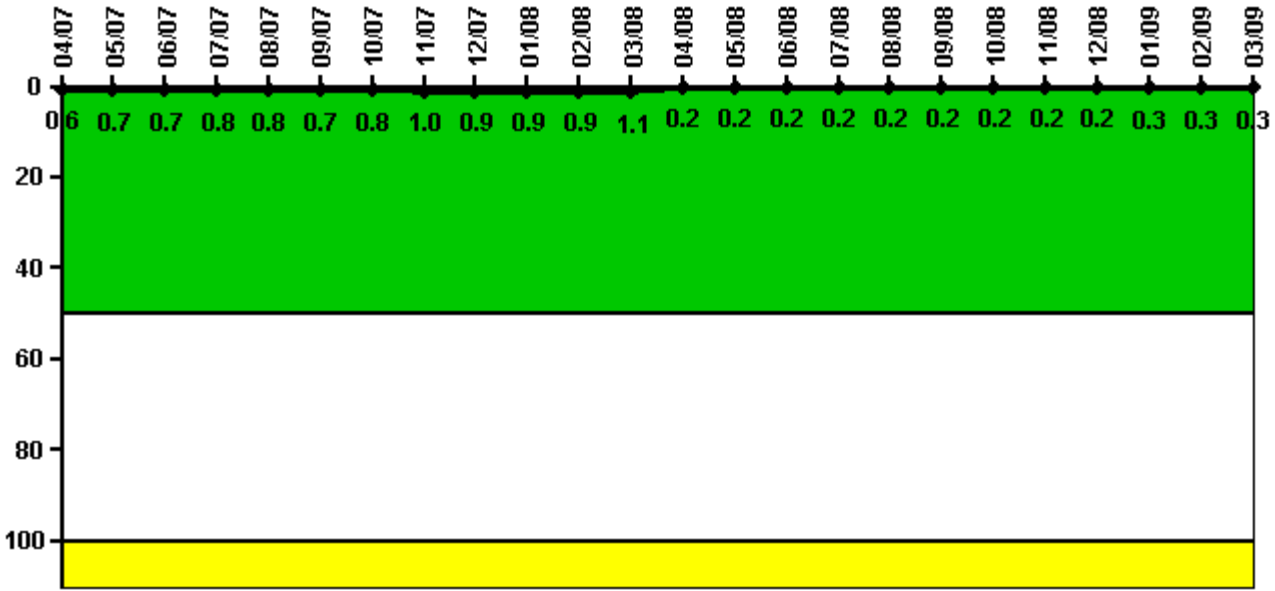
Mitigating Systems Performance Index, Cooling Water Systems	2Q/07	3Q/07	4Q/07	1Q/08	2Q/08	3Q/08	4Q/08	1Q/09
UAI (Δ CDF)	2.60E-08	1.50E-08	1.70E-08	1.60E-08	1.80E-08	2.00E-08	1.70E-07	6.40E-08
URI (Δ CDF)	-7.60E-07	-7.50E-07	-7.50E-07	-7.50E-07	-7.50E-07	-5.30E-07	-5.30E-07	-1.40E-06
PLE	NO	NO	NO	NO	NO	NO	NO	NO
Indicator value	-7.34E-07	-7.35E-07	-7.33E-07	-7.34E-07	-7.32E-07	-5.10E-07	-3.60E-07	-1.34E-06

Licensee Comments:

1Q/09: Changed PRA Parameter(s). Demand / Run Time reporting for Reliability changed from actuals to estimated!

2Q/06: Revised PRA parameters per PRA revision 6D. Changed demand and run time reporting from monthly actuals to estimated.

Reactor Coolant System Activity



Thresholds: White > 50.0 Yellow > 100.0


Notes

Reactor Coolant System Activity	4/07	5/07	6/07	7/07	8/07	9/07	10/07	11/07	12/07	1/08	2/08	3/08
Maximum activity	0.006430	0.007010	0.007260	0.007640	0.007650	0.007380	0.008000	0.009550	0.008750	0.008660	0.008680	0.010500
Technical specification limit	1.0	1.0	1.0	1.0	1.0	1.0	1.0	1.0	1.0	1.0	1.0	1.0
Indicator value	0.6	0.7	0.7	0.8	0.8	0.7	0.8	1.0	0.9	0.9	0.9	1.1

Reactor Coolant System Activity	4/08	5/08	6/08	7/08	8/08	9/08	10/08	11/08	12/08	1/09	2/09	3/09
Maximum activity	0.001770	0.001850	0.001920	0.001970	0.002050	0.002140	0.002240	0.002400	0.002470	0.002840	0.002670	0.002690
Technical specification limit	1.0	1.0	1.0	1.0	1.0	1.0	1.0	1.0	1.0	1.0	1.0	1.0
Indicator value	0.2	0.2	0.2	0.2	0.2	0.2	0.2	0.2	0.2	0.3	0.3	0.3

Licensee Comments: none

Reactor Coolant System Leakage



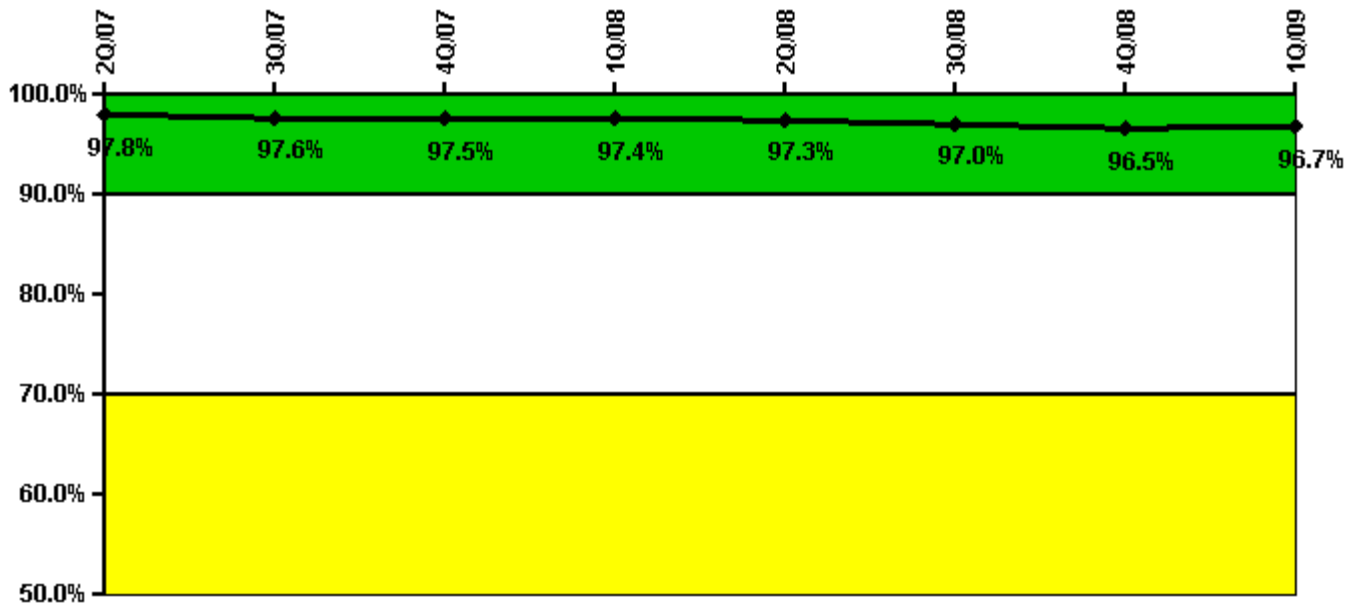
Thresholds: White > 50.0 Yellow > 100.0

Notes

Reactor Coolant System Leakage	4/07	5/07	6/07	7/07	8/07	9/07	10/07	11/07	12/07	1/08	2/08	3/08
Maximum leakage	0.126	0.118	0.113	0.121	0.115	0.112	0.132	0.160	0.134	0.132	0.130	0.141
Technical specification limit	10.0	10.0	10.0	10.0	10.0	10.0	10.0	10.0	10.0	10.0	10.0	10.0
Indicator value	1.3	1.2	1.1	1.2	1.2	1.1	1.3	1.6	1.3	1.3	1.3	1.4
Reactor Coolant System Leakage	4/08	5/08	6/08	7/08	8/08	9/08	10/08	11/08	12/08	1/09	2/09	3/09
Maximum leakage	0.140	0.118	0.125	0.108	0.172	0.123	0.112	0.113	0.107	0.114	0.122	0.113
Technical specification limit	10.0	10.0	10.0	10.0	10.0	10.0	10.0	10.0	10.0	10.0	10.0	10.0
Indicator value	1.4	1.2	1.3	1.1	1.7	1.2	1.1	1.1	1.1	1.1	1.2	1.1

Licensee Comments: none

Drill/Exercise Performance



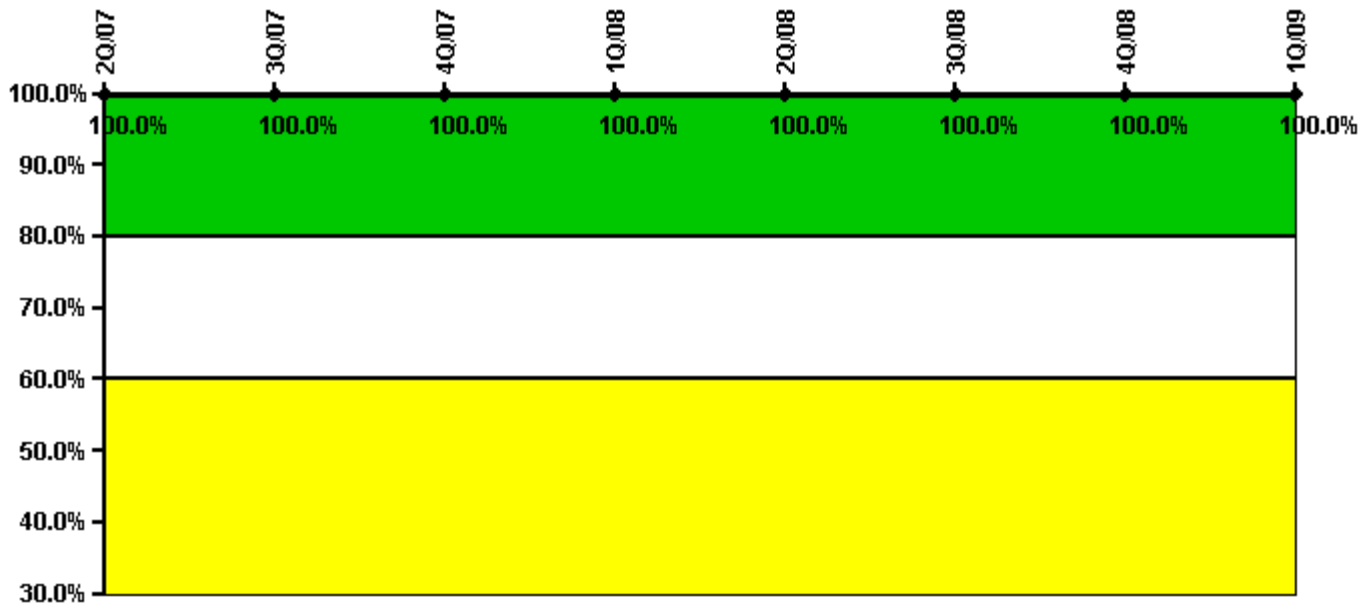
Thresholds: White < 90.0% Yellow < 70.0%

Notes

Drill/Exercise Performance	2Q/07	3Q/07	4Q/07	1Q/08	2Q/08	3Q/08	4Q/08	1Q/09
Successful opportunities	45.0	43.0	88.0	4.0	27.0	62.0	53.0	30.0
Total opportunities	49.0	44.0	90.0	4.0	28.0	64.0	55.0	30.0
Indicator value	97.8%	97.6%	97.5%	97.4%	97.3%	97.0%	96.5%	96.7%

Licensee Comments: none

ERO Drill Participation



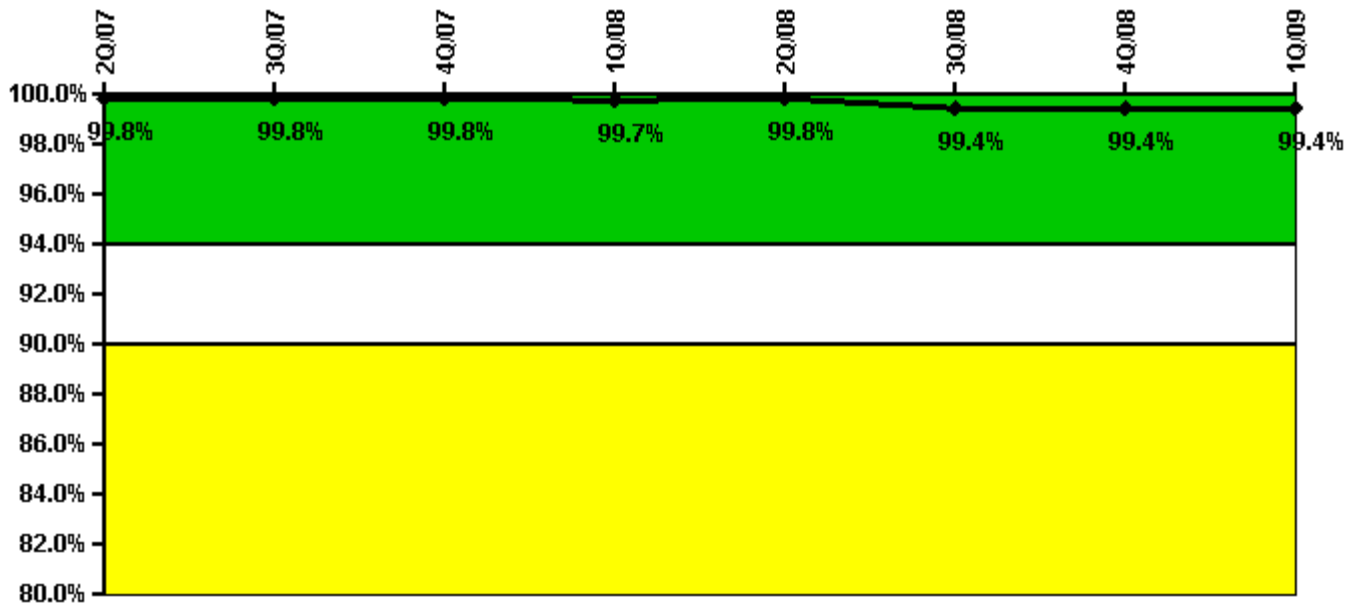
Thresholds: White < 80.0% Yellow < 60.0%

Notes

ERO Drill Participation	2Q/07	3Q/07	4Q/07	1Q/08	2Q/08	3Q/08	4Q/08	1Q/09
Participating Key personnel	66.0	75.0	75.0	73.0	81.0	83.0	82.0	78.0
Total Key personnel	66.0	75.0	75.0	73.0	81.0	83.0	82.0	78.0
Indicator value	100.0%	100.0%	100.0%	100.0%	100.0%	100.0%	100.0%	100.0%

Licensee Comments: none

Alert & Notification System



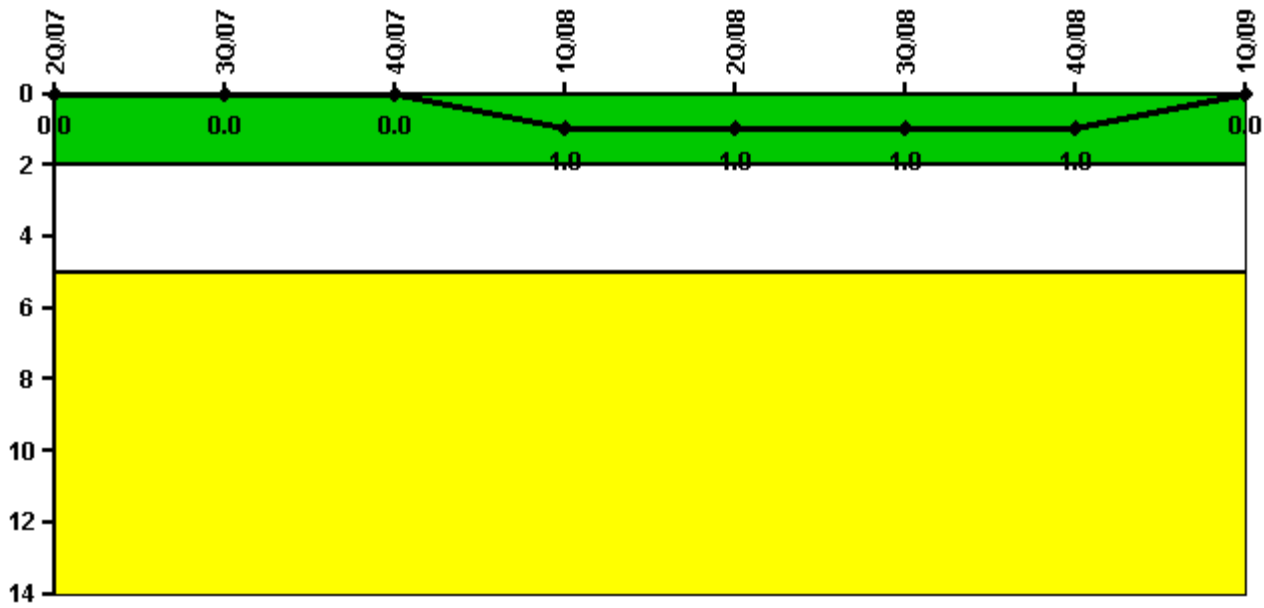
Thresholds: White < 94.0% Yellow < 90.0%

Notes

Alert & Notification System	2Q/07	3Q/07	4Q/07	1Q/08	2Q/08	3Q/08	4Q/08	1Q/09
Successful siren-tests	5985	5988	5997	5996	6003	6006	5995	5915
Total sirens-tests	6005	6009	6007	6011	6016	6108	6016	5922
Indicator value	99.8%	99.8%	99.8%	99.7%	99.8%	99.4%	99.4%	99.4%

Licensee Comments: none

Occupational Exposure Control Effectiveness



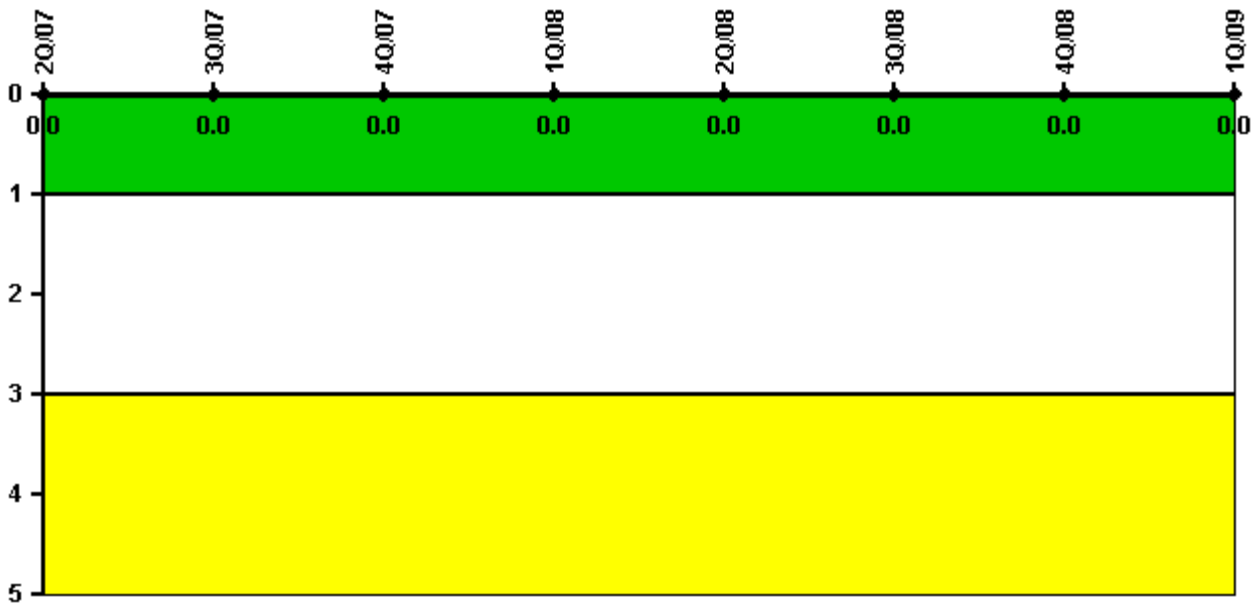
Thresholds: White > 2.0 Yellow > 5.0

Notes

Occupational Exposure Control Effectiveness	2Q/07	3Q/07	4Q/07	1Q/08	2Q/08	3Q/08	4Q/08	1Q/09
High radiation area occurrences	0	0	0	1	0	0	0	0
Very high radiation area occurrences	0	0	0	0	0	0	0	0
Unintended exposure occurrences	0	0	0	0	0	0	0	0
Indicator value	0	0	0	1	1	1	1	0

Licensee Comments: none

RETS/ODCM Radiological Effluent



Thresholds: White > 1.0 Yellow > 3.0

Notes

RETS/ODCM Radiological Effluent	2Q/07	3Q/07	4Q/07	1Q/08	2Q/08	3Q/08	4Q/08	1Q/09
RETS/ODCM occurrences	0	0	0	0	0	0	0	0
Indicator value	0	0	0	0	0	0	0	0

Licensee Comments: none

[Security](#) information not publicly available.