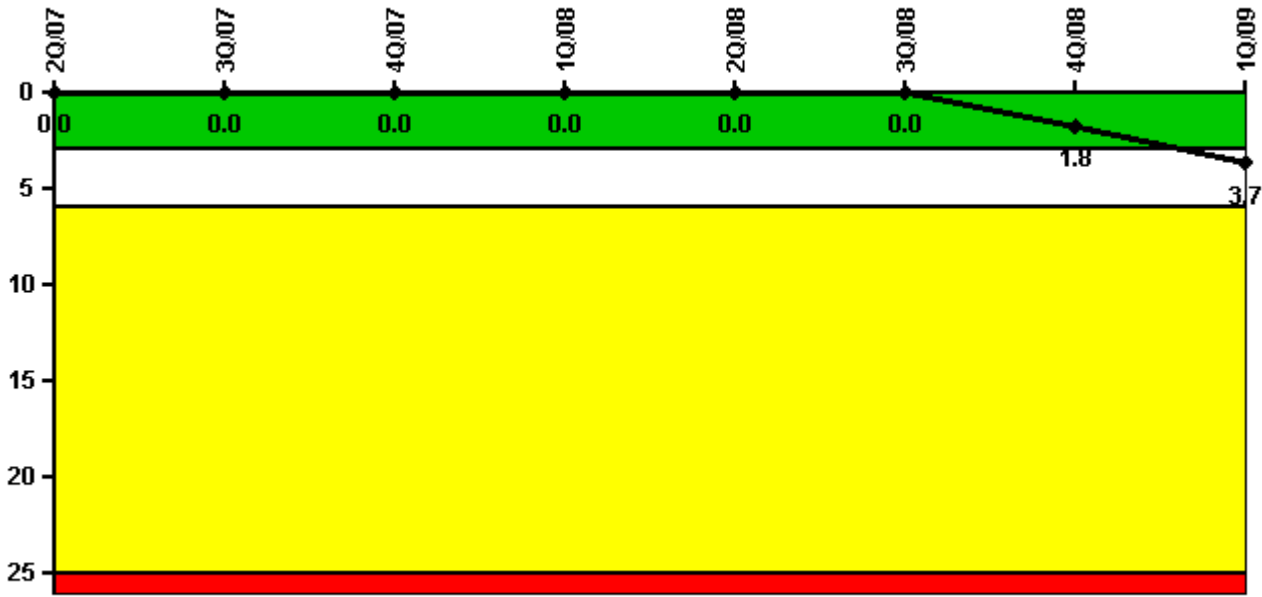


# Arkansas Nuclear 1

## 1Q/2009 Performance Indicators

Licensee's General Comments: none

### Unplanned Scrams per 7000 Critical Hrs



Thresholds: White > 3.0 Yellow > 6.0 Red > 25.0

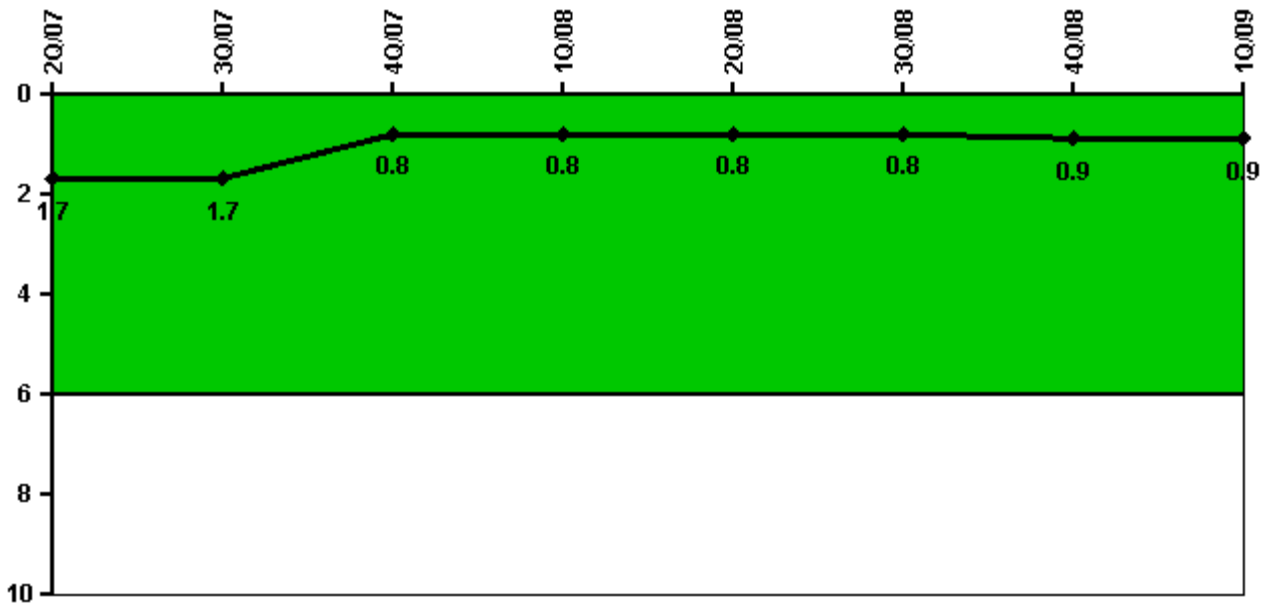
### Notes

Unplanned Scrams per 7000 Critical Hrs	2Q/07	3Q/07	4Q/07	1Q/08	2Q/08	3Q/08	4Q/08	1Q/09
Unplanned scrams	0	0	0	0	0	0	2.0	2.0
Critical hours	1689.2	2208.0	2209.0	2183.0	2184.0	2208.0	1010.4	2069.3
Indicator value	0	0	0	0	0	0	1.8	3.7

Licensee Comments:

1Q/09: Required comment per NEI 99-02 Revision 5: ANO-1 has exceeded the GREEN/WHITE threshold for Unplanned Scrams per 7000 Critical Hours, due to 2 unplanned manual scrams in December 2008, and 2 unplanned manual scrams in February 2009.

## Unplanned Power Changes per 7000 Critical Hrs



Thresholds: White > 6.0

### Notes

Unplanned Power Changes per 7000 Critical Hrs	2Q/07	3Q/07	4Q/07	1Q/08	2Q/08	3Q/08	4Q/08	1Q/09
Unplanned power changes	1.0	0	0	0	1.0	0	0	0
Critical hours	1689.2	2208.0	2209.0	2183.0	2184.0	2208.0	1010.4	2069.3
Indicator value	1.7	1.7	0.8	0.8	0.8	0.8	0.9	0.9

Licensee Comments: none

# Unplanned Scrams with Complications



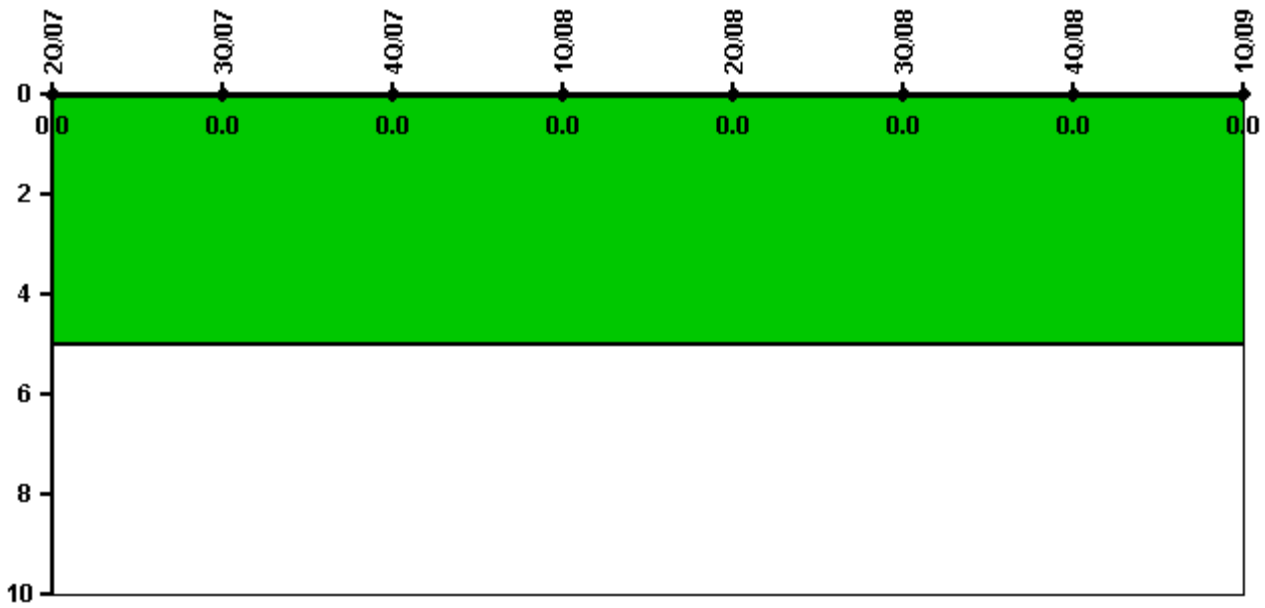
Thresholds: White > 1.0

**Notes**

Unplanned Scrams with Complications	2Q/07	3Q/07	4Q/07	1Q/08	2Q/08	3Q/08	4Q/08	1Q/09
Scrams with complications	0	0	0	0	0	0	0	0
Indicator value		0.0	0.0	0.0	0.0	0.0	0.0	0.0

Licensee Comments: none

## Safety System Functional Failures (PWR)



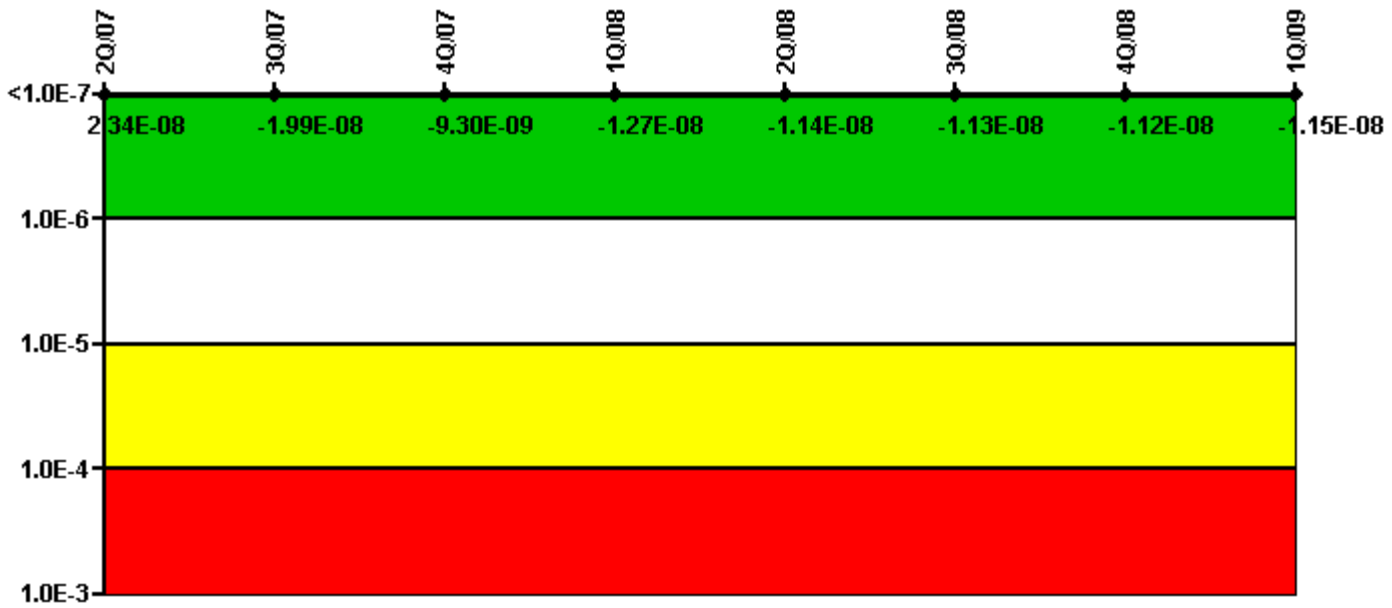
Thresholds: White > 5.0

### Notes

Safety System Functional Failures (PWR)	2Q/07	3Q/07	4Q/07	1Q/08	2Q/08	3Q/08	4Q/08	1Q/09
Safety System Functional Failures	0	0	0	0	0	0	0	0
Indicator value	0	0	0	0	0	0	0	0

Licensee Comments: none

# Mitigating Systems Performance Index, Emergency AC Power System



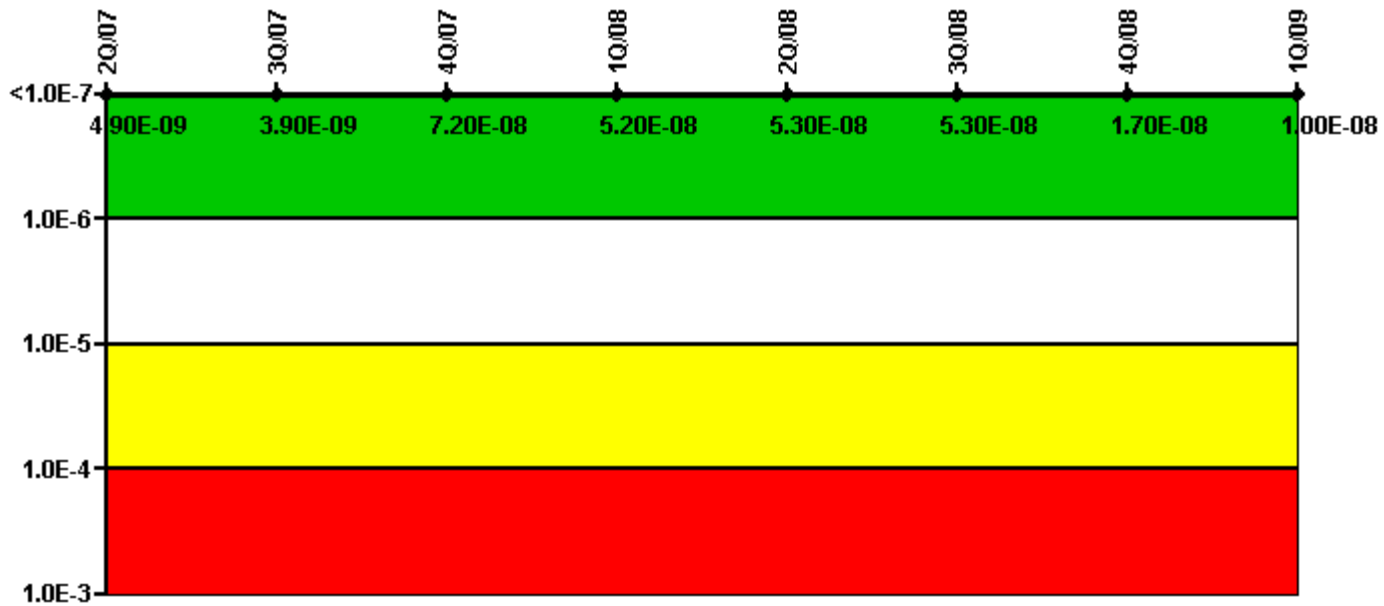
Thresholds: White > 1.00E-6 Yellow > 1.00E-5 Red > 1.00E-4

## Notes

Mitigating Systems Performance Index, Emergency AC Power System	2Q/07	3Q/07	4Q/07	1Q/08	2Q/08	3Q/08	4Q/08	1Q/09
UAI ( $\Delta$ CDF)	2.40E-09	1.10E-09	1.70E-09	-3.10E-09	-3.10E-09	-3.10E-09	-3.10E-09	-3.10E-09
URI ( $\Delta$ CDF)	2.10E-08	-2.10E-08	-1.10E-08	-9.60E-09	-8.30E-09	-8.20E-09	-8.10E-09	-8.40E-09
PLE	NO	NO	NO	NO	NO	NO	NO	NO
Indicator value	2.34E-08	-1.99E-08	-9.30E-09	-1.27E-08	-1.14E-08	-1.13E-08	-1.12E-08	-1.15E-08

Licensee Comments: none

# Mitigating Systems Performance Index, High Pressure Injection System



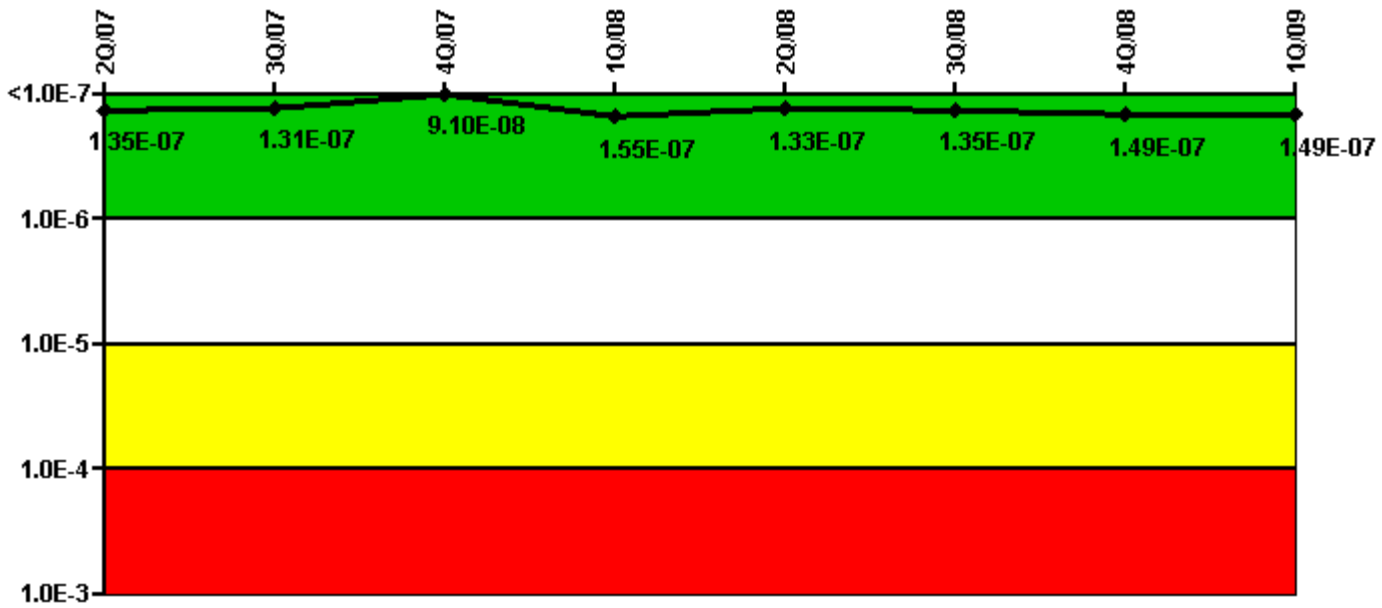
Thresholds: White > 1.00E-6 Yellow > 1.00E-5 Red > 1.00E-4

## Notes

Mitigating Systems Performance Index, High Pressure Injection System	2Q/07	3Q/07	4Q/07	1Q/08	2Q/08	3Q/08	4Q/08	1Q/09
UAI ( $\Delta$ CDF)	-7.10E-09	-8.10E-09	6.00E-08	4.00E-08	4.00E-08	4.00E-08	3.60E-08	2.90E-08
URI ( $\Delta$ CDF)	1.20E-08	1.20E-08	1.20E-08	1.20E-08	1.30E-08	1.30E-08	-1.90E-08	-1.90E-08
PLE	NO	NO	NO	NO	NO	NO	NO	NO
Indicator value	4.90E-09	3.90E-09	7.20E-08	5.20E-08	5.30E-08	5.30E-08	1.70E-08	1.00E-08

Licensee Comments: none

# Mitigating Systems Performance Index, Heat Removal System



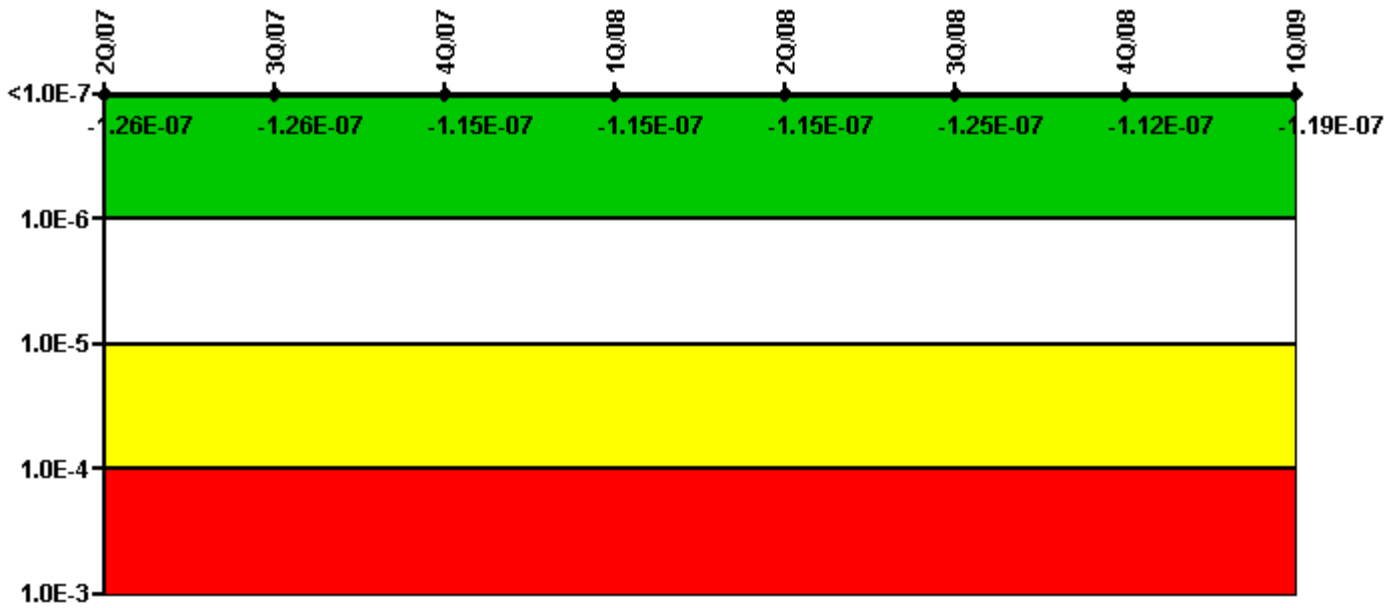
Thresholds: White > 1.00E-6 Yellow > 1.00E-5 Red > 1.00E-4

## Notes

Mitigating Systems Performance Index, Heat Removal System	2Q/07	3Q/07	4Q/07	1Q/08	2Q/08	3Q/08	4Q/08	1Q/09
UAI ( $\Delta$ CDF)	8.30E-08	7.70E-08	3.20E-08	9.90E-08	7.30E-08	7.70E-08	9.10E-08	9.20E-08
URI ( $\Delta$ CDF)	5.20E-08	5.40E-08	5.90E-08	5.60E-08	6.00E-08	5.80E-08	5.80E-08	5.70E-08
PLE	NO	NO	NO	NO	NO	NO	NO	NO
Indicator value	1.35E-07	1.31E-07	9.10E-08	1.55E-07	1.33E-07	1.35E-07	1.49E-07	1.49E-07

Licensee Comments: none

# Mitigating Systems Performance Index, Residual Heat Removal System



Thresholds: White > 1.00E-6 Yellow > 1.00E-5 Red > 1.00E-4

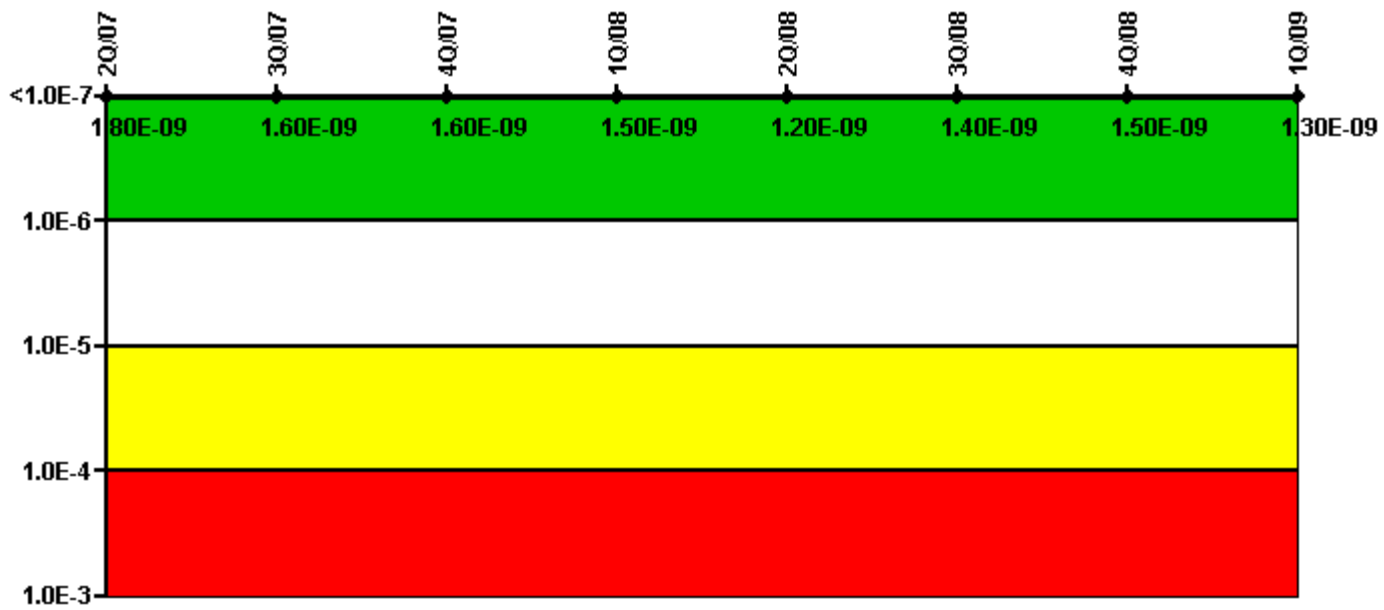
## Notes

Mitigating Systems Performance Index, Residual Heat Removal System	2Q/07	3Q/07	4Q/07	1Q/08	2Q/08	3Q/08	4Q/08	1Q/09
UAI ( $\Delta$ CDF)	-1.60E-08	-1.60E-08	-4.80E-09	-4.90E-09	-4.90E-09	-1.50E-08	-1.20E-08	-1.90E-08
URI ( $\Delta$ CDF)	-1.10E-07	-1.10E-07	-1.10E-07	-1.10E-07	-1.10E-07	-1.10E-07	-1.00E-07	-1.00E-07
PLE	NO	NO	NO	NO	NO	NO	NO	NO
Indicator value	-1.26E-07	-1.26E-07	-1.15E-07	-1.15E-07	-1.15E-07	-1.25E-07	-1.12E-07	-1.19E-07

Licensee Comments: none



# Mitigating Systems Performance Index, Cooling Water Systems



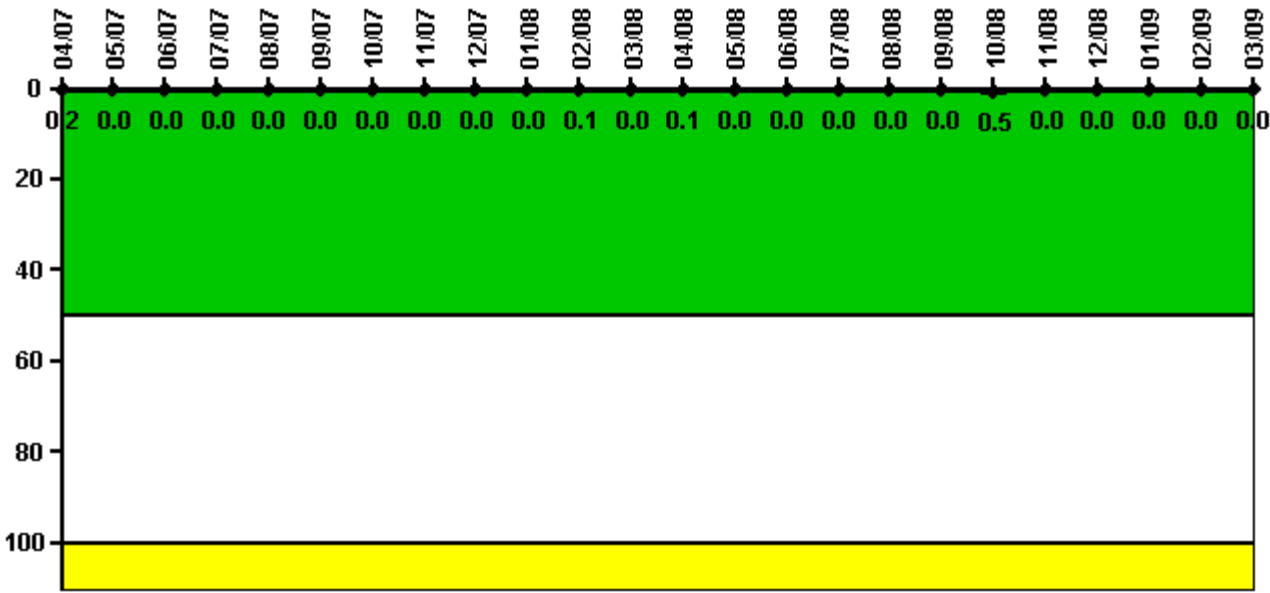
Thresholds: White > 1.00E-6 Yellow > 1.00E-5 Red > 1.00E-4

## Notes

Mitigating Systems Performance Index, Cooling Water Systems	2Q/07	3Q/07	4Q/07	1Q/08	2Q/08	3Q/08	4Q/08	1Q/09
UAI ( $\Delta$ CDF)	-1.50E-09	-1.50E-09	-1.70E-09	-2.00E-09	-2.00E-09	-2.00E-09	-2.00E-09	-2.00E-09
URI ( $\Delta$ CDF)	3.30E-09	3.10E-09	3.30E-09	3.50E-09	3.20E-09	3.40E-09	3.50E-09	3.30E-09
PLE	NO	NO	NO	NO	NO	NO	NO	NO
Indicator value	1.80E-09	1.60E-09	1.60E-09	1.50E-09	1.20E-09	1.40E-09	1.50E-09	1.30E-09

Licensee Comments: none

## Reactor Coolant System Activity



Thresholds: White > 50.0 Yellow > 100.0

### Notes


Reactor Coolant System Activity	4/07	5/07	6/07	7/07	8/07	9/07	10/07	11/07	12/07	1/08	2/08	3/08
Maximum activity	0.005490	0.000703	0.000797	0.000789	0.000852	0.000894	0.001160	0.001040	0.001060	0.001400	0.002640	0.001280
Technical specification limit	3.5	3.5	3.5	3.5	3.5	3.5	3.5	3.5	3.5	3.5	3.5	3.5
Indicator value	0.2	0	0	0	0	0	0	0	0	0	0.1	0

Reactor Coolant System Activity	4/08	5/08	6/08	7/08	8/08	9/08	10/08	11/08	12/08	1/09	2/09	3/09
Maximum activity	0.004000	0.001600	0.001290	0.001460	0.001470	0.001520	0.017700	0.000138	0.000259	0.000364	0.000369	0.000293
Technical specification limit	3.5	3.5	3.5	3.5	3.5	3.5	3.5	3.5	3.5	3.5	3.5	3.5
Indicator value	0.1	0	0	0	0	0	0.5	0	0	0	0	0

Licensee Comments: none

## Reactor Coolant System Leakage



Thresholds: White > 50.0 Yellow > 100.0

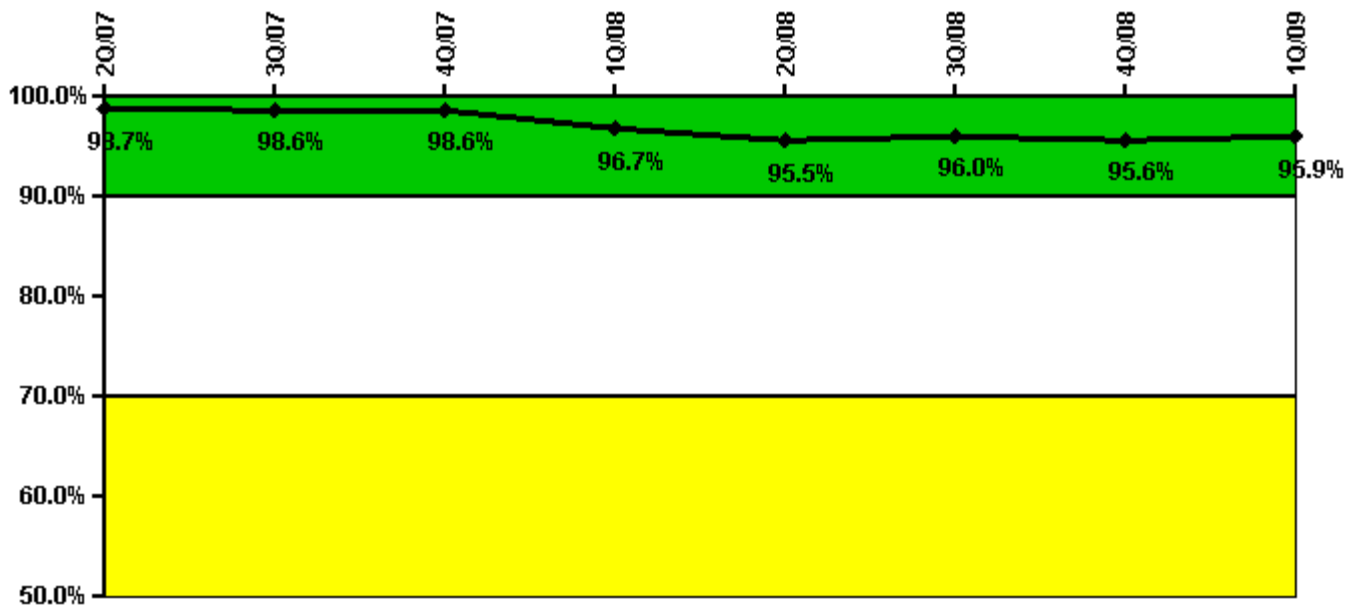
### Notes

Reactor Coolant System Leakage	4/07	5/07	6/07	7/07	8/07	9/07	10/07	11/07	12/07	1/08	2/08	3/08
Maximum leakage	0.135	0.252	0.220	0.119	0.113	0.102	0.104	0.130	0.171	0.141	0.212	0.109
Technical specification limit	10.0	10.0	10.0	10.0	10.0	10.0	10.0	10.0	10.0	10.0	10.0	10.0
Indicator value	1.4	2.5	2.2	1.2	1.1	1.0	1.0	1.3	1.7	1.4	2.1	1.1
Reactor Coolant System Leakage	4/08	5/08	6/08	7/08	8/08	9/08	10/08	11/08	12/08	1/09	2/09	3/09
Maximum leakage	0.134	0.137	0.122	0.131	0.143	0.143	0.153	N/A	0.214	0.205	0.135	0.103
Technical specification limit	10.0	10.0	10.0	10.0	10.0	10.0	10.0	10.0	10.0	10.0	10.0	10.0
Indicator value	1.3	1.4	1.2	1.3	1.4	1.4	1.5	N/A	2.1	2.1	1.4	1.0

Licensee Comments:

3/09: Total RCS Leakage is being reported in lieu of Identified Leakage.

## Drill/Exercise Performance



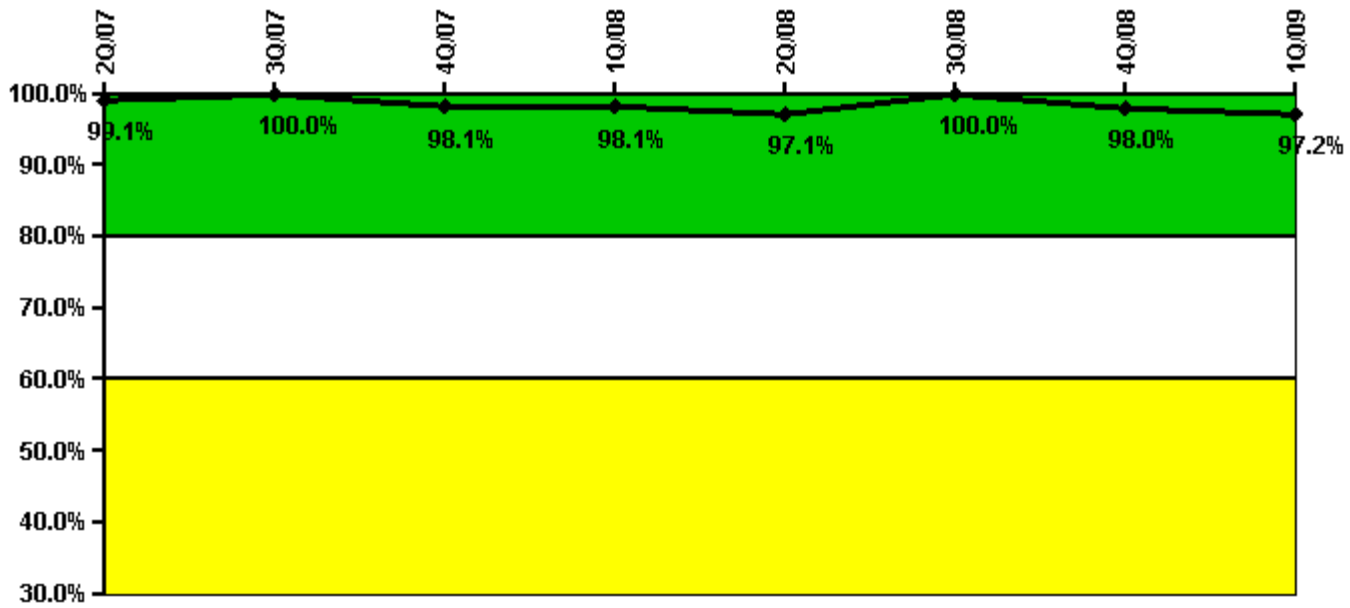
Thresholds: White < 90.0% Yellow < 70.0%

### Notes

Drill/Exercise Performance	2Q/07	3Q/07	4Q/07	1Q/08	2Q/08	3Q/08	4Q/08	1Q/09
Successful opportunities	23.0	21.0	4.0	11.0	34.0	26.0	4.0	18.0
Total opportunities	23.0	22.0	4.0	14.0	36.0	26.0	4.0	18.0
Indicator value	98.7%	98.6%	98.6%	96.7%	95.5%	96.0%	95.6%	95.9%

Licensee Comments: none

## ERO Drill Participation



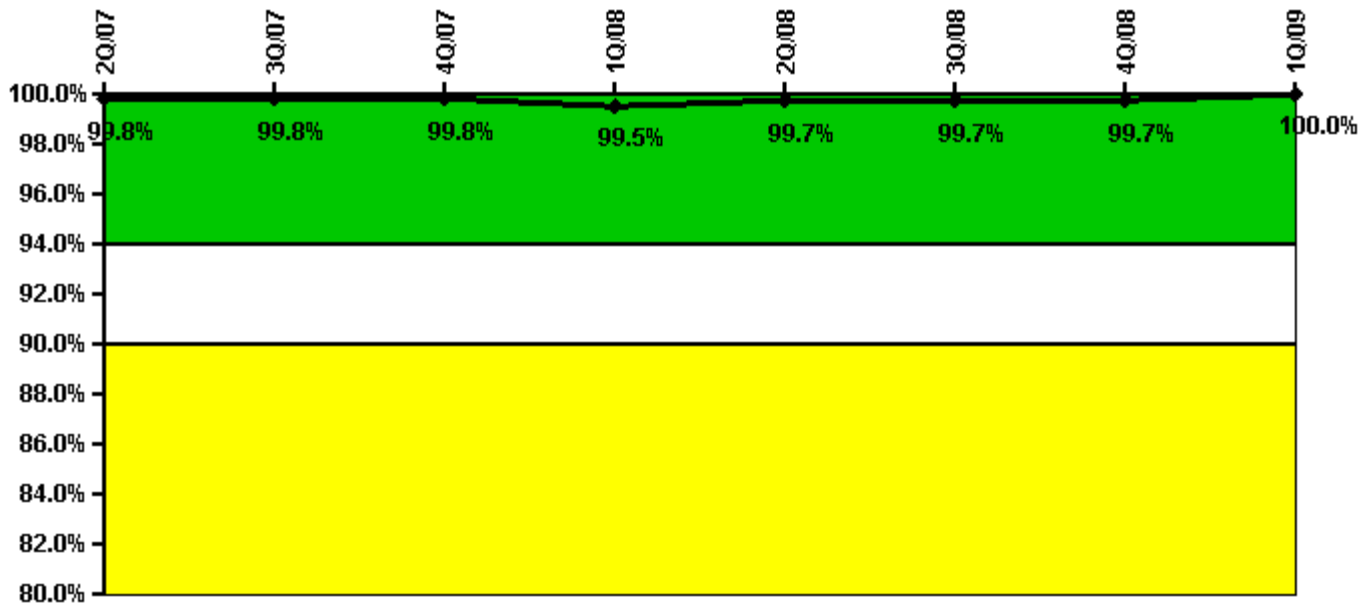
Thresholds: White < 80.0% Yellow < 60.0%

### Notes

ERO Drill Participation	2Q/07	3Q/07	4Q/07	1Q/08	2Q/08	3Q/08	4Q/08	1Q/09
Participating Key personnel	111.0	107.0	103.0	103.0	101.0	105.0	100.0	103.0
Total Key personnel	112.0	107.0	105.0	105.0	104.0	105.0	102.0	106.0
Indicator value	99.1%	100.0%	98.1%	98.1%	97.1%	100.0%	98.0%	97.2%

Licensee Comments: none

## Alert & Notification System



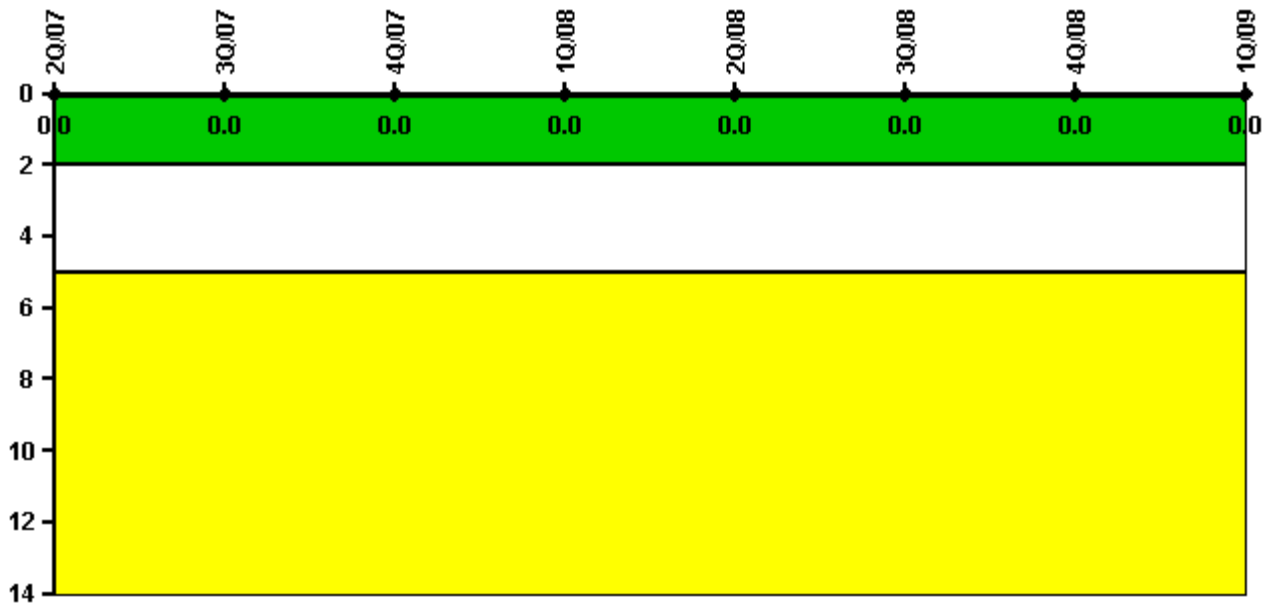
**Thresholds:** White < 94.0% Yellow < 90.0%

### Notes

Alert & Notification System	2Q/07	3Q/07	4Q/07	1Q/08	2Q/08	3Q/08	4Q/08	1Q/09
Successful siren-tests	146	147	147	145	147	147	147	147
Total sirens-tests	147	147	147	147	147	147	147	147
Indicator value	99.8%	99.8%	99.8%	99.5%	99.7%	99.7%	99.7%	100.0%

Licensee Comments: none

## Occupational Exposure Control Effectiveness



Thresholds: White > 2.0 Yellow > 5.0

### Notes

Occupational Exposure Control Effectiveness	2Q/07	3Q/07	4Q/07	1Q/08	2Q/08	3Q/08	4Q/08	1Q/09
High radiation area occurrences	0	0	0	0	0	0	0	0
Very high radiation area occurrences	0	0	0	0	0	0	0	0
Unintended exposure occurrences	0	0	0	0	0	0	0	0
Indicator value	0	0	0	0	0	0	0	0

Licensee Comments: none

## RETS/ODCM Radiological Effluent



Thresholds: White > 1.0 Yellow > 3.0

### Notes

RETS/ODCM Radiological Effluent	2Q/07	3Q/07	4Q/07	1Q/08	2Q/08	3Q/08	4Q/08	1Q/09
RETS/ODCM occurrences	0	0	0	0	0	0	0	0
Indicator value	0	0	0	0	0	0	0	0

Licensee Comments: none

[Security](#) information not publicly available.