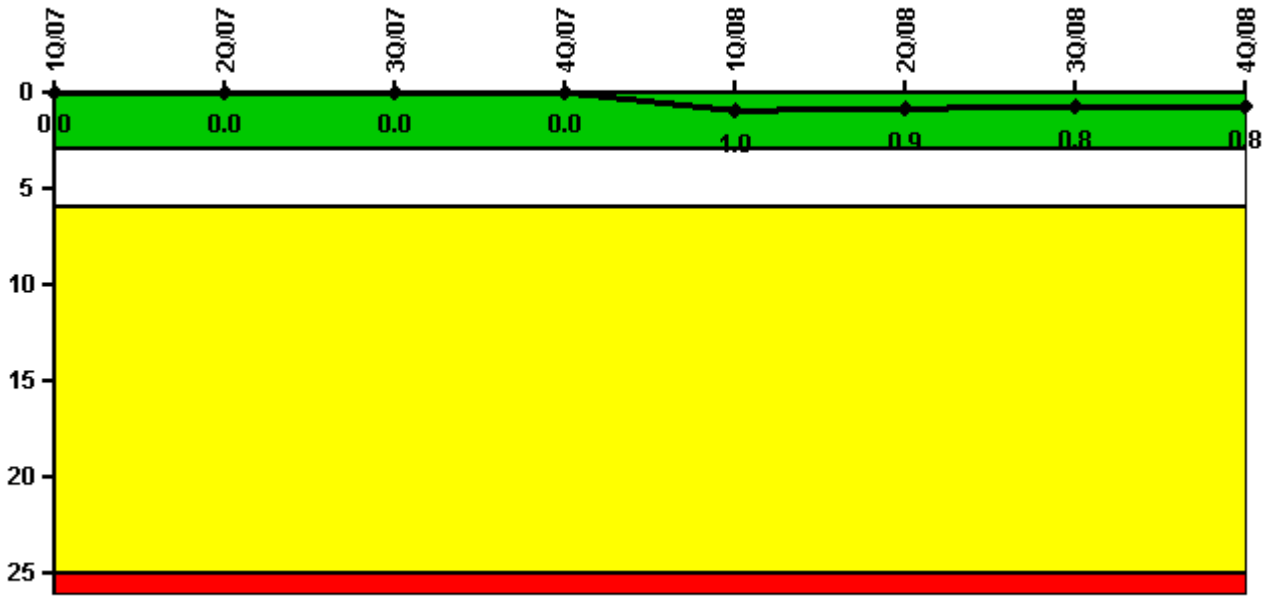


# Turkey Point 3

## 4Q/2008 Performance Indicators

Licensee's General Comments: 4Q2008 NRC PIs - Functional Failure: LER 2008-004-00, submitted 11/06/2008

### Unplanned Scrams per 7000 Critical Hrs



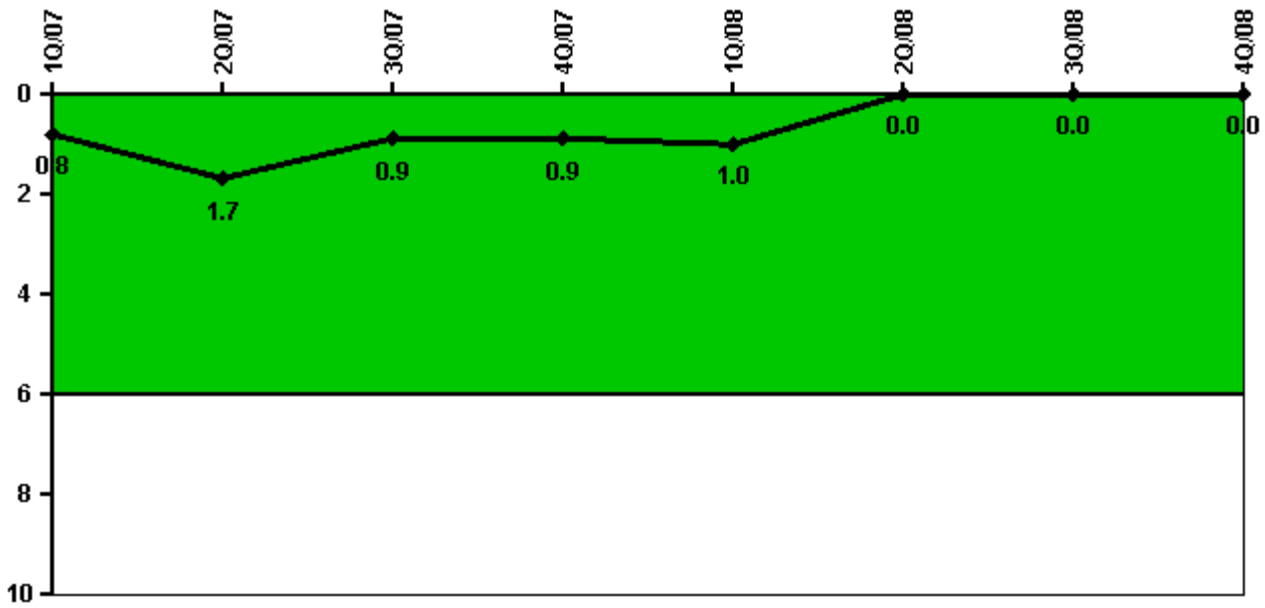
Thresholds: White > 3.0 Yellow > 6.0 Red > 25.0

### Notes

Unplanned Scrams per 7000 Critical Hrs	1Q/07	2Q/07	3Q/07	4Q/07	1Q/08	2Q/08	3Q/08	4Q/08
Unplanned scrams	0	0	0	0	1.0	0	0	0
Critical hours	2159.0	1835.1	1536.0	1922.8	2047.0	2184.0	2208.0	2209.0
Indicator value	0	0	0	0	1.0	0.9	0.8	0.8

Licensee Comments: none

## Unplanned Power Changes per 7000 Critical Hrs



Thresholds: White > 6.0

### Notes

Unplanned Power Changes per 7000 Critical Hrs	1Q/07	2Q/07	3Q/07	4Q/07	1Q/08	2Q/08	3Q/08	4Q/08
Unplanned power changes	0	1.0	0	0	0	0	0	0
Critical hours	2159.0	1835.1	1536.0	1922.8	2047.0	2184.0	2208.0	2209.0
Indicator value	0.8	1.7	0.9	0.9	1.0	0	0	0

Licensee Comments: none

# Unplanned Scrams with Complications



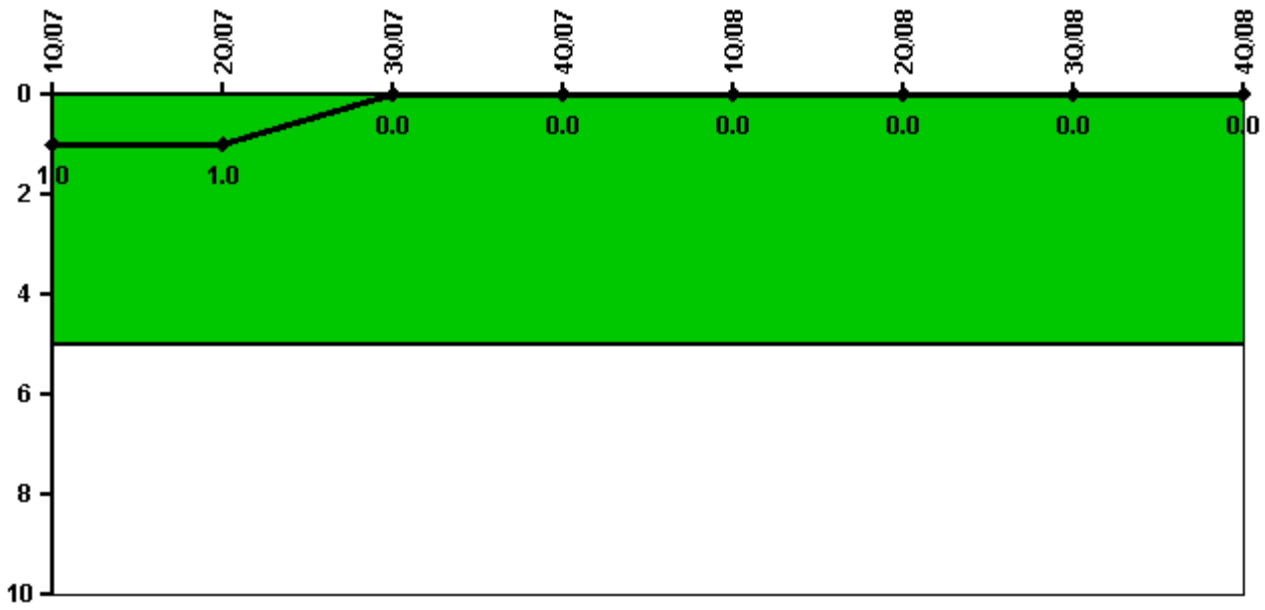
Thresholds: White > 1.0

**Notes**

Unplanned Scrams with Complications	1Q/07	2Q/07	3Q/07	4Q/07	1Q/08	2Q/08	3Q/08	4Q/08
Scrams with complications	0	0	0	0	0	0	0	0
Indicator value			0.0	0.0	0.0	0.0	0.0	0.0

Licensee Comments: none

## Safety System Functional Failures (PWR)



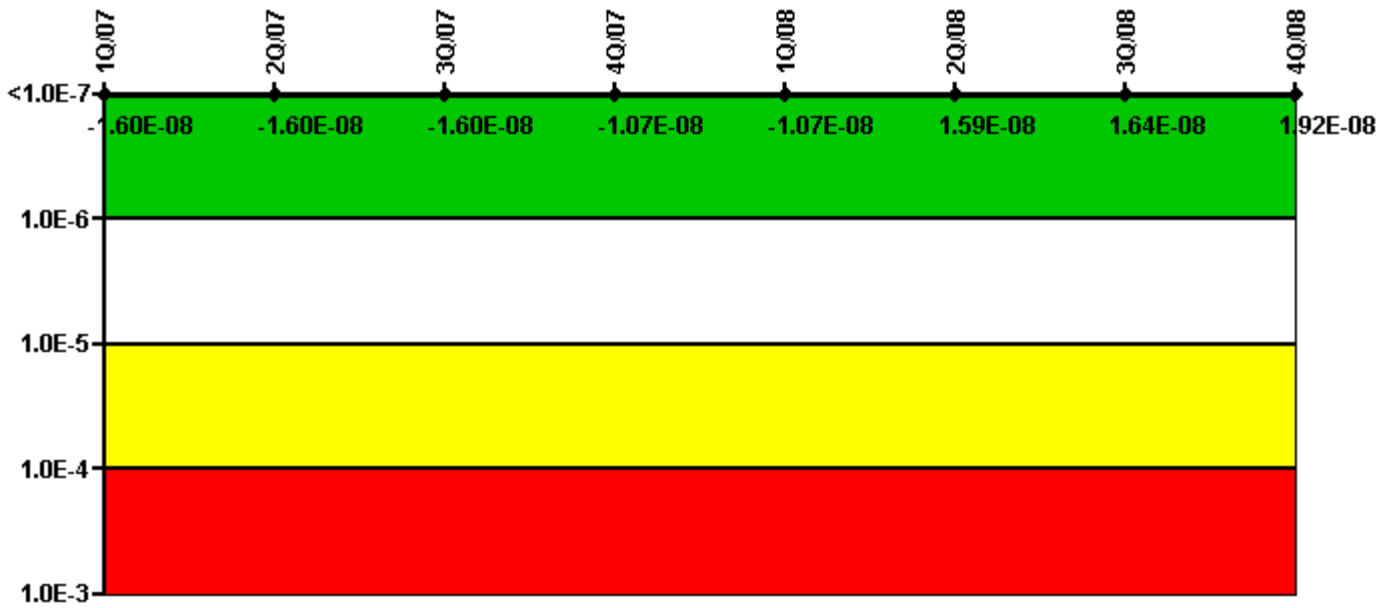
Thresholds: White > 5.0

### Notes

Safety System Functional Failures (PWR)	1Q/07	2Q/07	3Q/07	4Q/07	1Q/08	2Q/08	3Q/08	4Q/08
Safety System Functional Failures	0	0	0	0	0	0	0	0
Indicator value	1	1	0	0	0	0	0	0

Licensee Comments: none

# Mitigating Systems Performance Index, Emergency AC Power System



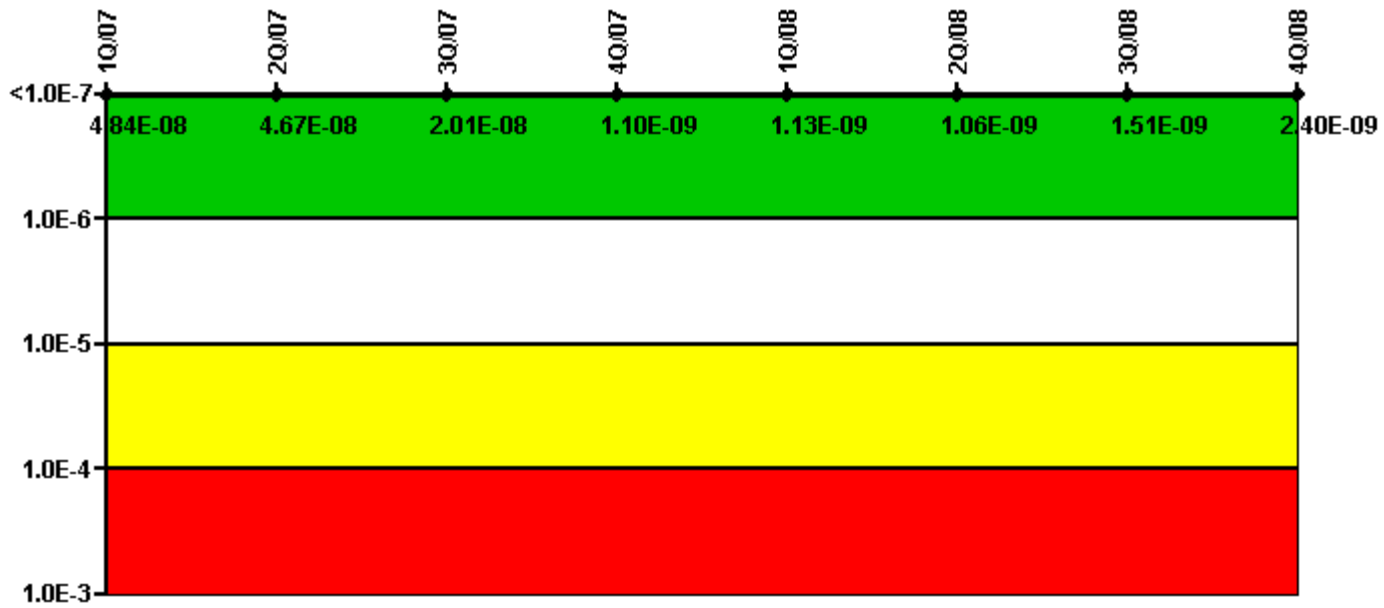
Thresholds: White > 1.00E-6 Yellow > 1.00E-5 Red > 1.00E-4

## Notes

Mitigating Systems Performance Index, Emergency AC Power System	1Q/07	2Q/07	3Q/07	4Q/07	1Q/08	2Q/08	3Q/08	4Q/08
UAI ( $\Delta$ CDF)	1.30E-08	1.30E-08	1.30E-08	2.30E-09	2.30E-09	2.90E-09	4.40E-09	7.20E-09
URI ( $\Delta$ CDF)	-2.90E-08	-2.90E-08	-2.90E-08	-1.30E-08	-1.30E-08	1.30E-08	1.20E-08	1.20E-08
PLE	NO	NO	NO	NO	NO	NO	NO	NO
Indicator value	-1.60E-08	-1.60E-08	-1.60E-08	-1.07E-08	-1.07E-08	1.59E-08	1.64E-08	1.92E-08

Licensee Comments: none

# Mitigating Systems Performance Index, High Pressure Injection System



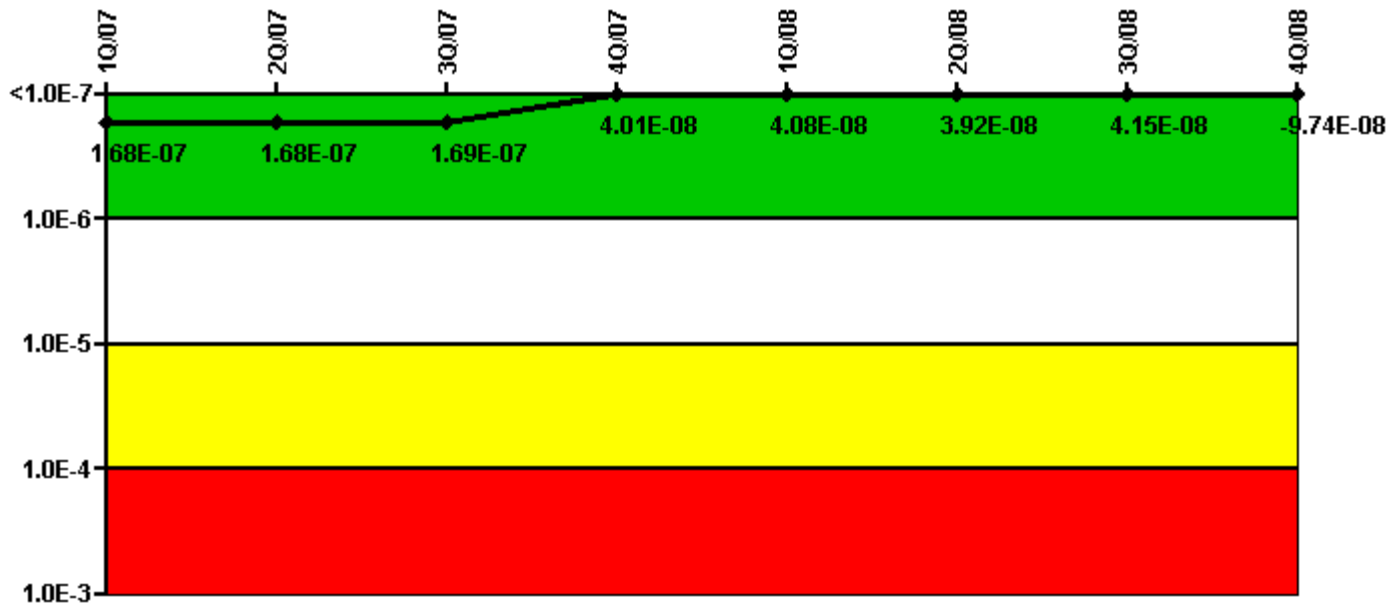
Thresholds: White > 1.00E-6 Yellow > 1.00E-5 Red > 1.00E-4

## Notes

Mitigating Systems Performance Index, High Pressure Injection System	1Q/07	2Q/07	3Q/07	4Q/07	1Q/08	2Q/08	3Q/08	4Q/08
UAI ( $\Delta$ CDF)	-6.10E-10	-2.30E-09	-2.90E-09	-2.00E-10	-1.70E-10	-2.40E-10	2.10E-10	1.10E-09
URI ( $\Delta$ CDF)	4.90E-08	4.90E-08	2.30E-08	1.30E-09	1.30E-09	1.30E-09	1.30E-09	1.30E-09
PLE	NO	NO	NO	NO	NO	NO	NO	NO
Indicator value	4.84E-08	4.67E-08	2.01E-08	1.10E-09	1.13E-09	1.06E-09	1.51E-09	2.40E-09

Licensee Comments: none

# Mitigating Systems Performance Index, Heat Removal System



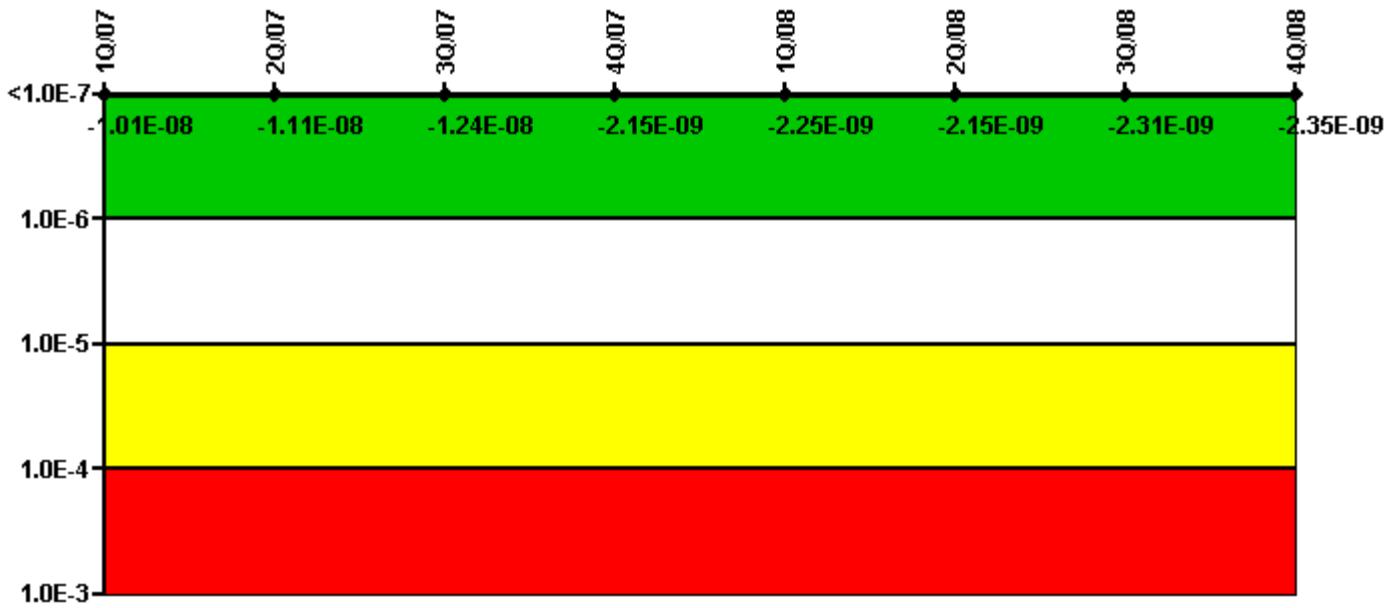
Thresholds: White > 1.00E-6 Yellow > 1.00E-5 Red > 1.00E-4

## Notes

Mitigating Systems Performance Index, Heat Removal System	1Q/07	2Q/07	3Q/07	4Q/07	1Q/08	2Q/08	3Q/08	4Q/08
UAI ( $\Delta$ CDF)	8.10E-09	8.30E-09	8.80E-09	4.10E-09	3.80E-09	2.20E-09	4.50E-09	-1.40E-09
URI ( $\Delta$ CDF)	1.60E-07	1.60E-07	1.60E-07	3.60E-08	3.70E-08	3.70E-08	3.70E-08	-9.60E-08
PLE	NO	NO	NO	NO	NO	NO	NO	NO
Indicator value	1.68E-07	1.68E-07	1.69E-07	4.01E-08	4.08E-08	3.92E-08	4.15E-08	-9.74E-08

Licensee Comments: none

# Mitigating Systems Performance Index, Residual Heat Removal System



Thresholds: White > 1.00E-6 Yellow > 1.00E-5 Red > 1.00E-4

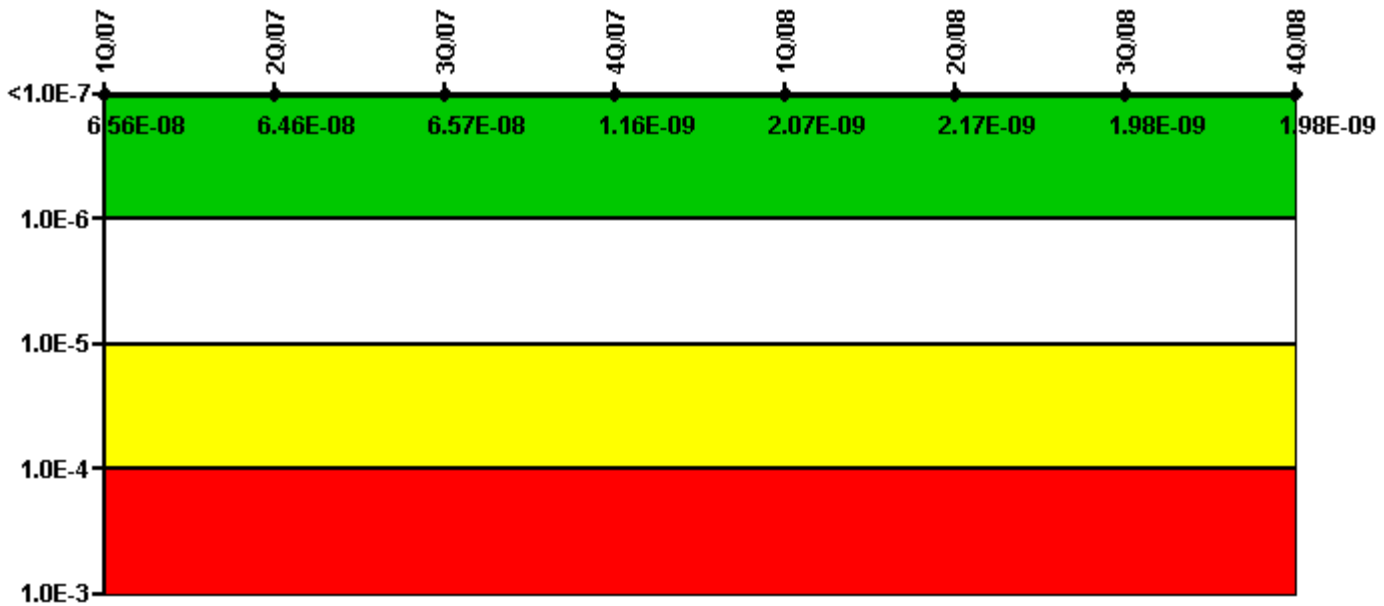
## Notes

Mitigating Systems Performance Index, Residual Heat Removal System	1Q/07	2Q/07	3Q/07	4Q/07	1Q/08	2Q/08	3Q/08	4Q/08
UAI ( $\Delta$ CDF)	1.90E-09	1.90E-09	6.30E-10	-4.50E-10	-4.50E-10	-3.50E-10	-4.10E-10	-4.50E-10
URI ( $\Delta$ CDF)	-1.20E-08	-1.30E-08	-1.30E-08	-1.70E-09	-1.80E-09	-1.80E-09	-1.90E-09	-1.90E-09
PLE	NO	NO	NO	NO	NO	NO	NO	NO
Indicator value	-1.01E-08	-1.11E-08	-1.24E-08	-2.15E-09	-2.25E-09	-2.15E-09	-2.31E-09	-2.35E-09

Licensee Comments: none



# Mitigating Systems Performance Index, Cooling Water Systems



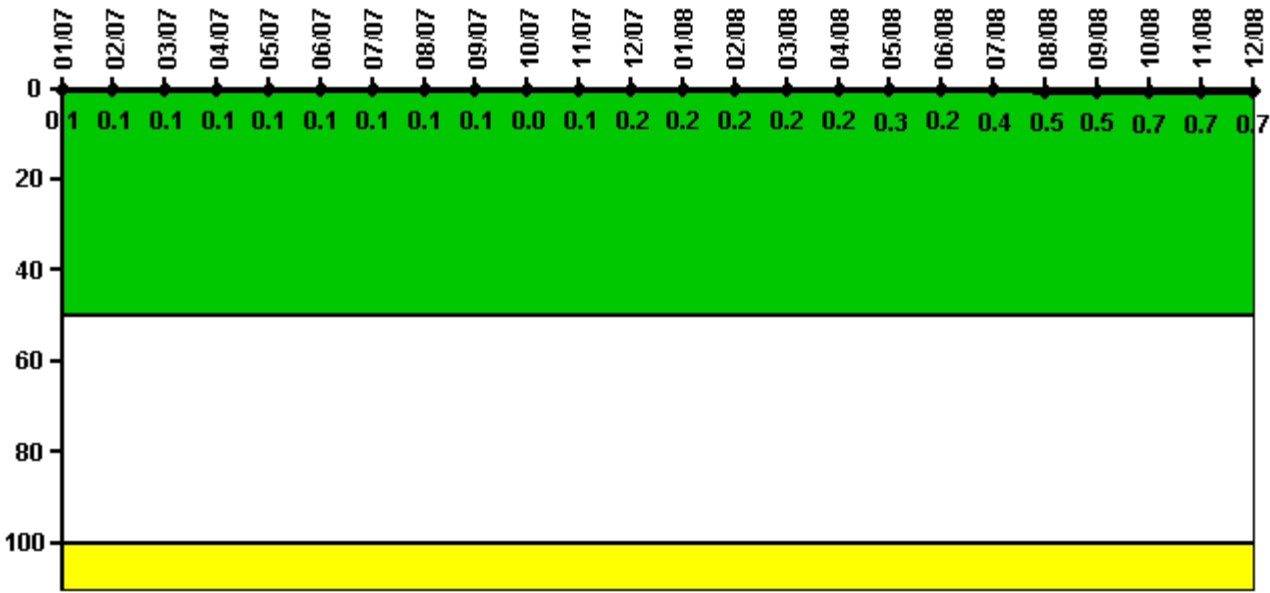
Thresholds: White > 1.00E-6 Yellow > 1.00E-5 Red > 1.00E-4

## Notes

Mitigating Systems Performance Index, Cooling Water Systems	1Q/07	2Q/07	3Q/07	4Q/07	1Q/08	2Q/08	3Q/08	4Q/08
UAI ( $\Delta$ CDF)	6.40E-08	6.30E-08	6.40E-08	1.20E-09	1.80E-09	1.90E-09	1.70E-09	1.70E-09
URI ( $\Delta$ CDF)	1.60E-09	1.60E-09	1.70E-09	-4.20E-11	2.70E-10	2.70E-10	2.80E-10	2.80E-10
PLE	NO	NO	NO	NO	NO	NO	NO	NO
Indicator value	6.56E-08	6.46E-08	6.57E-08	1.16E-09	2.07E-09	2.17E-09	1.98E-09	1.98E-09

Licensee Comments: none

## Reactor Coolant System Activity



Thresholds: White > 50.0 Yellow > 100.0

### Notes


Reactor Coolant System Activity	1/07	2/07	3/07	4/07	5/07	6/07	7/07	8/07	9/07	10/07	11/07	12/07
Maximum activity	0.000671	0.000763	0.000824	0.000855	0.000946	0.000732	0.000885	0.001040	0.000763	0.000488	0.001160	0.001530
Technical specification limit	1.0	1.0	1.0	1.0	1.0	1.0	1.0	1.0	1.0	1.0	1.0	1.0
Indicator value	0.1	0.1	0.1	0.1	0.1	0.1	0.1	0.1	0.1	0	0.1	0.2

Reactor Coolant System Activity	1/08	2/08	3/08	4/08	5/08	6/08	7/08	8/08	9/08	10/08	11/08	12/08
Maximum activity	0.001640	0.001800	0.002410	0.001730	0.003060	0.001800	0.003910	0.005020	0.004890	0.006910	0.006620	0.006610
Technical specification limit	1.0	1.0	1.0	1.0	1.0	1.0	1.0	1.0	1.0	1.0	1.0	1.0
Indicator value	0.2	0.2	0.2	0.2	0.3	0.2	0.4	0.5	0.5	0.7	0.7	0.7

Licensee Comments: none

## Reactor Coolant System Leakage



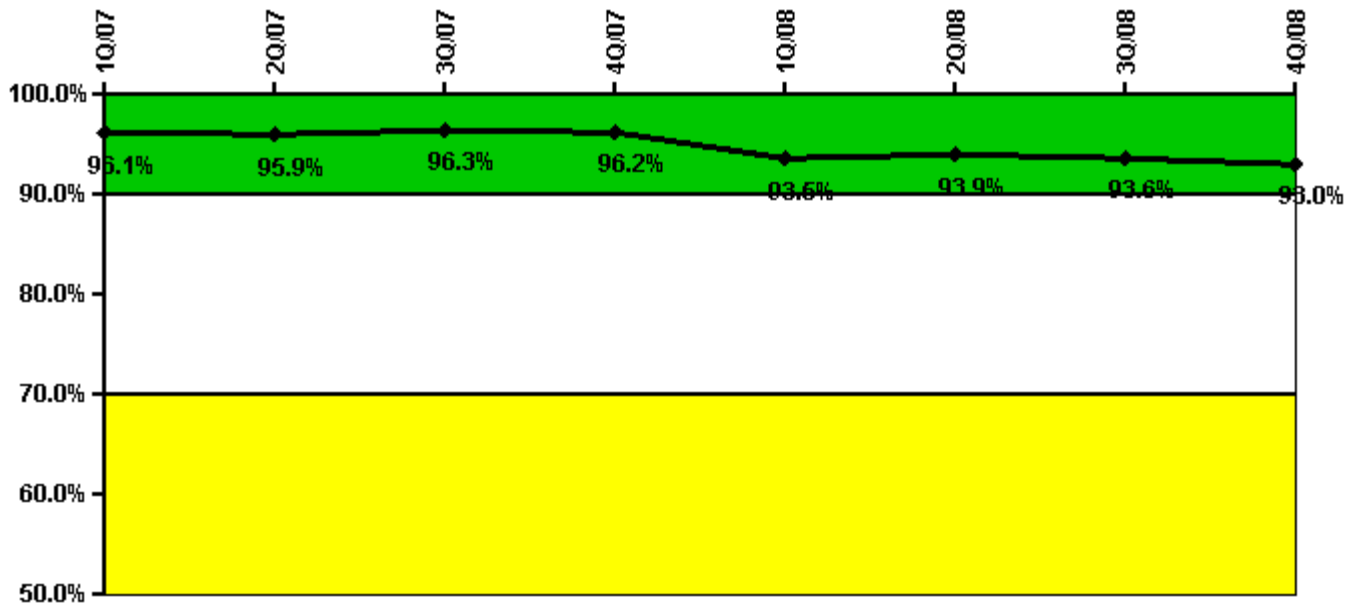
Thresholds: White > 50.0 Yellow > 100.0

### Notes

Reactor Coolant System Leakage	1/07	2/07	3/07	4/07	5/07	6/07	7/07	8/07	9/07	10/07	11/07	12/07
Maximum leakage	0.040	0.050	0.070	0.050	0.050	0.060	0.070	0.050	0.040	0.160	0.160	0.130
Technical specification limit	10.0	10.0	10.0	10.0	10.0	10.0	10.0	10.0	10.0	10.0	10.0	10.0
Indicator value	0.4	0.5	0.7	0.5	0.5	0.6	0.7	0.5	0.4	1.6	1.6	1.3
Reactor Coolant System Leakage	1/08	2/08	3/08	4/08	5/08	6/08	7/08	8/08	9/08	10/08	11/08	12/08
Maximum leakage	0.120	0.140	0.110	0.140	0.140	0.130	0.190	0.580	0.120	0.110	0.080	0.040
Technical specification limit	10.0	10.0	10.0	10.0	10.0	10.0	10.0	10.0	10.0	10.0	10.0	10.0
Indicator value	1.2	1.4	1.1	1.4	1.4	1.3	1.9	5.8	1.2	1.1	0.8	0.4

Licensee Comments: none

## Drill/Exercise Performance



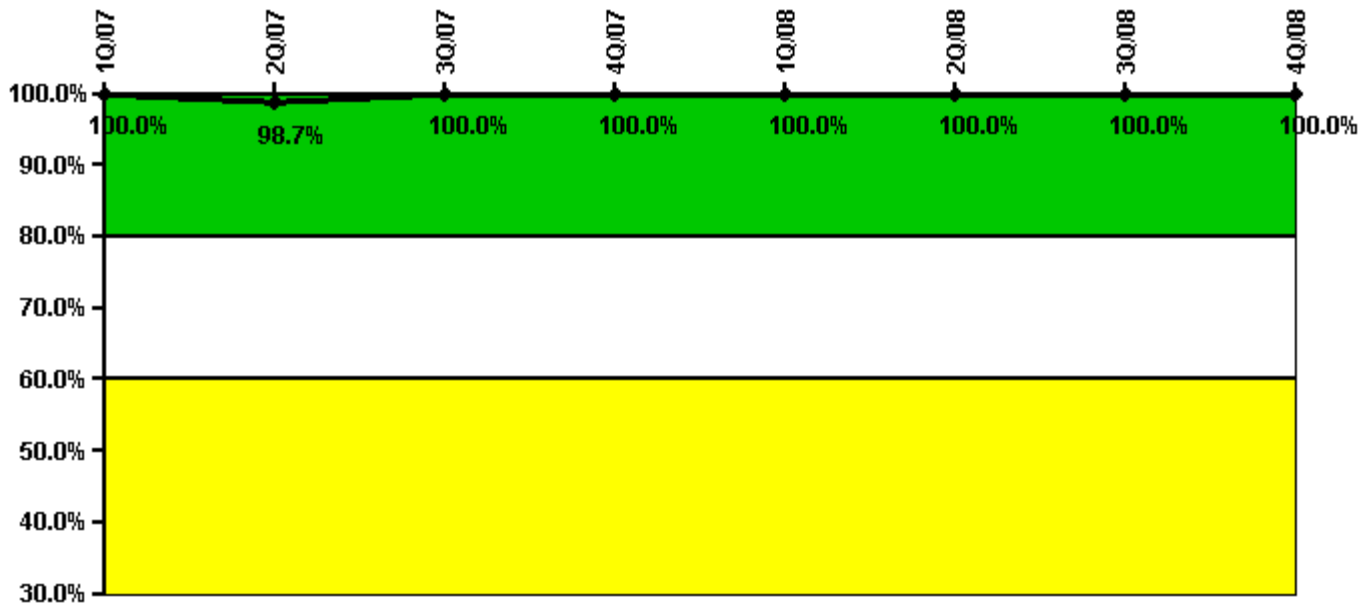
Thresholds: White < 90.0% Yellow < 70.0%

### Notes

Drill/Exercise Performance	1Q/07	2Q/07	3Q/07	4Q/07	1Q/08	2Q/08	3Q/08	4Q/08
Successful opportunities	72.0	34.0	30.0	36.0	37.0	40.0	20.0	38.0
Total opportunities	79.0	35.0	30.0	38.0	45.0	42.0	20.0	41.0
Indicator value	96.1%	95.9%	96.3%	96.2%	93.5%	93.9%	93.6%	93.0%

Licensee Comments: none

## ERO Drill Participation



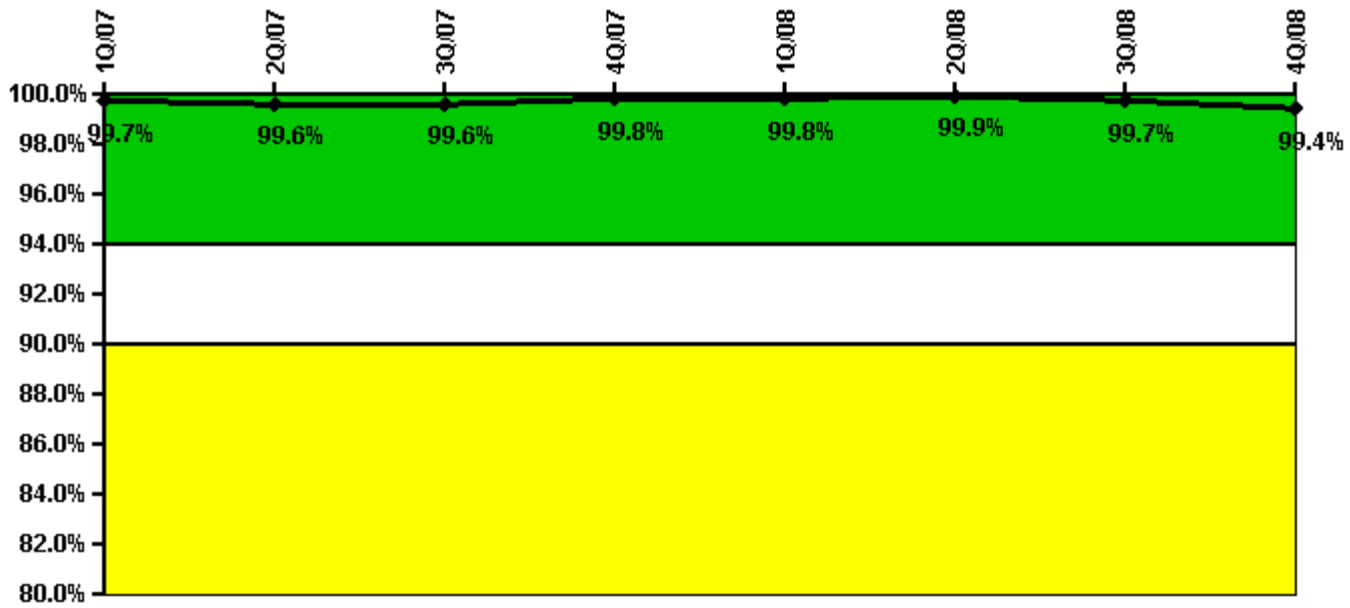
Thresholds: White < 80.0% Yellow < 60.0%

### Notes

ERO Drill Participation	1Q/07	2Q/07	3Q/07	4Q/07	1Q/08	2Q/08	3Q/08	4Q/08
Participating Key personnel	83.0	78.0	83.0	82.0	80.0	85.0	92.0	85.0
Total Key personnel	83.0	79.0	83.0	82.0	80.0	85.0	92.0	85.0
Indicator value	100.0%	98.7%	100.0%	100.0%	100.0%	100.0%	100.0%	100.0%

Licensee Comments: none

## Alert & Notification System



Thresholds: White < 94.0% Yellow < 90.0%

### Notes

Alert & Notification System	1Q/07	2Q/07	3Q/07	4Q/07	1Q/08	2Q/08	3Q/08	4Q/08
Successful siren-tests	328	375	328	376	375	329	372	326
Total sirens-tests	329	376	329	376	376	329	376	329
Indicator value	99.7%	99.6%	99.6%	99.8%	99.8%	99.9%	99.7%	99.4%

Licensee Comments: none

## Occupational Exposure Control Effectiveness



Thresholds: White > 2.0 Yellow > 5.0

### Notes

Occupational Exposure Control Effectiveness	1Q/07	2Q/07	3Q/07	4Q/07	1Q/08	2Q/08	3Q/08	4Q/08
High radiation area occurrences	0	0	0	0	0	0	0	0
Very high radiation area occurrences	0	0	0	0	0	0	0	0
Unintended exposure occurrences	0	0	0	0	0	0	0	0
Indicator value	0	0	0	0	0	0	0	0

Licensee Comments: none

---

## RETS/ODCM Radiological Effluent



Thresholds: White > 1.0 Yellow > 3.0

### Notes

RETS/ODCM Radiological Effluent	1Q/07	2Q/07	3Q/07	4Q/07	1Q/08	2Q/08	3Q/08	4Q/08
RETS/ODCM occurrences	0	0	0	0	0	0	0	0
Indicator value	0	0	0	0	0	0	0	0

Licensee Comments: none

[Security](#) information not publicly available.