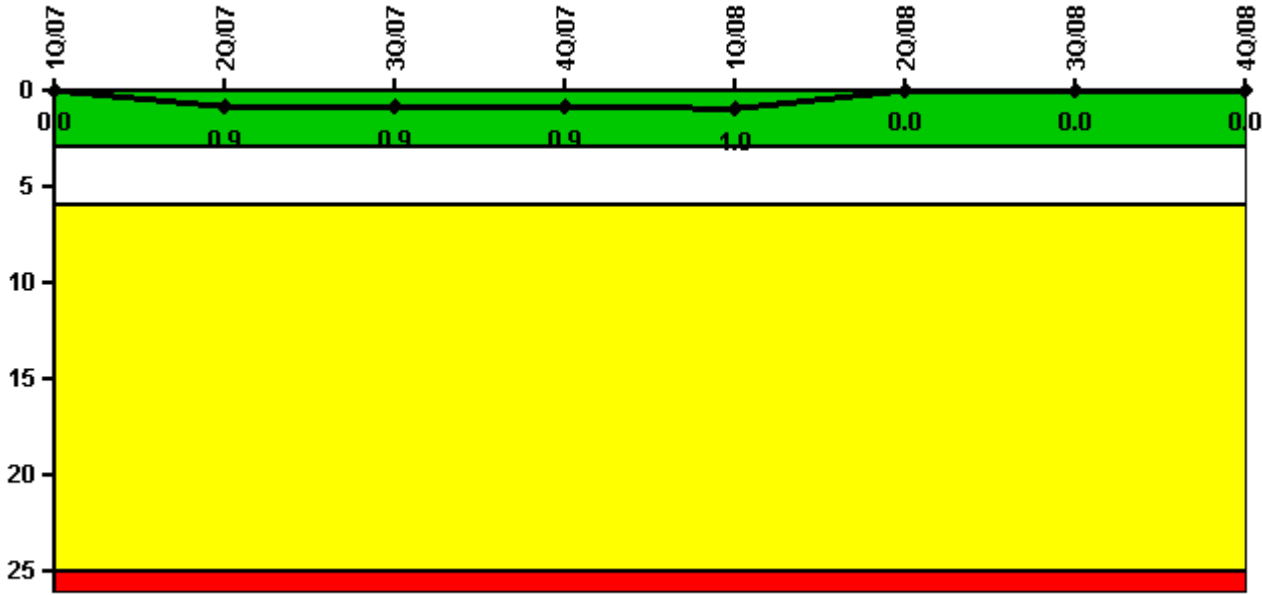


Point Beach 1

4Q/2008 Performance Indicators

Licensee's General Comments: none

Unplanned Scrams per 7000 Critical Hrs



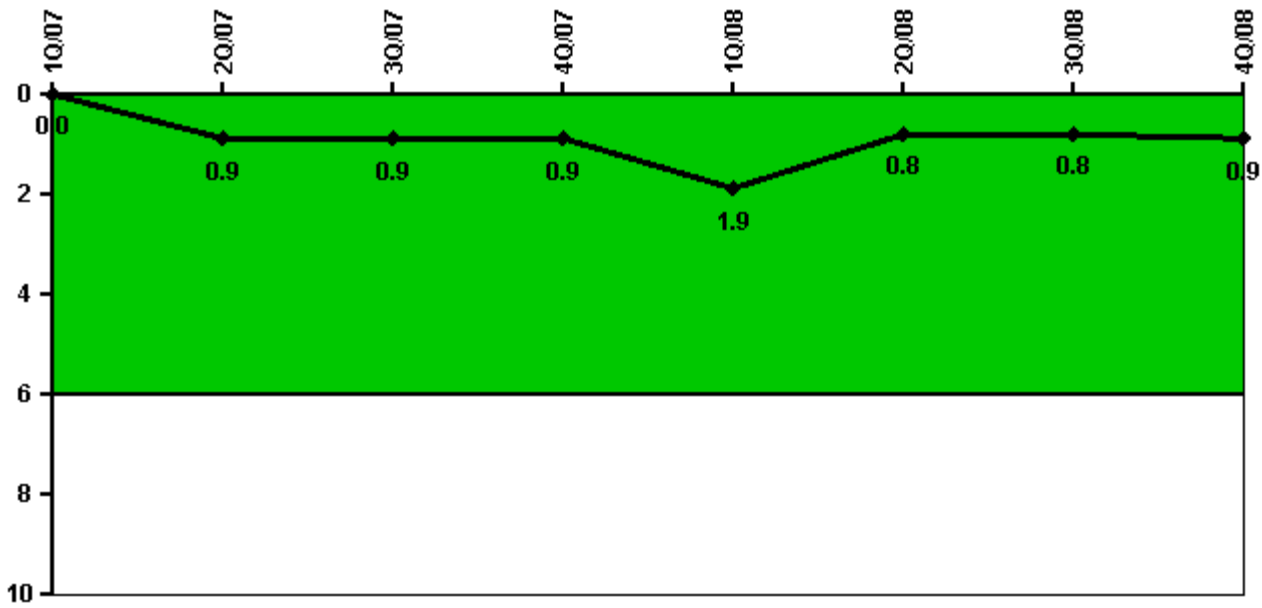
Thresholds: White > 3.0 Yellow > 6.0 Red > 25.0

Notes

Unplanned Scrams per 7000 Critical Hrs	1Q/07	2Q/07	3Q/07	4Q/07	1Q/08	2Q/08	3Q/08	4Q/08
Unplanned scrams	0	1.0	0	0	0	0	0	0
Critical hours	2157.7	1091.1	2208.0	2209.0	1756.3	2184.0	2208.0	1285.7
Indicator value	0	0.9	0.9	0.9	1.0	0	0	0

Licensee Comments: none

Unplanned Power Changes per 7000 Critical Hrs



Thresholds: White > 6.0

Notes

Unplanned Power Changes per 7000 Critical Hrs	1Q/07	2Q/07	3Q/07	4Q/07	1Q/08	2Q/08	3Q/08	4Q/08
Unplanned power changes	0	1.0	0	0	1.0	0	0	0
Critical hours	2157.7	1091.1	2208.0	2209.0	1756.3	2184.0	2208.0	1285.7
Indicator value	0	0.9	0.9	0.9	1.9	0.8	0.8	0.9

Licensee Comments: none

Unplanned Scrams with Complications



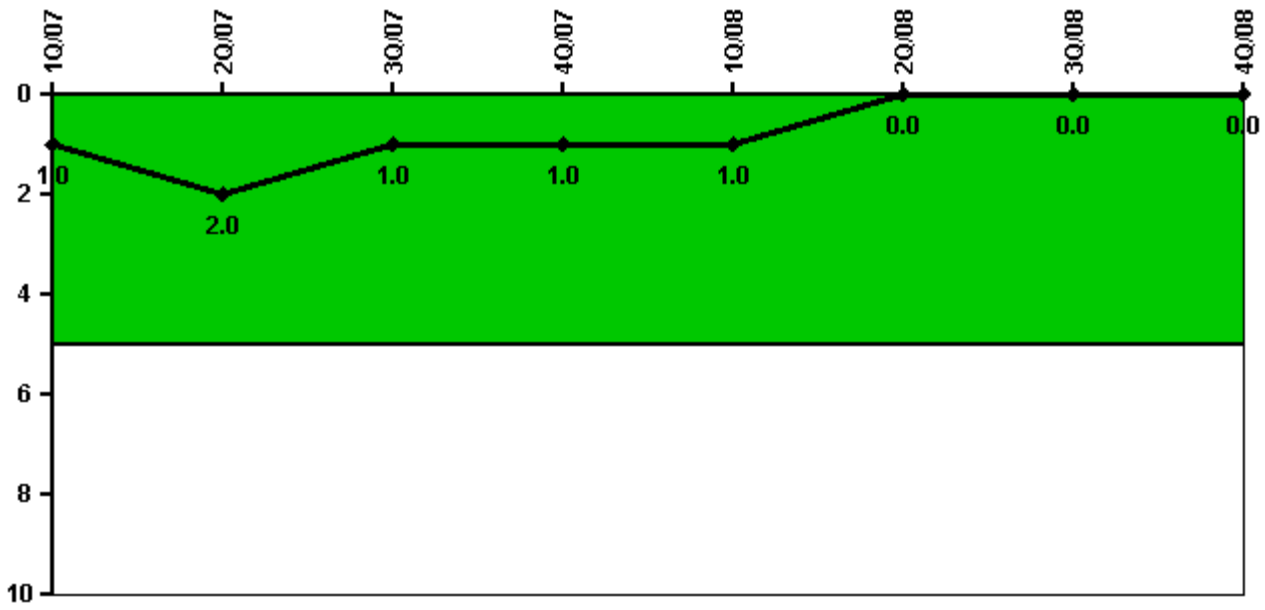
Thresholds: White > 1.0

Notes

Unplanned Scrams with Complications	1Q/07	2Q/07	3Q/07	4Q/07	1Q/08	2Q/08	3Q/08	4Q/08
Scrams with complications	0	0	0	0	0	0	0	0
Indicator value			0.0	0.0	0.0	0.0	0.0	0.0

Licensee Comments: none

Safety System Functional Failures (PWR)



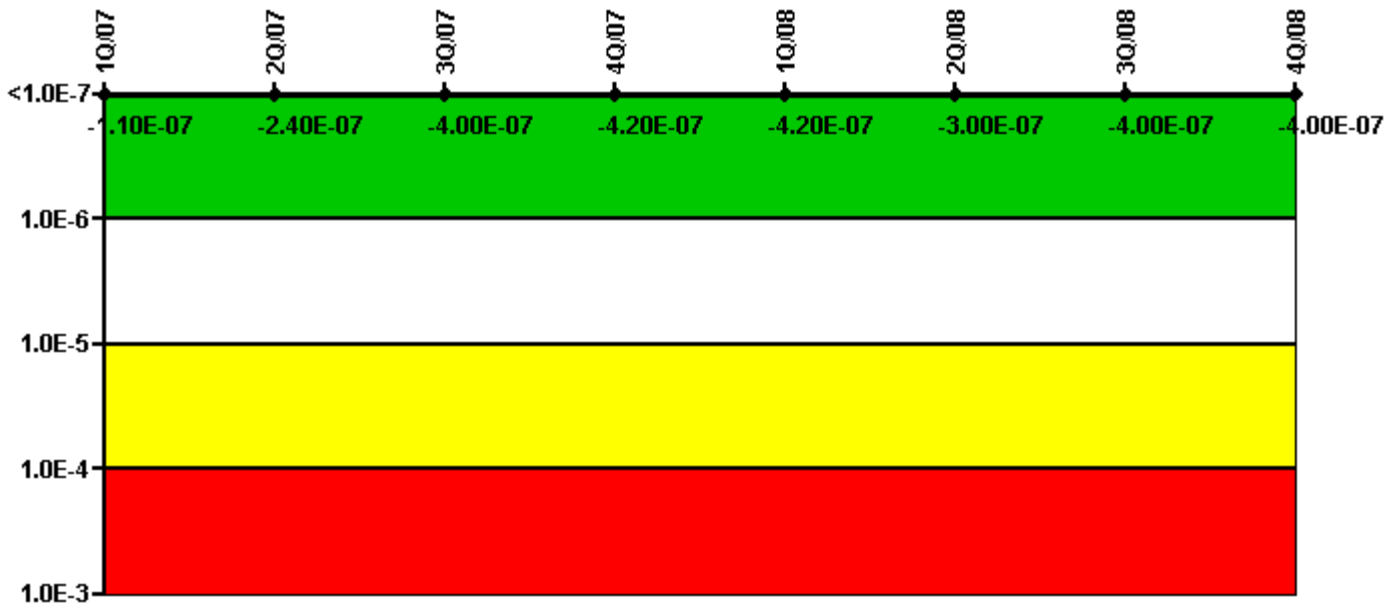
Thresholds: White > 5.0

Notes

Safety System Functional Failures (PWR)	1Q/07	2Q/07	3Q/07	4Q/07	1Q/08	2Q/08	3Q/08	4Q/08
Safety System Functional Failures	0	1	0	0	0	0	0	0
Indicator value	1	2	1	1	1	0	0	0

Licensee Comments: none

Mitigating Systems Performance Index, Emergency AC Power System



Thresholds: White > 1.00E-6 Yellow > 1.00E-5 Red > 1.00E-4

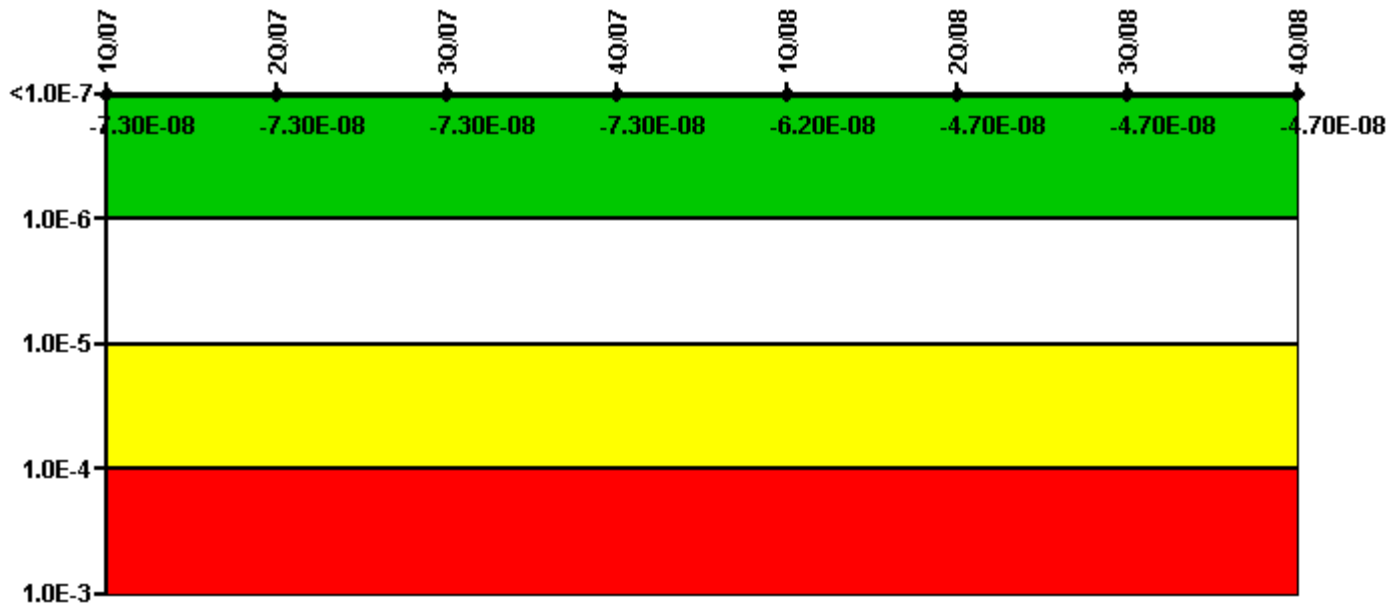
Notes

Mitigating Systems Performance Index, Emergency AC Power System	1Q/07	2Q/07	3Q/07	4Q/07	1Q/08	2Q/08	3Q/08	4Q/08
UAI (Δ CDF)	7.60E-07	6.30E-07	4.70E-07	4.50E-07	4.90E-07	1.40E-06	1.30E-06	1.30E-06
URI (Δ CDF)	-8.70E-07	-8.70E-07	-8.70E-07	-8.70E-07	-9.10E-07	-1.70E-06	-1.70E-06	-1.70E-06
PLE	NO	NO	NO	NO	NO	NO	NO	NO
Indicator value	-1.10E-07	-2.40E-07	-4.00E-07	-4.20E-07	-4.20E-07	-3.00E-07	-4.00E-07	-4.00E-07

Licensee Comments:

4Q/08: 2Q08 PRA Parameter changes due to updating to PRA Model revision 4.00. PRA parameter data updated to 2000-2005 data. See AR01138122.

Mitigating Systems Performance Index, High Pressure Injection System



Thresholds: White > 1.00E-6 Yellow > 1.00E-5 Red > 1.00E-4

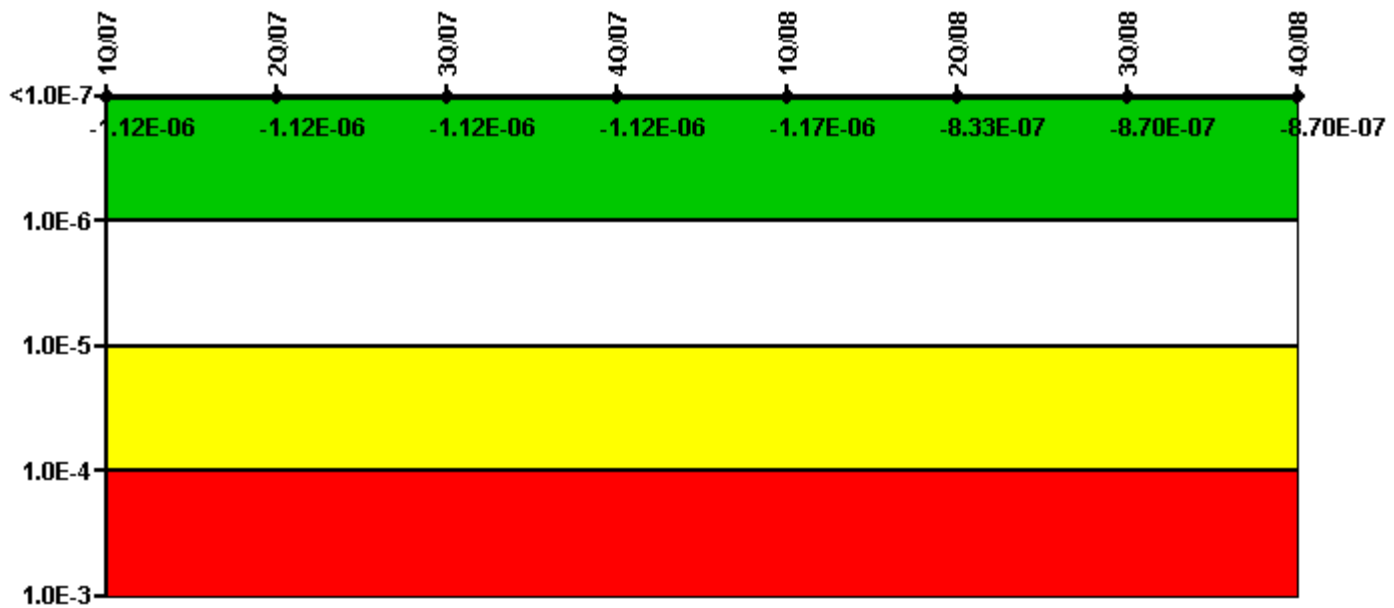
Notes

Mitigating Systems Performance Index, High Pressure Injection System	1Q/07	2Q/07	3Q/07	4Q/07	1Q/08	2Q/08	3Q/08	4Q/08
UAI (Δ CDF)	-2.70E-08	-2.70E-08	-2.70E-08	-2.70E-08	-1.60E-08	-1.30E-08	-1.30E-08	-1.30E-08
URI (Δ CDF)	-4.60E-08	-4.60E-08	-4.60E-08	-4.60E-08	-4.60E-08	-3.40E-08	-3.40E-08	-3.40E-08
PLE	NO	NO	NO	NO	NO	NO	NO	NO
Indicator value	-7.30E-08	-7.30E-08	-7.30E-08	-7.30E-08	-6.20E-08	-4.70E-08	-4.70E-08	-4.70E-08

Licensee Comments:

4Q/08: 2Q08 PRA Parameter changes due to updating to PRA Model revision 4.00. PRA parameter data updated to 2000-2005 data. See AR01138122.

Mitigating Systems Performance Index, Heat Removal System



Thresholds: White > 1.00E-6 Yellow > 1.00E-5 Red > 1.00E-4

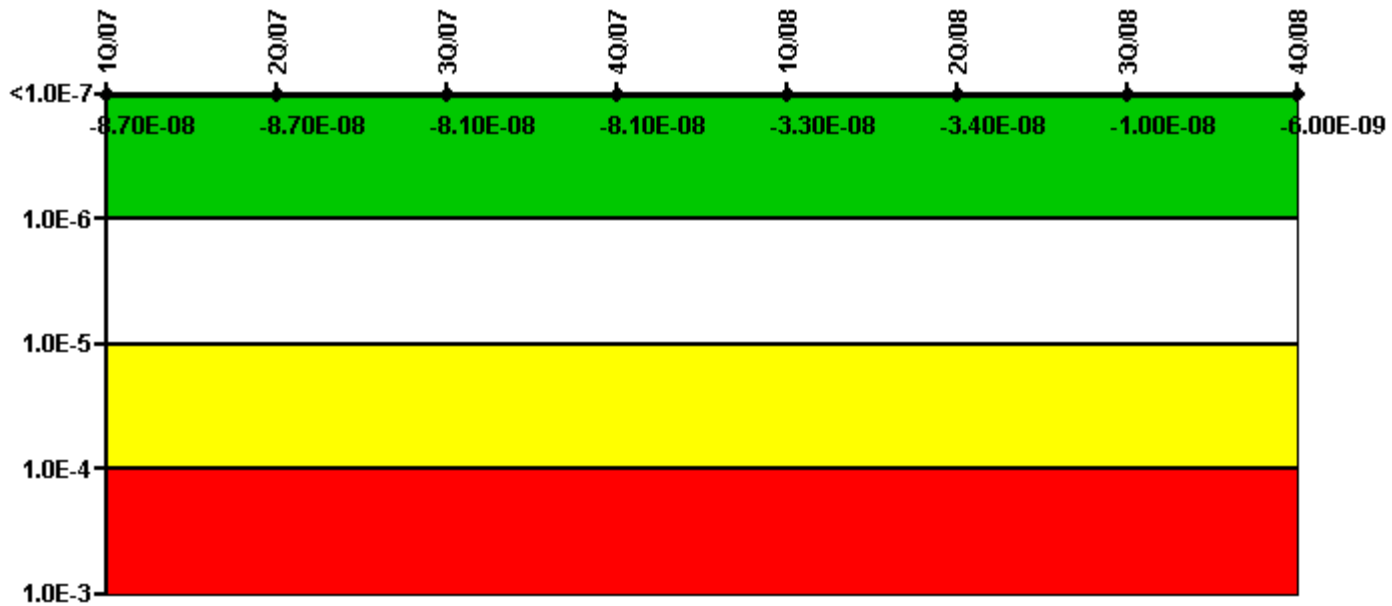
Notes

Mitigating Systems Performance Index, Heat Removal System	1Q/07	2Q/07	3Q/07	4Q/07	1Q/08	2Q/08	3Q/08	4Q/08
UAI (Δ CDF)	-1.60E-08	-2.00E-08	-2.30E-08	-2.30E-08	-7.20E-08	-8.30E-08	-1.20E-07	-1.20E-07
URI (Δ CDF)	-1.10E-06	-1.10E-06	-1.10E-06	-1.10E-06	-1.10E-06	-7.50E-07	-7.50E-07	-7.50E-07
PLE	NO	NO	NO	NO	NO	NO	NO	NO
Indicator value	-1.12E-06	-1.12E-06	-1.12E-06	-1.12E-06	-1.17E-06	-8.33E-07	-8.70E-07	-8.70E-07

Licensee Comments:

4Q/08: 2Q08 PRA Parameter changes due to updating to PRA Model revision 4.00. PRA parameter data updated to 2000-2005 data. See AR01138122.

Mitigating Systems Performance Index, Residual Heat Removal System



Thresholds: White > 1.00E-6 Yellow > 1.00E-5 Red > 1.00E-4

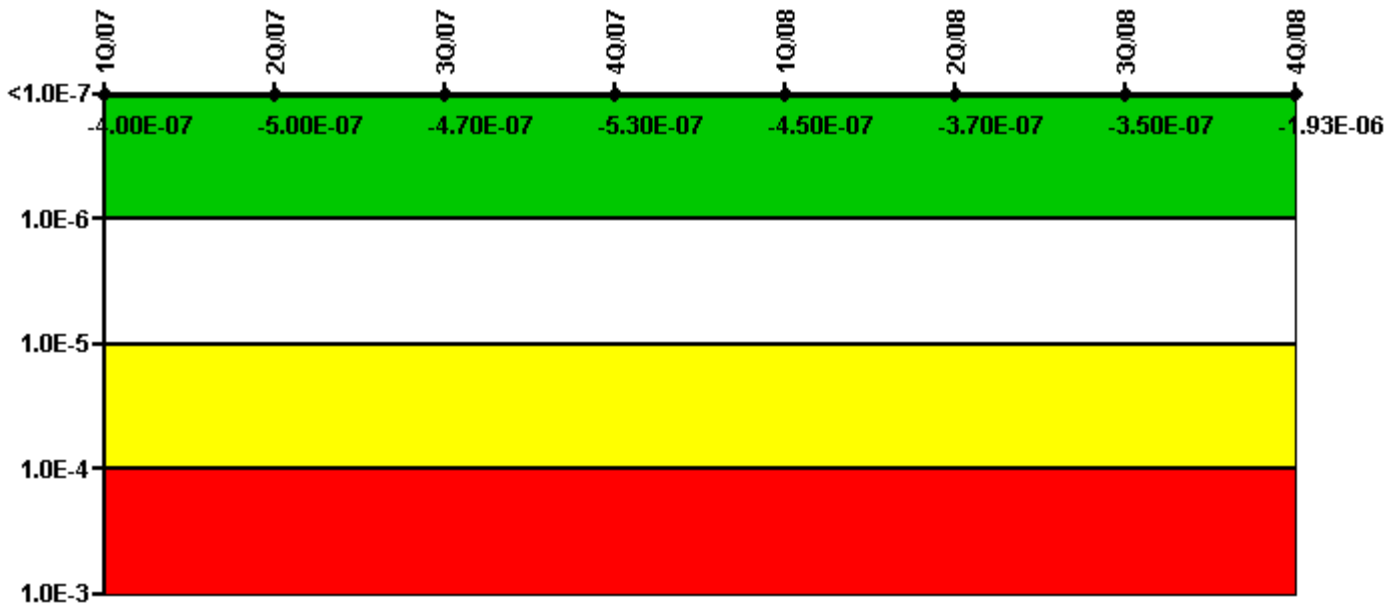
Notes

Mitigating Systems Performance Index, Residual Heat Removal System	1Q/07	2Q/07	3Q/07	4Q/07	1Q/08	2Q/08	3Q/08	4Q/08
UAI (Δ CDF)	-1.90E-08	-1.90E-08	-1.90E-08	-1.90E-08	2.90E-08	1.60E-08	4.00E-08	4.40E-08
URI (Δ CDF)	-6.80E-08	-6.80E-08	-6.20E-08	-6.20E-08	-6.20E-08	-5.00E-08	-5.00E-08	-5.00E-08
PLE	NO	NO	NO	NO	NO	NO	NO	NO
Indicator value	-8.70E-08	-8.70E-08	-8.10E-08	-8.10E-08	-3.30E-08	-3.40E-08	-1.00E-08	-6.00E-09

Licensee Comments:

4Q/08: 2Q08 PRA Parameter changes due to updating to PRA Model revision 4.00. PRA parameter data updated to 2000-2005 data. See AR01138122.

Mitigating Systems Performance Index, Cooling Water Systems



Thresholds: White > 1.00E-6 Yellow > 1.00E-5 Red > 1.00E-4


Notes

Mitigating Systems Performance Index, Cooling Water Systems	1Q/07	2Q/07	3Q/07	4Q/07	1Q/08	2Q/08	3Q/08	4Q/08
UAI (Δ CDF)	1.20E-06	1.10E-06	4.50E-07	3.90E-07	4.60E-07	2.90E-07	3.10E-07	2.70E-07
URI (Δ CDF)	-1.60E-06	-1.60E-06	-9.20E-07	-9.20E-07	-9.10E-07	-6.60E-07	-6.60E-07	-2.20E-06
PLE	NO	NO	NO	NO	NO	NO	NO	NO
Indicator value	-4.00E-07	-5.00E-07	-4.70E-07	-5.30E-07	-4.50E-07	-3.70E-07	-3.50E-07	-1.93E-06

Licensee Comments:

4Q/08: Changed PRA Parameter(s). 2Q08 PRA Parameter changes due to updating to PRA Model revision 4.00. PRA parameter data updated to 2000-2005 data. See AR01138122. P-032B discharge head to sole plate loose bolting condition discovered 09/26/08 that was reported as pending in 3Q08 was determined to not be a failure. AR01136251

Reactor Coolant System Activity



Thresholds: White > 50.0 Yellow > 100.0

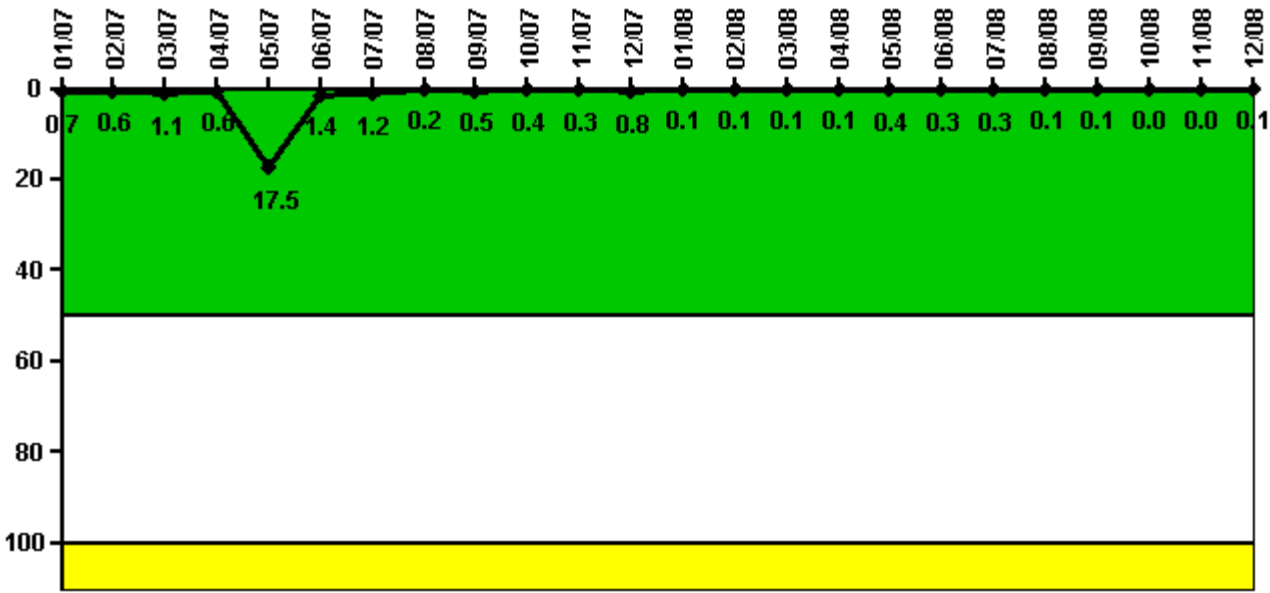
Notes

Reactor Coolant System Activity	1/07	2/07	3/07	4/07	5/07	6/07	7/07	8/07	9/07	10/07	11/07	12/07
Maximum activity	0.001330	0.001320	0.001290	N/A	0.000724	0.000759	0.000825	0.000869	0.000870	0.000911	0.000942	0.000972
Technical specification limit	0.8	0.8	0.8	0.8	0.8	0.8	0.8	0.8	0.8	0.8	0.8	0.8
Indicator value	0.2	0.2	0.2	N/A	0.1	0.1	0.1	0.1	0.1	0.1	0.1	0.1

Reactor Coolant System Activity	1/08	2/08	3/08	4/08	5/08	6/08	7/08	8/08	9/08	10/08	11/08	12/08
Maximum activity	0.000993	0.001110	0.001090	0.001100	0.001150	0.001180	0.001250	0.001250	0.001300	0.000778	0.000704	0.000736
Technical specification limit	0.8	0.8	0.8	0.8	0.8	0.8	0.8	0.8	0.8	0.8	0.8	0.8
Indicator value	0.1	0.1	0.1	0.1	0.1	0.1	0.2	0.2	0.2	0.1	0.1	0.1

Licensee Comments: none

Reactor Coolant System Leakage



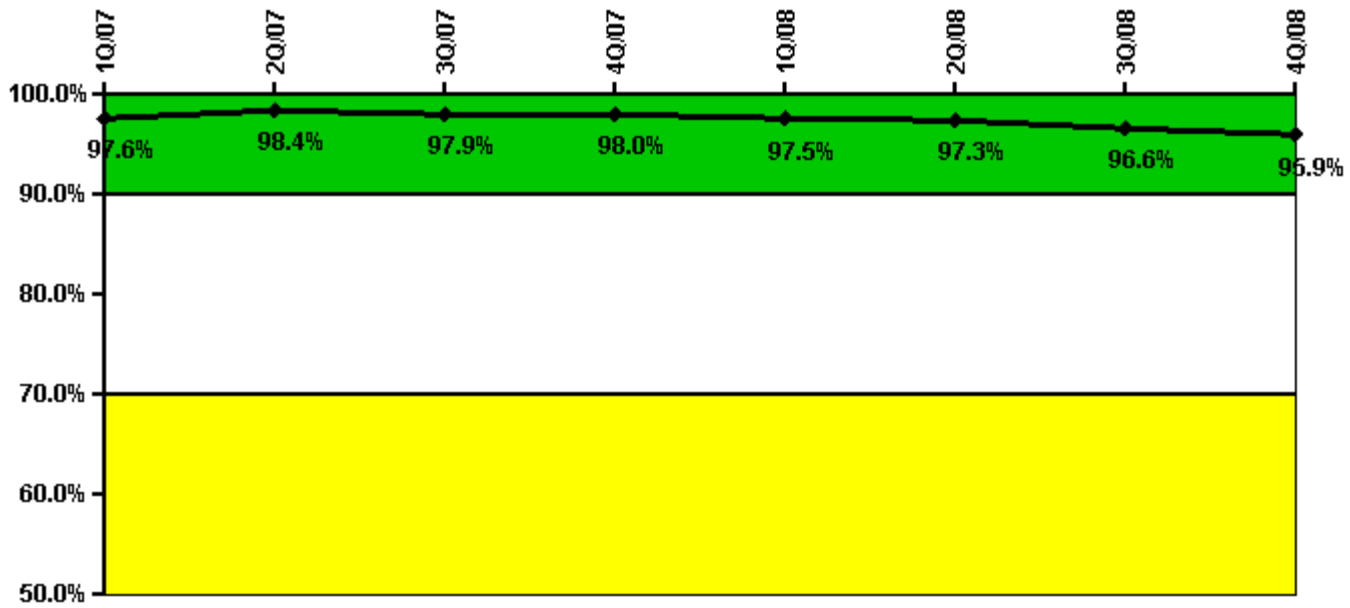
Thresholds: White > 50.0 Yellow > 100.0

Notes

Reactor Coolant System Leakage	1/07	2/07	3/07	4/07	5/07	6/07	7/07	8/07	9/07	10/07	11/07	12/07
Maximum leakage	0.067	0.056	0.110	0.060	1.750	0.140	0.120	0.020	0.046	0.040	0.030	0.080
Technical specification limit	10.0	10.0	10.0	10.0	10.0	10.0	10.0	10.0	10.0	10.0	10.0	10.0
Indicator value	0.7	0.6	1.1	0.6	17.5	1.4	1.2	0.2	0.5	0.4	0.3	0.8
Reactor Coolant System Leakage	1/08	2/08	3/08	4/08	5/08	6/08	7/08	8/08	9/08	10/08	11/08	12/08
Maximum leakage	0.010	0.010	0.010	0.010	0.040	0.030	0.030	0.010	0.010	0	0	0.010
Technical specification limit	10.0	10.0	10.0	10.0	10.0	10.0	10.0	10.0	10.0	10.0	10.0	10.0
Indicator value	0.1	0.1	0.1	0.1	0.4	0.3	0.3	0.1	0.1	0	0	0.1

Licensee Comments: none

Drill/Exercise Performance



Thresholds: White < 90.0% Yellow < 70.0%

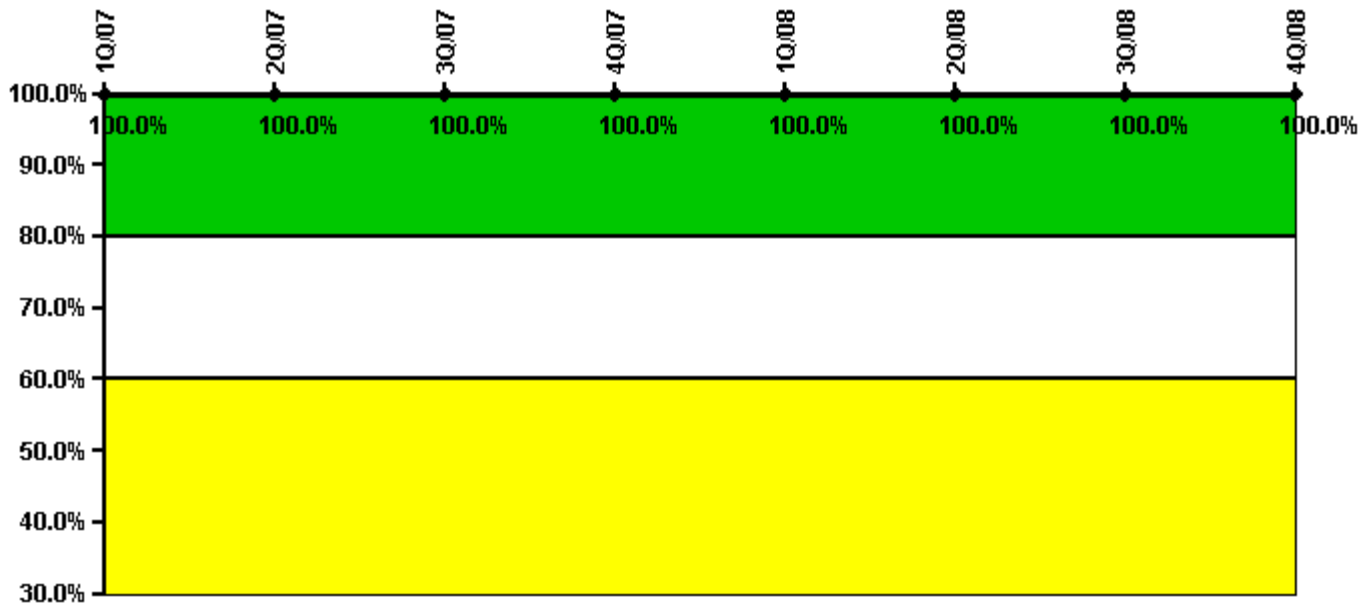
Notes

Drill/Exercise Performance	1Q/07	2Q/07	3Q/07	4Q/07	1Q/08	2Q/08	3Q/08	4Q/08
Successful opportunities	49.0	22.0	33.0	3.0	23.0	24.0	20.0	11.0
Total opportunities	50.0	22.0	36.0	3.0	24.0	24.0	22.0	12.0
Indicator value	97.6%	98.4%	97.9%	98.0%	97.5%	97.3%	96.6%	95.9%

Licensee Comments:

3Q/08: A failed opportunity was previously not recorded as an opportunity for September 2008 is now recorded. The inclusion of this opportunity and subsequent failure changes the September 2008 DEP from 11 total opportunities to 12.

ERO Drill Participation



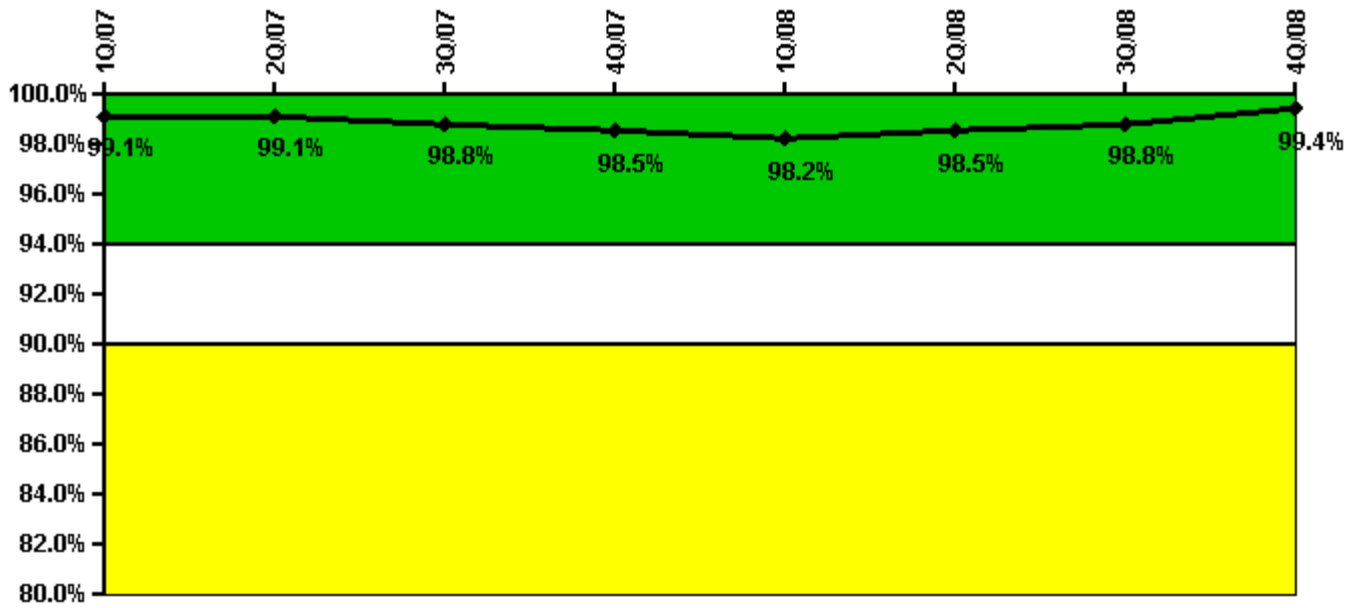
Thresholds: White < 80.0% Yellow < 60.0%

Notes

ERO Drill Participation	1Q/07	2Q/07	3Q/07	4Q/07	1Q/08	2Q/08	3Q/08	4Q/08
Participating Key personnel	58.0	57.0	58.0	59.0	56.0	56.0	57.0	58.0
Total Key personnel	58.0	57.0	58.0	59.0	56.0	56.0	57.0	58.0
Indicator value	100.0%	100.0%	100.0%	100.0%	100.0%	100.0%	100.0%	100.0%

Licensee Comments: none

Alert & Notification System



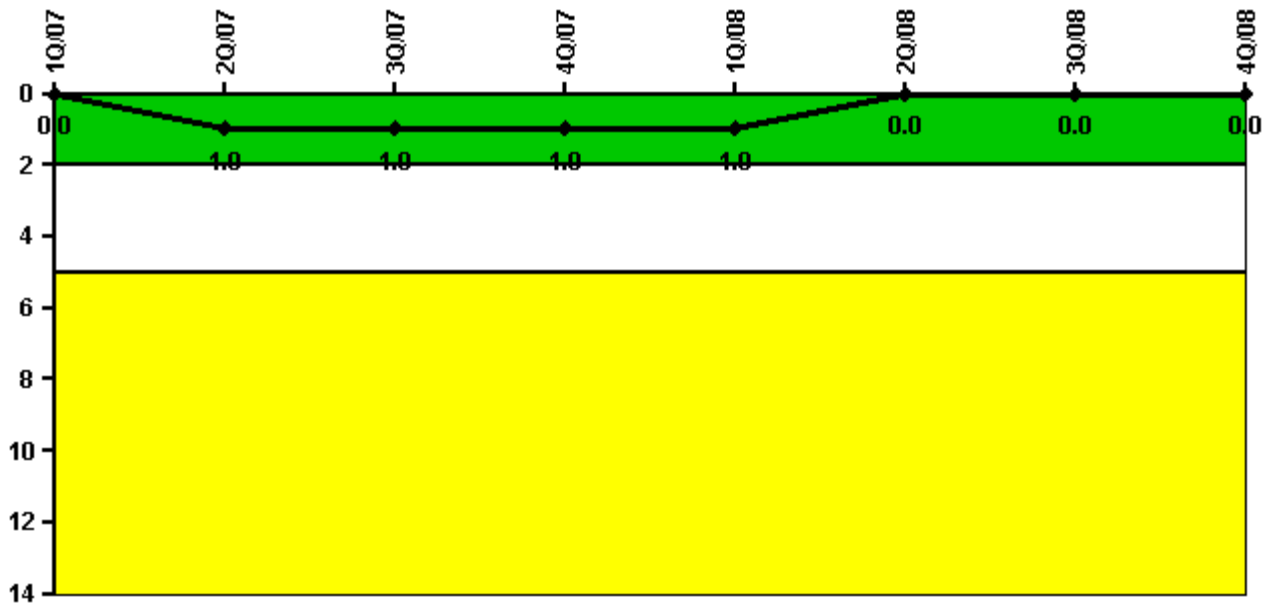
Thresholds: White < 94.0% Yellow < 90.0%

Notes

Alert & Notification System	1Q/07	2Q/07	3Q/07	4Q/07	1Q/08	2Q/08	3Q/08	4Q/08
Successful siren-tests	83	83	83	82	82	84	84	84
Total sirens-tests	84	84	84	84	84	84	84	84
Indicator value	99.1%	99.1%	98.8%	98.5%	98.2%	98.5%	98.8%	99.4%

Licensee Comments: none

Occupational Exposure Control Effectiveness



Thresholds: White > 2.0 Yellow > 5.0

Notes

Occupational Exposure Control Effectiveness	1Q/07	2Q/07	3Q/07	4Q/07	1Q/08	2Q/08	3Q/08	4Q/08
High radiation area occurrences	0	1	0	0	0	0	0	0
Very high radiation area occurrences	0	0	0	0	0	0	0	0
Unintended exposure occurrences	0	0	0	0	0	0	0	0
Indicator value	0	1	1	1	1	0	0	0

Licensee Comments: none

RETS/ODCM Radiological Effluent



Thresholds: White > 1.0 Yellow > 3.0

Notes

RETS/ODCM Radiological Effluent	1Q/07	2Q/07	3Q/07	4Q/07	1Q/08	2Q/08	3Q/08	4Q/08
RETS/ODCM occurrences	0	0	0	0	0	0	0	0
Indicator value	0	0	0	0	0	0	0	0

Licensee Comments: none

[Security](#) information not publicly available.