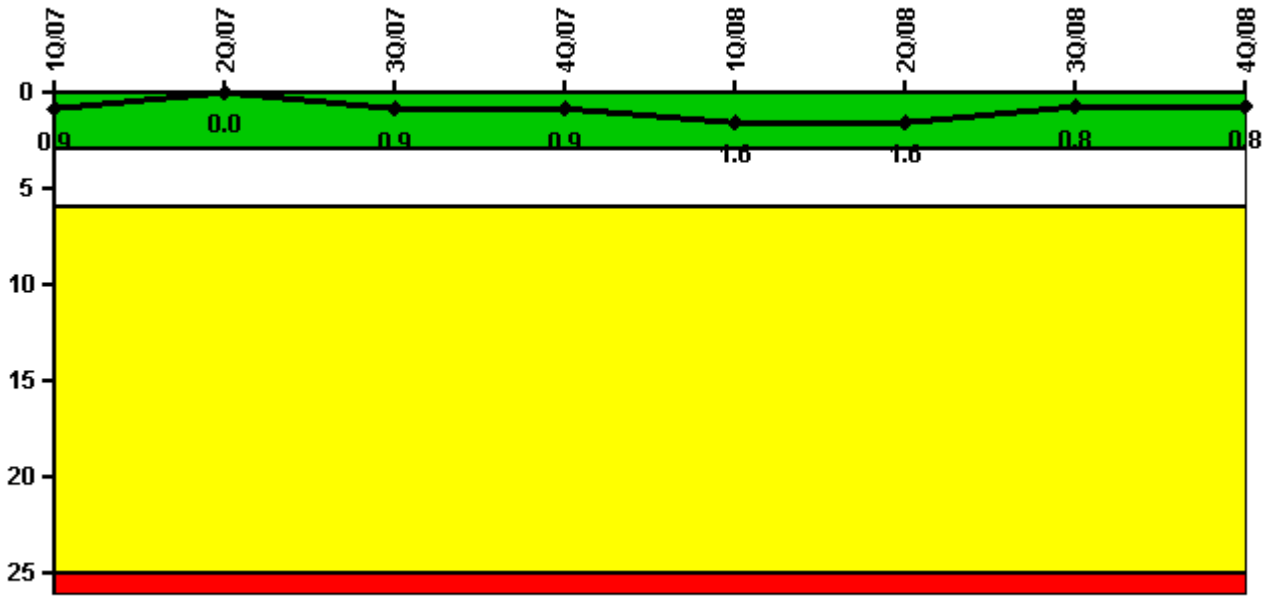


# Hatch 2

## 4Q/2008 Performance Indicators

Licensee's General Comments: none

### Unplanned Scrams per 7000 Critical Hrs



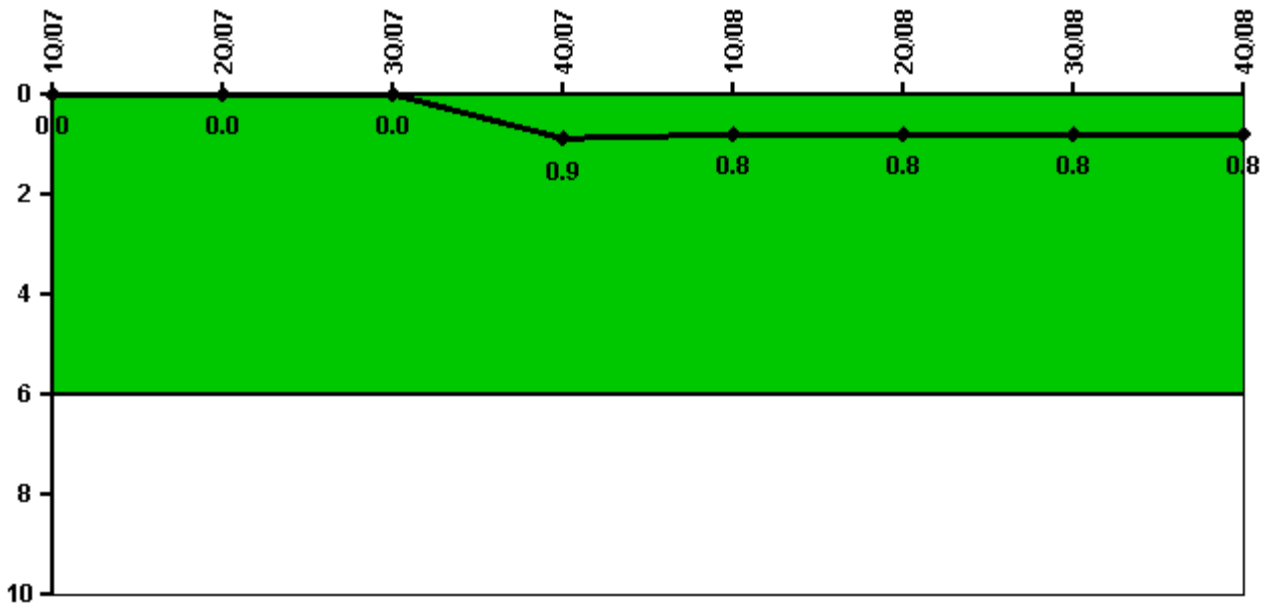
Thresholds: White > 3.0 Yellow > 6.0 Red > 25.0

### Notes

Unplanned Scrams per 7000 Critical Hrs	1Q/07	2Q/07	3Q/07	4Q/07	1Q/08	2Q/08	3Q/08	4Q/08
Unplanned scrams	0	0	1.0	0	1.0	0	0	0
Critical hours	1264.9	2184.0	2171.9	2209.0	2132.0	2060.5	2208.0	2209.0
Indicator value	0.9	0	0.9	0.9	1.6	1.6	0.8	0.8

Licensee Comments: none

## Unplanned Power Changes per 7000 Critical Hrs



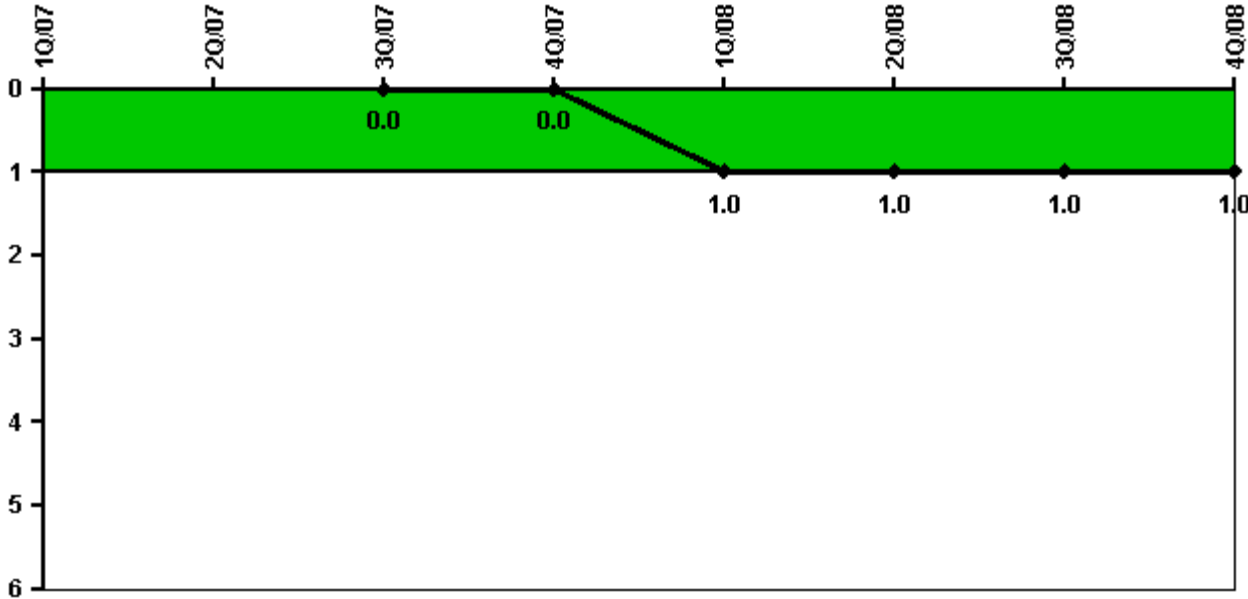
Thresholds: White > 6.0

### Notes

Unplanned Power Changes per 7000 Critical Hrs	1Q/07	2Q/07	3Q/07	4Q/07	1Q/08	2Q/08	3Q/08	4Q/08
Unplanned power changes	0	0	0	1.0	0	0	0	1.0
Critical hours	1264.9	2184.0	2171.9	2209.0	2132.0	2060.5	2208.0	2209.0
Indicator value	0	0	0	0.9	0.8	0.8	0.8	0.8

Licensee Comments: none

# Unplanned Scrams with Complications



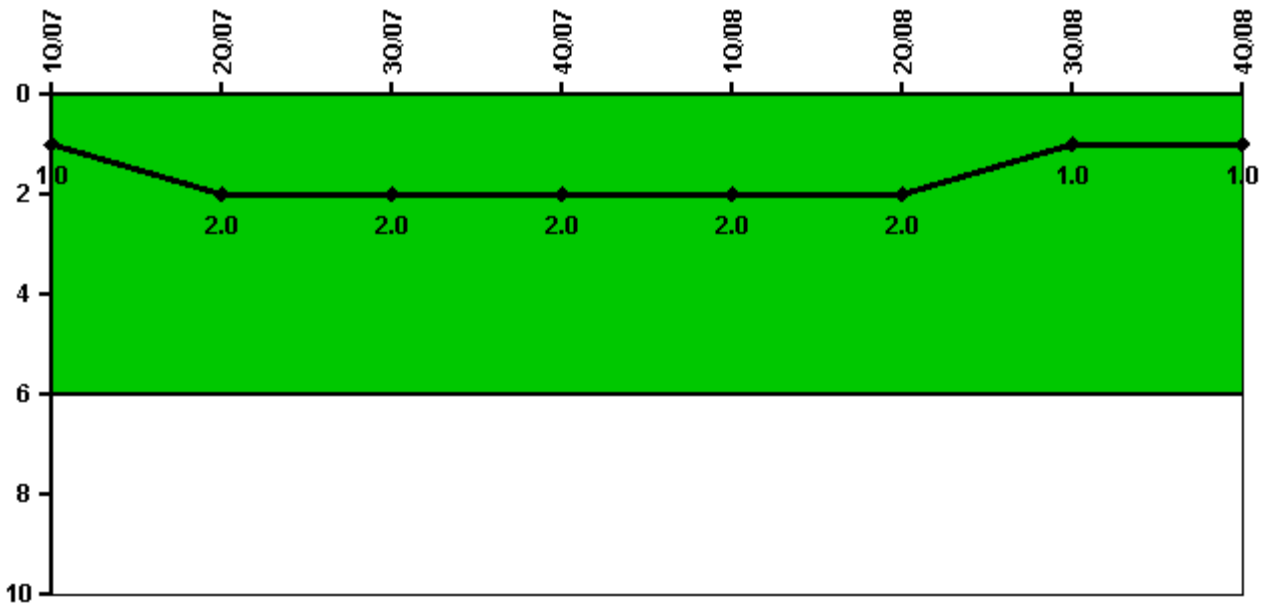
Thresholds: White > 1.0

**Notes**

Unplanned Scrams with Complications	1Q/07	2Q/07	3Q/07	4Q/07	1Q/08	2Q/08	3Q/08	4Q/08
Scrams with complications	0	0	0	0	1.0	0	0	0
Indicator value			0.0	0.0	1.0	1.0	1.0	1.0

Licensee Comments: none

## Safety System Functional Failures (BWR)



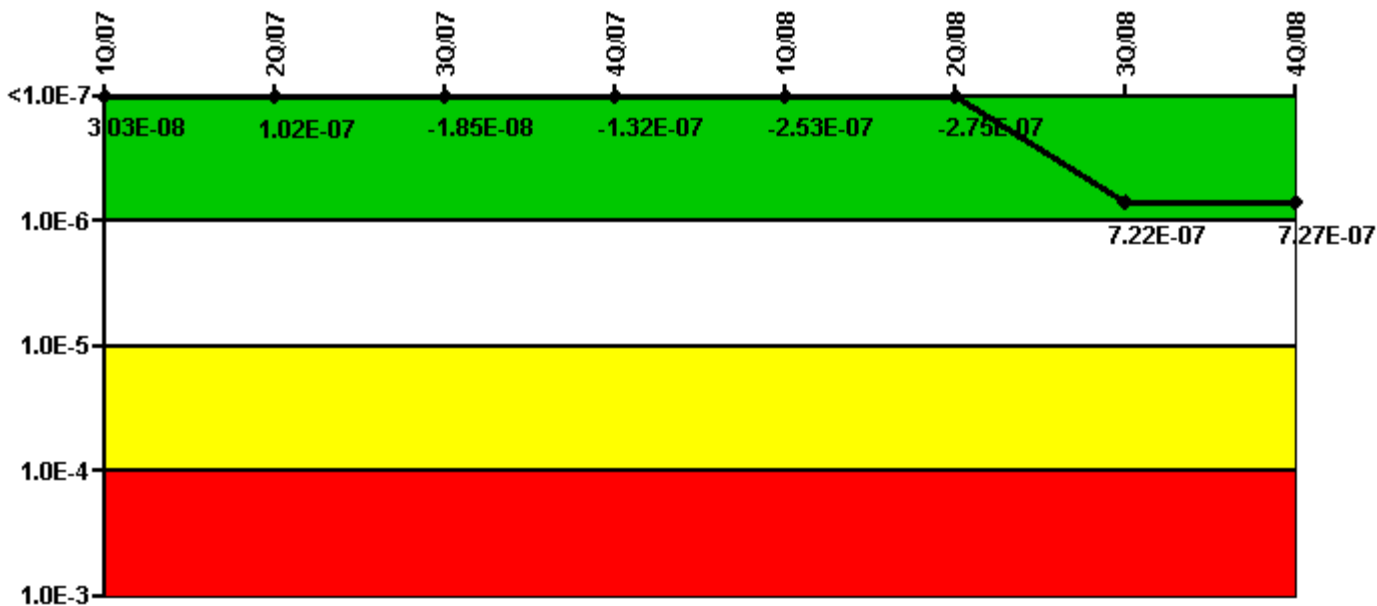
Thresholds: White > 6.0

### Notes

Safety System Functional Failures (BWR)	1Q/07	2Q/07	3Q/07	4Q/07	1Q/08	2Q/08	3Q/08	4Q/08
Safety System Functional Failures	0	1	1	0	0	1	0	0
Indicator value	1	2	2	2	2	2	1	1

Licensee Comments: none

# Mitigating Systems Performance Index, Emergency AC Power System



Thresholds: White > 1.00E-6 Yellow > 1.00E-5 Red > 1.00E-4

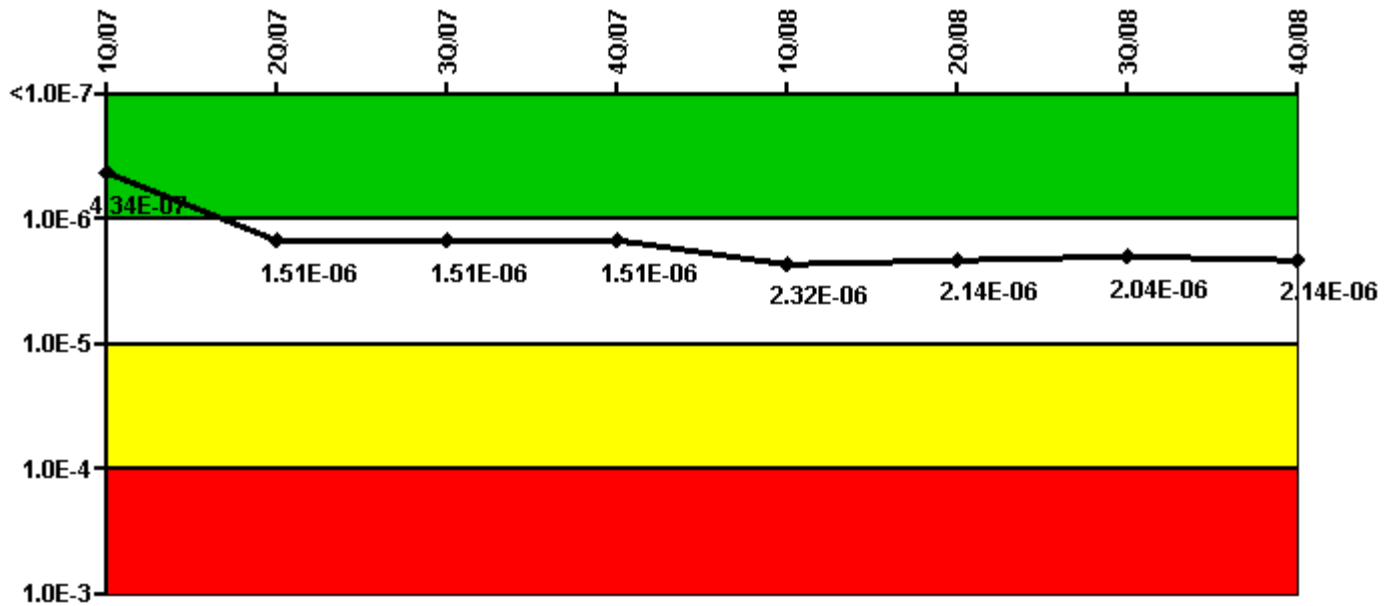
## Notes

Mitigating Systems Performance Index, Emergency AC Power System	1Q/07	2Q/07	3Q/07	4Q/07	1Q/08	2Q/08	3Q/08	4Q/08
UAI ( $\Delta$ CDF)	8.30E-09	2.90E-08	3.50E-09	-1.20E-08	-1.30E-08	5.10E-09	6.20E-08	6.70E-08
URI ( $\Delta$ CDF)	2.20E-08	7.30E-08	-2.20E-08	-1.20E-07	-2.40E-07	-2.80E-07	6.60E-07	6.60E-07
PLE	NO	NO	NO	NO	NO	NO	NO	NO
Indicator value	3.03E-08	1.02E-07	-1.85E-08	-1.32E-07	-2.53E-07	-2.75E-07	7.22E-07	7.27E-07

Licensee Comments:

3Q/08: B diesel was secured during testing due to vibration concerns. Engineering evaluation is in progress to determine if the component would have continued to operate for the mission time starting from the time the component was secured. Planned Unavailability baseline values changed 2Q08 based on Basis document revision approved 03/31/08. There were no PRA changes for 3Q08. \*\*\*Update, B EDG condition was determined to count as a diesel run failure.

# Mitigating Systems Performance Index, High Pressure Injection System



Thresholds: White > 1.00E-6 Yellow > 1.00E-5 Red > 1.00E-4

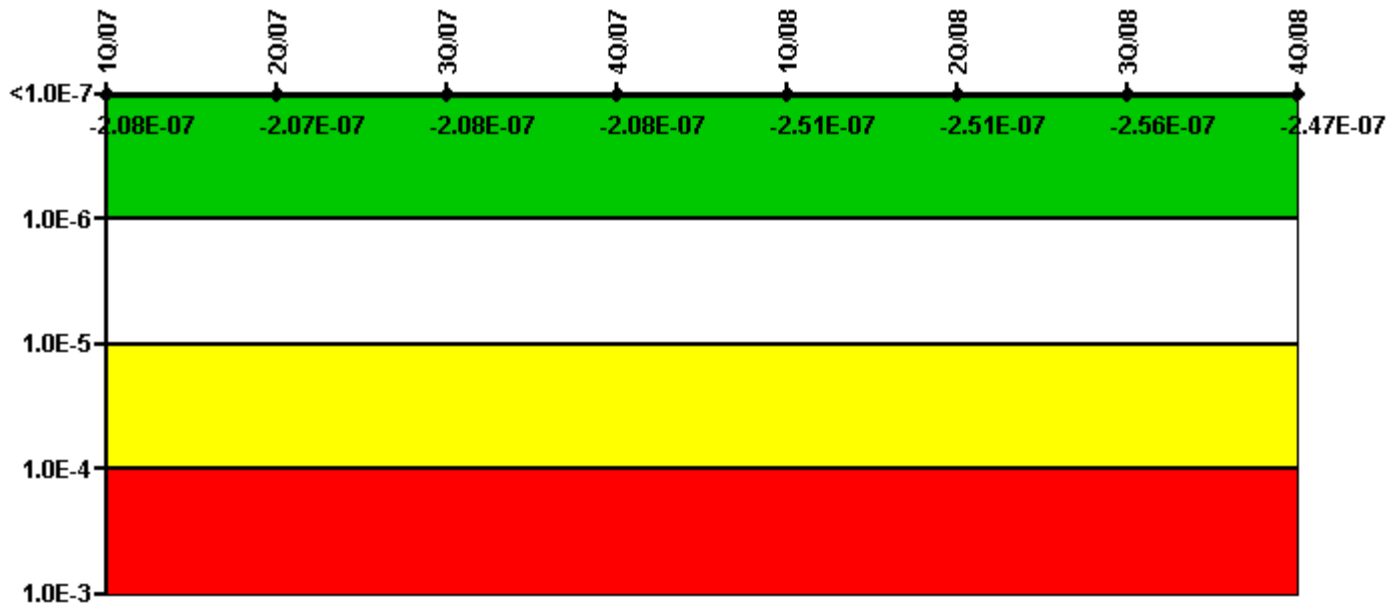
## Notes

Mitigating Systems Performance Index, High Pressure Injection System	1Q/07	2Q/07	3Q/07	4Q/07	1Q/08	2Q/08	3Q/08	4Q/08
UAI (ΔCDF)	-1.60E-08	6.00E-09	5.50E-09	5.40E-09	2.20E-07	3.70E-08	3.70E-08	3.70E-08
URI (ΔCDF)	4.50E-07	1.50E-06	1.50E-06	1.50E-06	2.10E-06	2.10E-06	2.00E-06	2.10E-06
PLE	NO	NO	NO	NO	NO	NO	NO	NO
Indicator value	4.34E-07	1.51E-06	1.51E-06	1.51E-06	2.32E-06	2.14E-06	2.04E-06	2.14E-06

Licensee Comments:

4Q/08: Risk Cap Invoked.

# Mitigating Systems Performance Index, Heat Removal System



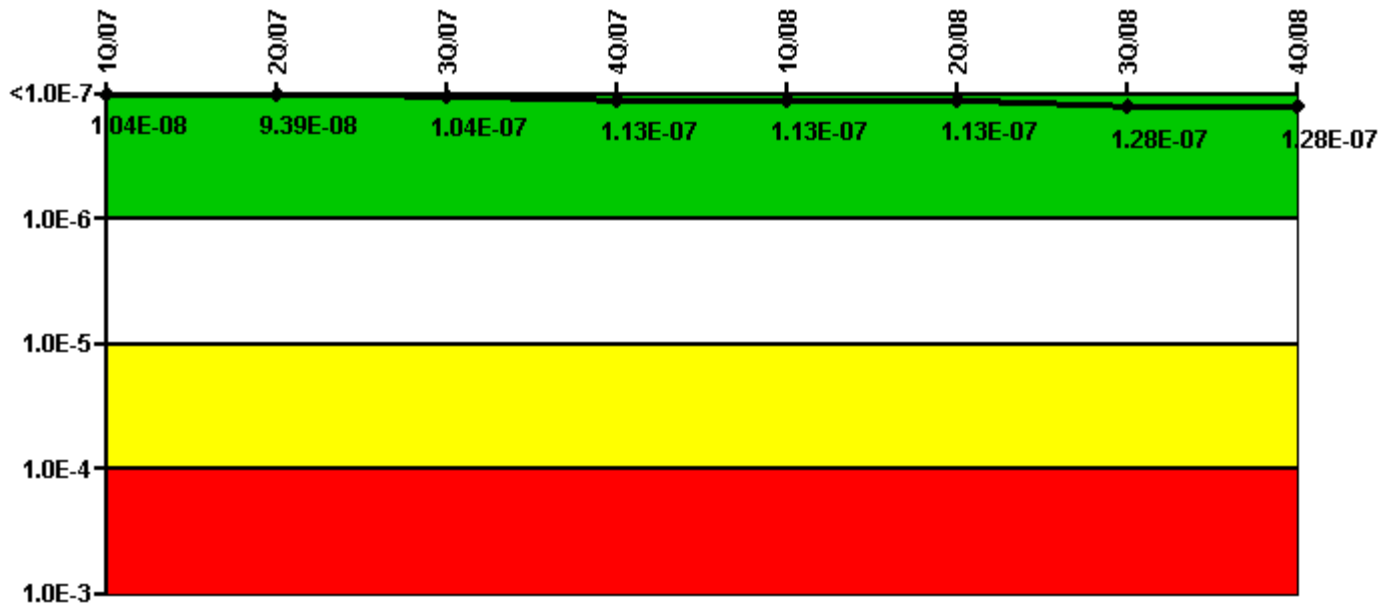
Thresholds: White > 1.00E-6 Yellow > 1.00E-5 Red > 1.00E-4

## Notes

Mitigating Systems Performance Index, Heat Removal System	1Q/07	2Q/07	3Q/07	4Q/07	1Q/08	2Q/08	3Q/08	4Q/08
UAI ( $\Delta$ CDF)	-5.80E-08	-5.70E-08	-5.80E-08	-5.80E-08	-7.10E-08	-7.10E-08	-6.60E-08	-6.70E-08
URI ( $\Delta$ CDF)	-1.50E-07	-1.50E-07	-1.50E-07	-1.50E-07	-1.80E-07	-1.80E-07	-1.90E-07	-1.80E-07
PLE	NO	NO	NO	NO	NO	NO	NO	NO
Indicator value	-2.08E-07	-2.07E-07	-2.08E-07	-2.08E-07	-2.51E-07	-2.51E-07	-2.56E-07	-2.47E-07

Licensee Comments: none

# Mitigating Systems Performance Index, Residual Heat Removal System



Thresholds: White > 1.00E-6 Yellow > 1.00E-5 Red > 1.00E-4

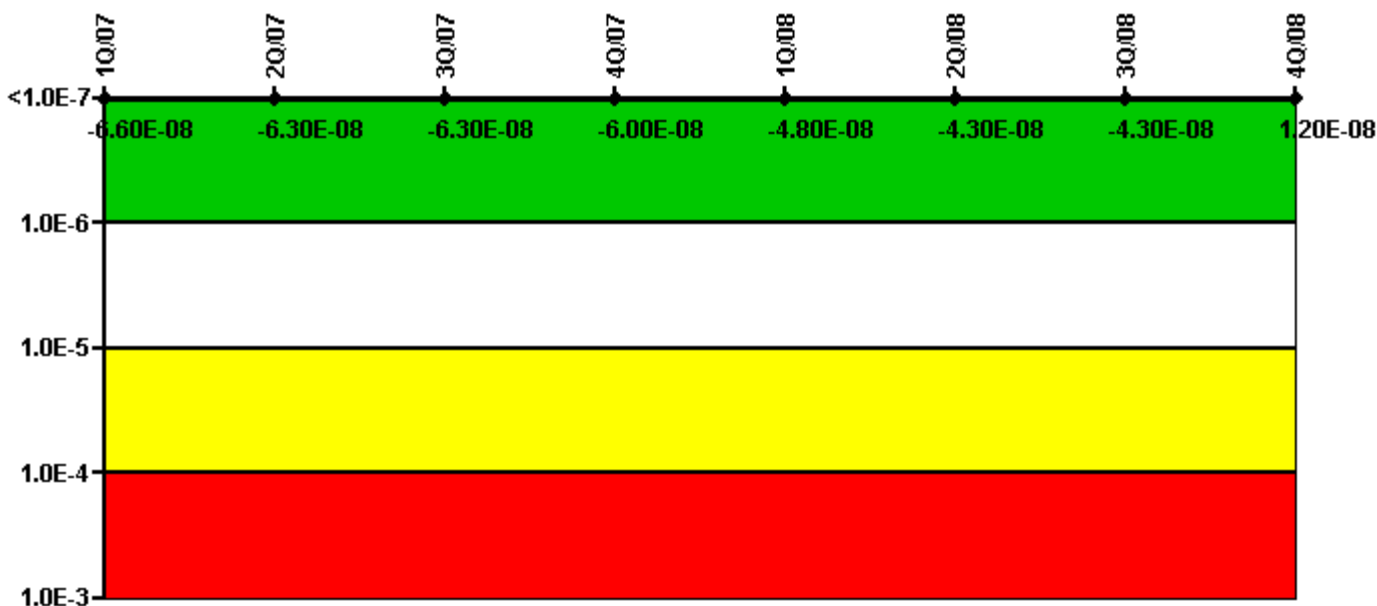
## Notes

Mitigating Systems Performance Index, Residual Heat Removal System	1Q/07	2Q/07	3Q/07	4Q/07	1Q/08	2Q/08	3Q/08	4Q/08
UAI ( $\Delta$ CDF)	-7.60E-09	-6.10E-09	-6.20E-09	-7.10E-09	-7.20E-09	-7.20E-09	1.80E-08	1.80E-08
URI ( $\Delta$ CDF)	1.80E-08	1.00E-07	1.10E-07	1.20E-07	1.20E-07	1.20E-07	1.10E-07	1.10E-07
PLE	NO	NO	NO	NO	NO	NO	NO	NO
Indicator value	1.04E-08	9.39E-08	1.04E-07	1.13E-07	1.13E-07	1.13E-07	1.28E-07	1.28E-07

Licensee Comments: none



# Mitigating Systems Performance Index, Cooling Water Systems



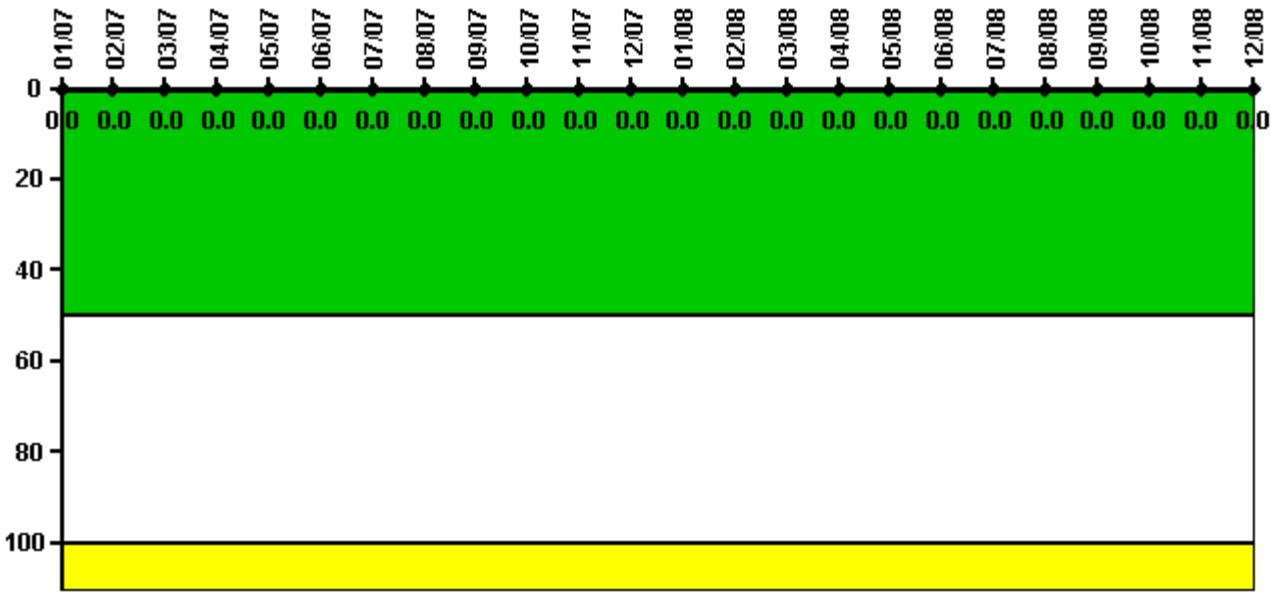
Thresholds: White > 1.00E-6 Yellow > 1.00E-5 Red > 1.00E-4

## Notes

Mitigating Systems Performance Index, Cooling Water Systems	1Q/07	2Q/07	3Q/07	4Q/07	1Q/08	2Q/08	3Q/08	4Q/08
UAI ( $\Delta$ CDF)	3.20E-08	3.60E-08	3.60E-08	4.00E-08	6.20E-08	4.40E-08	4.40E-08	4.50E-08
URI ( $\Delta$ CDF)	-9.80E-08	-9.90E-08	-9.90E-08	-1.00E-07	-1.10E-07	-8.70E-08	-8.70E-08	-3.30E-08
PLE	NO	NO	NO	NO	NO	NO	NO	NO
Indicator value	-6.60E-08	-6.30E-08	-6.30E-08	-6.00E-08	-4.80E-08	-4.30E-08	-4.30E-08	1.20E-08

Licensee Comments: none

## Reactor Coolant System Activity



Thresholds: White > 50.0 Yellow > 100.0

### Notes


Reactor Coolant System Activity	1/07	2/07	3/07	4/07	5/07	6/07	7/07	8/07	9/07	10/07	11/07	12/07
Maximum activity	0.000010	0.000006	0.000010	0.000010	0.000006	0.000006	0.000007	0.000006	0.000006	0.000012	0.000005	0.000006
Technical specification limit	0.2	0.2	0.2	0.2	0.2	0.2	0.2	0.2	0.2	0.2	0.2	0.2
Indicator value	0	0	0	0	0	0	0	0	0	0	0	0

Reactor Coolant System Activity	1/08	2/08	3/08	4/08	5/08	6/08	7/08	8/08	9/08	10/08	11/08	12/08
Maximum activity	0.000005	0.000007	0.000006	0.000006	0.000004	0.000005	0.000007	0.000006	0.000005	0.000010	0.000016	0.000005
Technical specification limit	0.2	0.2	0.2	0.2	0.2	0.2	0.2	0.2	0.2	0.2	0.2	0.2
Indicator value	0	0	0	0	0	0	0	0	0	0	0	0

Licensee Comments: none

## Reactor Coolant System Leakage



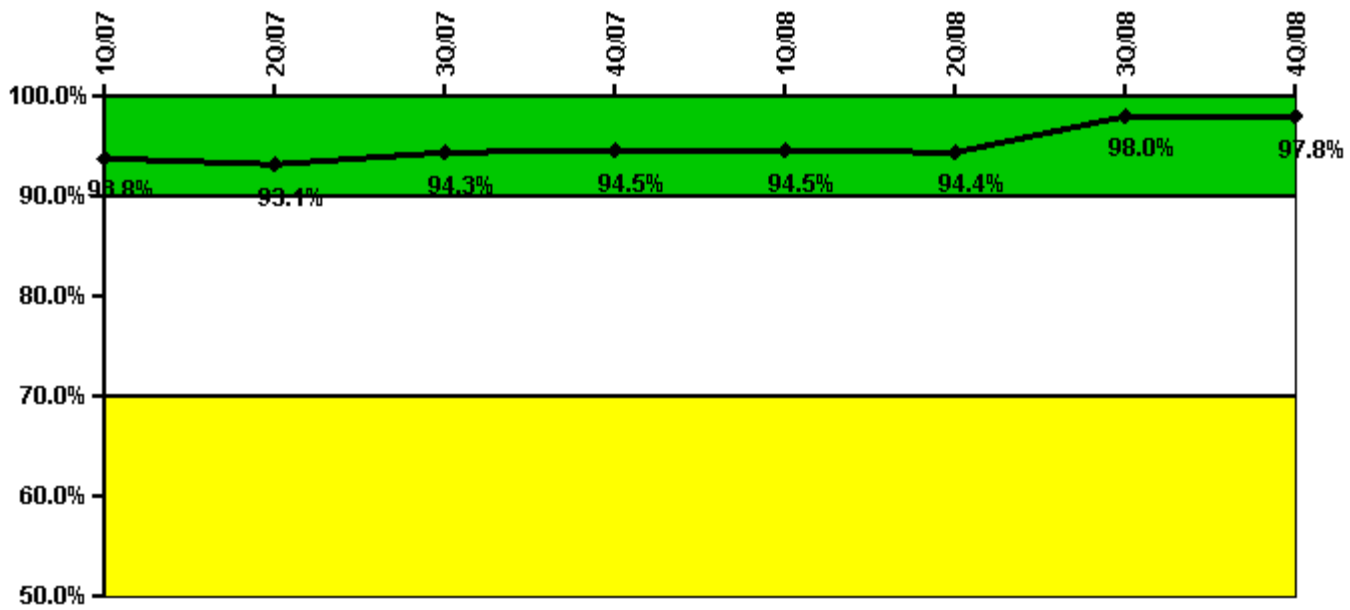
Thresholds: White > 50.0 Yellow > 100.0

### Notes

Reactor Coolant System Leakage	1/07	2/07	3/07	4/07	5/07	6/07	7/07	8/07	9/07	10/07	11/07	12/07
Maximum leakage	1.810	1.790	1.680	1.780	1.770	1.710	1.730	1.750	1.730	1.730	1.720	1.720
Technical specification limit	30.0	30.0	30.0	30.0	30.0	30.0	30.0	30.0	30.0	30.0	30.0	30.0
Indicator value	6.0	6.0	5.6	5.9	5.9	5.7	5.8	5.8	5.8	5.8	5.7	5.7
Reactor Coolant System Leakage	1/08	2/08	3/08	4/08	5/08	6/08	7/08	8/08	9/08	10/08	11/08	12/08
Maximum leakage	1.720	1.740	1.750	1.710	1.730	1.720	1.720	1.710	1.710	1.710	1.690	1.680
Technical specification limit	30.0	30.0	30.0	30.0	30.0	30.0	30.0	30.0	30.0	30.0	30.0	30.0
Indicator value	5.7	5.8	5.8	5.7	5.8	5.7	5.7	5.7	5.7	5.7	5.6	5.6

Licensee Comments: none

## Drill/Exercise Performance



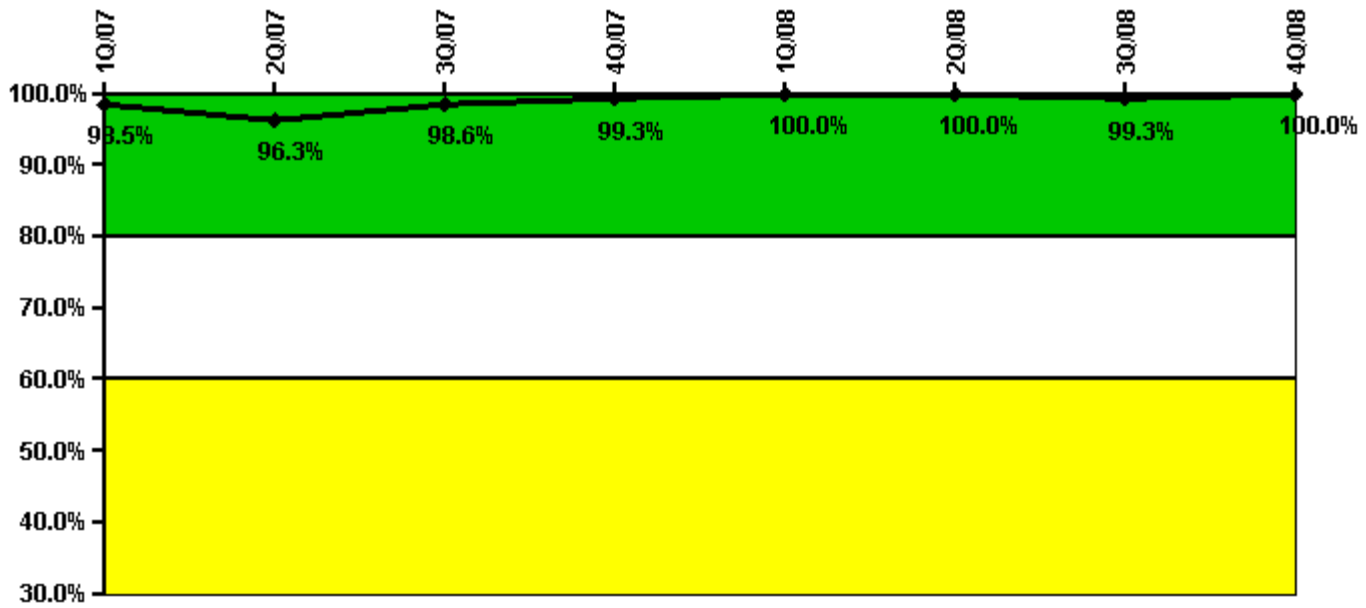
Thresholds: White < 90.0% Yellow < 70.0%

### Notes

Drill/Exercise Performance	1Q/07	2Q/07	3Q/07	4Q/07	1Q/08	2Q/08	3Q/08	4Q/08
Successful opportunities	2.0	11.0	72.0	7.0	6.0	30.0	43.0	8.0
Total opportunities	2.0	12.0	73.0	7.0	6.0	32.0	43.0	8.0
Indicator value	93.8%	93.1%	94.3%	94.5%	94.5%	94.4%	98.0%	97.8%

Licensee Comments: none

## ERO Drill Participation



**Thresholds: White < 80.0% Yellow < 60.0%**

### Notes

ERO Drill Participation	1Q/07	2Q/07	3Q/07	4Q/07	1Q/08	2Q/08	3Q/08	4Q/08
Participating Key personnel	132.0	130.0	138.0	136.0	137.0	134.0	142.0	148.0
Total Key personnel	134.0	135.0	140.0	137.0	137.0	134.0	143.0	148.0
Indicator value	98.5%	96.3%	98.6%	99.3%	100.0%	100.0%	99.3%	100.0%

Licensee Comments: none

## Alert & Notification System

**Not applicable due to  
unique design  
characteristics.  
Performance in this area  
will be assessed through  
focused NRC inspection  
efforts.**

### Notes

Alert & Notification System	1Q/07	2Q/07	3Q/07	4Q/07	1Q/08	2Q/08	3Q/08	4Q/08
Successful siren-tests								
Total sirens-tests								
Indicator value								

Licensee Comments:

4Q/08: Plant Hatch does not use sirens as an emergency notification system.

---

## Occupational Exposure Control Effectiveness



Thresholds: White > 2.0 Yellow > 5.0

### Notes

Occupational Exposure Control Effectiveness	1Q/07	2Q/07	3Q/07	4Q/07	1Q/08	2Q/08	3Q/08	4Q/08
High radiation area occurrences	0	0	0	0	0	0	0	0
Very high radiation area occurrences	0	0	0	0	0	0	0	0
Unintended exposure occurrences	0	0	0	0	0	0	0	0
Indicator value	0	0	0	0	0	0	0	0

Licensee Comments: none

## RETS/ODCM Radiological Effluent



Thresholds: White > 1.0 Yellow > 3.0

### Notes

RETS/ODCM Radiological Effluent	1Q/07	2Q/07	3Q/07	4Q/07	1Q/08	2Q/08	3Q/08	4Q/08
RETS/ODCM occurrences	0	0	0	0	0	0	0	0
Indicator value	0	0	0	0	0	0	0	0

Licensee Comments: none

[Security](#) information not publicly available.