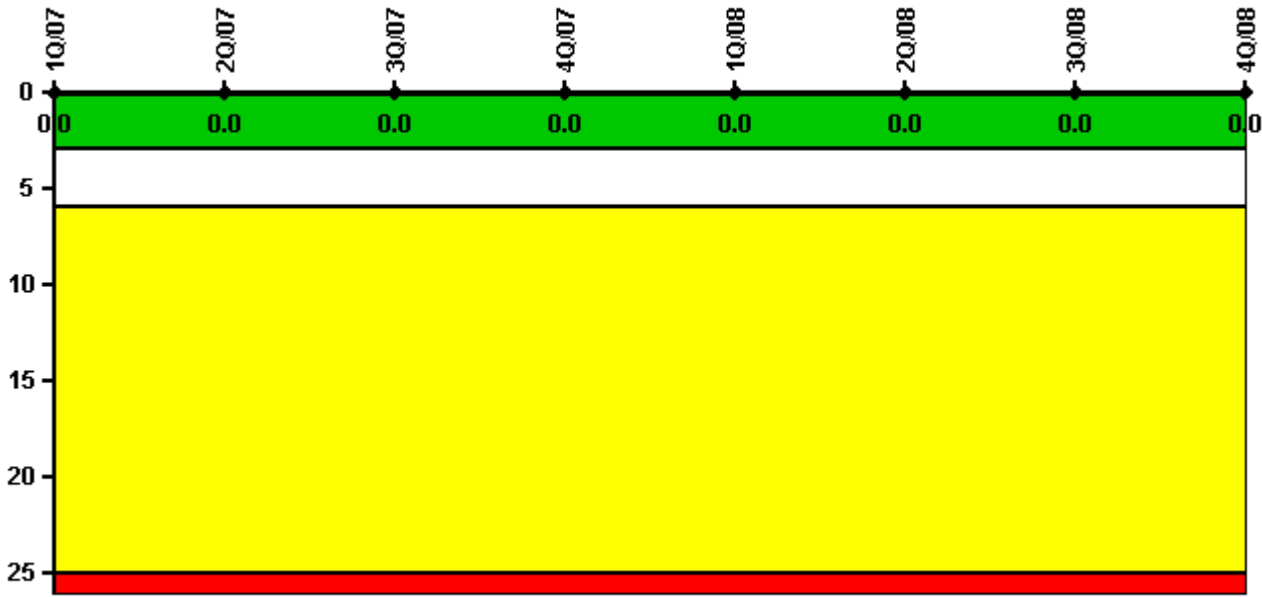


Dresden 3

4Q/2008 Performance Indicators

Licensee's General Comments: none

Unplanned Scrams per 7000 Critical Hrs



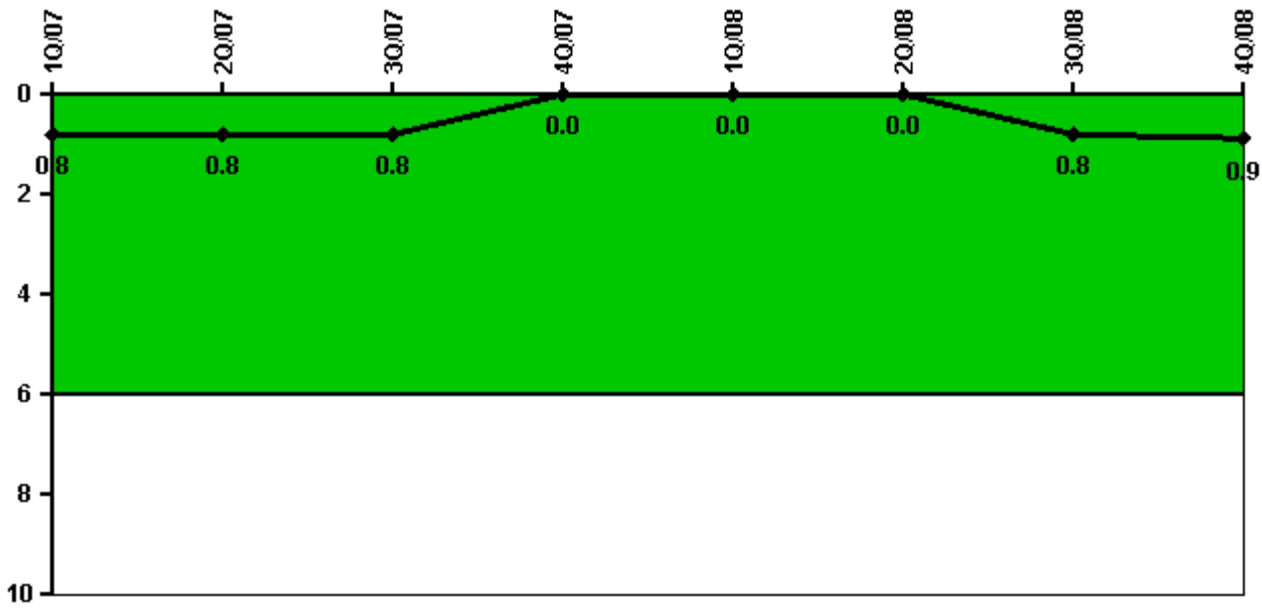
Thresholds: White > 3.0 Yellow > 6.0 Red > 25.0

Notes

Unplanned Scrams per 7000 Critical Hrs	1Q/07	2Q/07	3Q/07	4Q/07	1Q/08	2Q/08	3Q/08	4Q/08
Unplanned scrams	0	0	0	0	0	0	0	0
Critical hours	2159.0	2184.0	2185.5	2209.0	1983.8	2184.0	2208.0	1804.0
Indicator value	0	0	0	0	0	0	0	0

Licensee Comments: none

Unplanned Power Changes per 7000 Critical Hrs



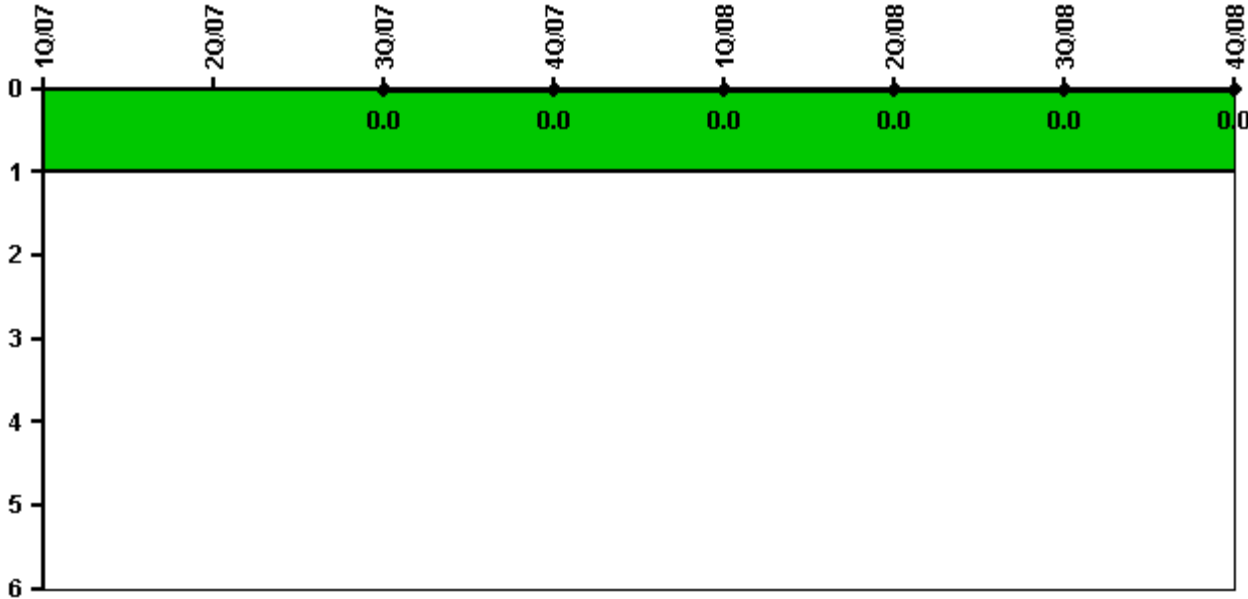
Thresholds: White > 6.0

Notes

Unplanned Power Changes per 7000 Critical Hrs	1Q/07	2Q/07	3Q/07	4Q/07	1Q/08	2Q/08	3Q/08	4Q/08
Unplanned power changes	0	0	0	0	0	0	1.0	0
Critical hours	2159.0	2184.0	2185.5	2209.0	1983.8	2184.0	2208.0	1804.0
Indicator value	0.8	0.8	0.8	0	0	0	0.8	0.9

Licensee Comments: none

Unplanned Scrams with Complications



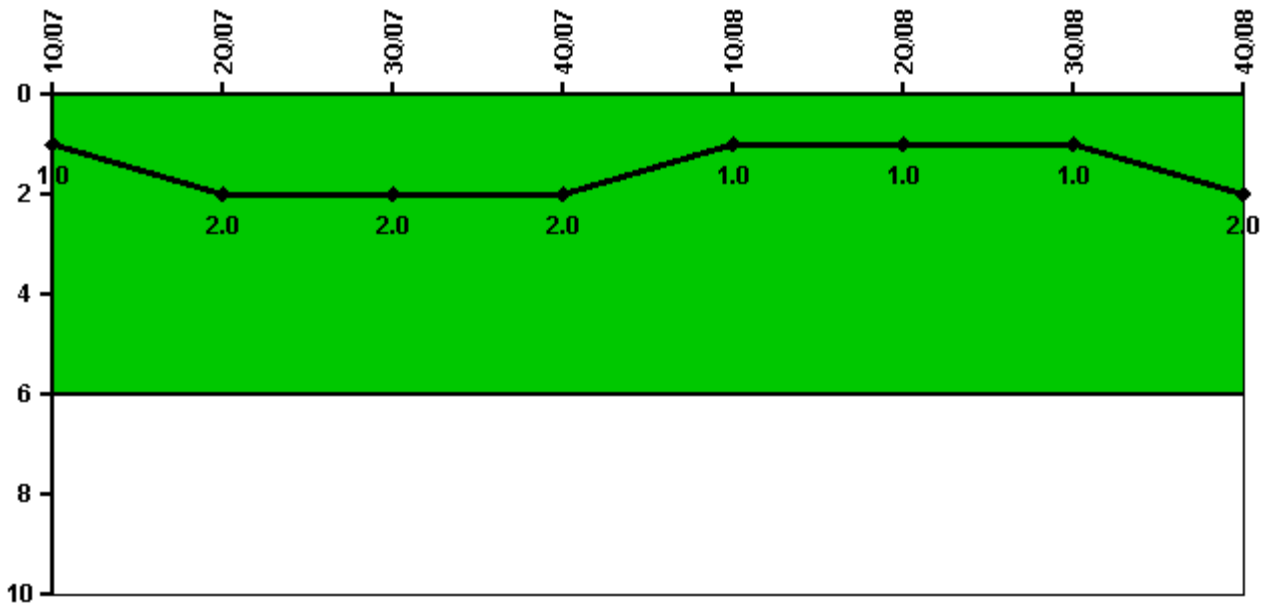
Thresholds: White > 1.0

Notes

Unplanned Scrams with Complications	1Q/07	2Q/07	3Q/07	4Q/07	1Q/08	2Q/08	3Q/08	4Q/08
Scrams with complications	0	0	0	0	0	0	0	0
Indicator value			0.0	0.0	0.0	0.0	0.0	0.0

Licensee Comments: none

Safety System Functional Failures (BWR)



Thresholds: White > 6.0

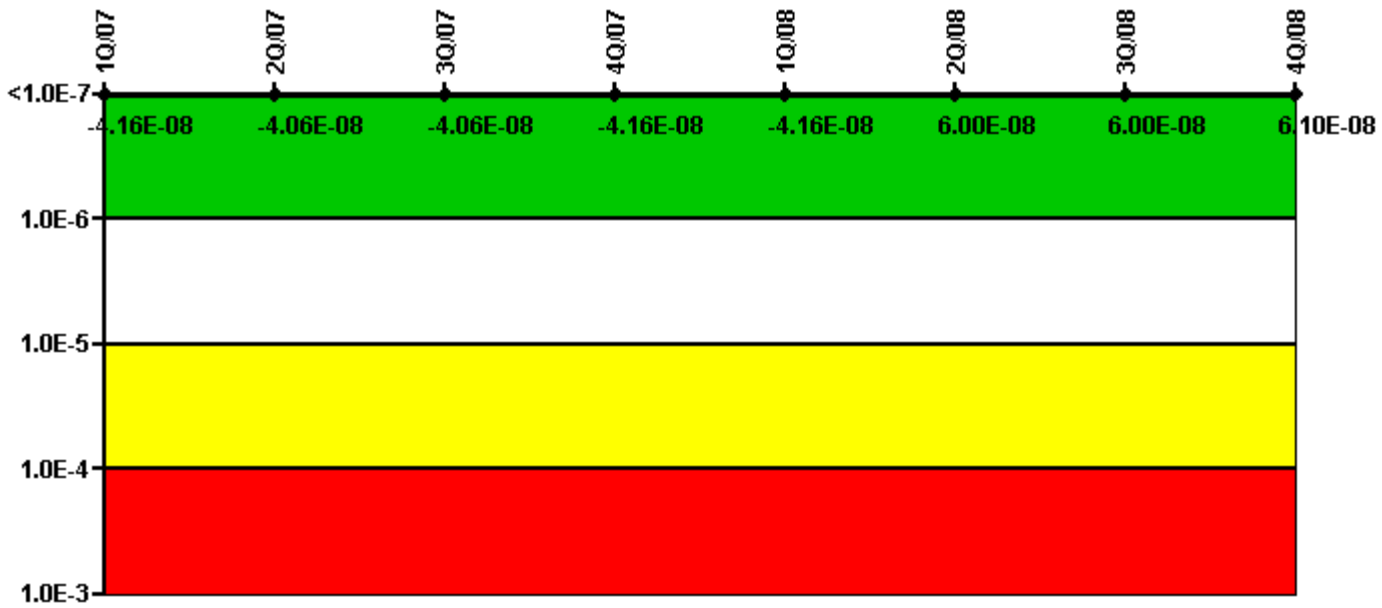
Notes

Safety System Functional Failures (BWR)	1Q/07	2Q/07	3Q/07	4Q/07	1Q/08	2Q/08	3Q/08	4Q/08
Safety System Functional Failures	1	1	0	0	0	1	0	1
Indicator value	1	2	2	2	1	1	1	2

Licensee Comments:

4Q/08: Licensee Event Report 249/2008-003-00, " Unit 3 Unplanned Control Rod Withdrawals, " was submitted on 12/31/2008.

Mitigating Systems Performance Index, Emergency AC Power System



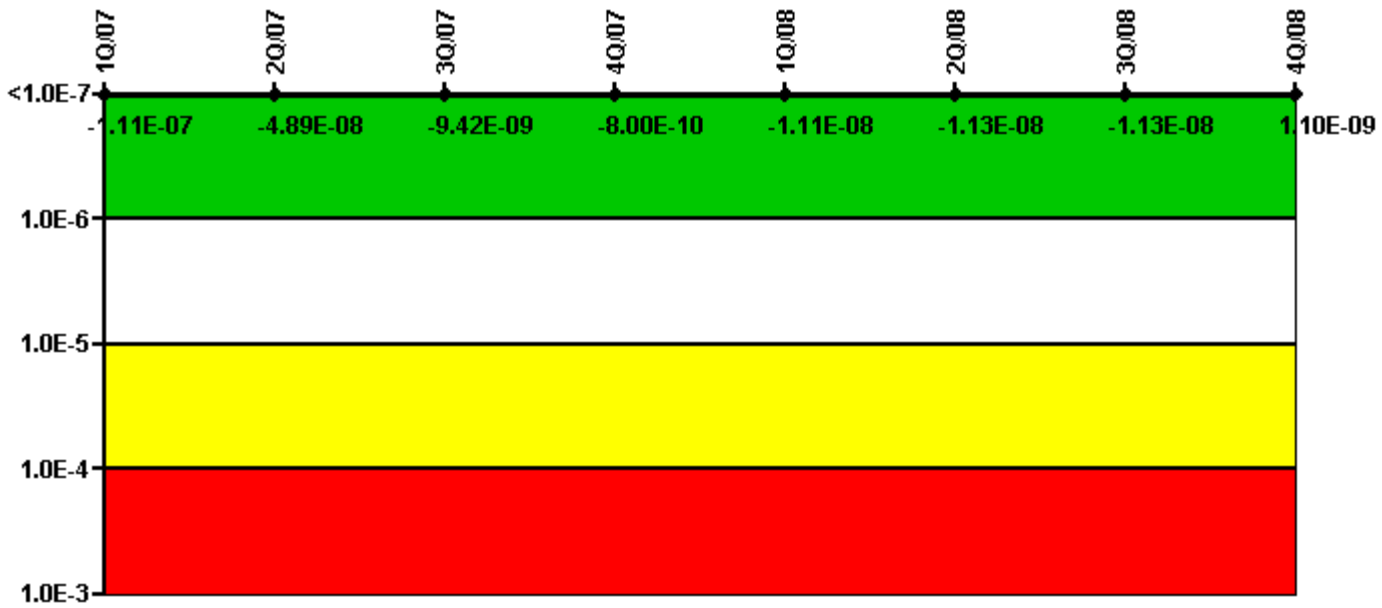
Thresholds: White > 1.00E-6 Yellow > 1.00E-5 Red > 1.00E-4

Notes

Mitigating Systems Performance Index, Emergency AC Power System	1Q/07	2Q/07	3Q/07	4Q/07	1Q/08	2Q/08	3Q/08	4Q/08
UAI (Δ CDF)	-4.60E-09	-4.60E-09	-4.60E-09	-4.60E-09	-4.60E-09	-4.00E-09	-4.00E-09	-4.00E-09
URI (Δ CDF)	-3.70E-08	-3.60E-08	-3.60E-08	-3.70E-08	-3.70E-08	6.40E-08	6.40E-08	6.50E-08
PLE	NO	NO	NO	NO	NO	NO	NO	NO
Indicator value	-4.16E-08	-4.06E-08	-4.06E-08	-4.16E-08	-4.16E-08	6.00E-08	6.00E-08	6.10E-08

Licensee Comments: none

Mitigating Systems Performance Index, High Pressure Injection System



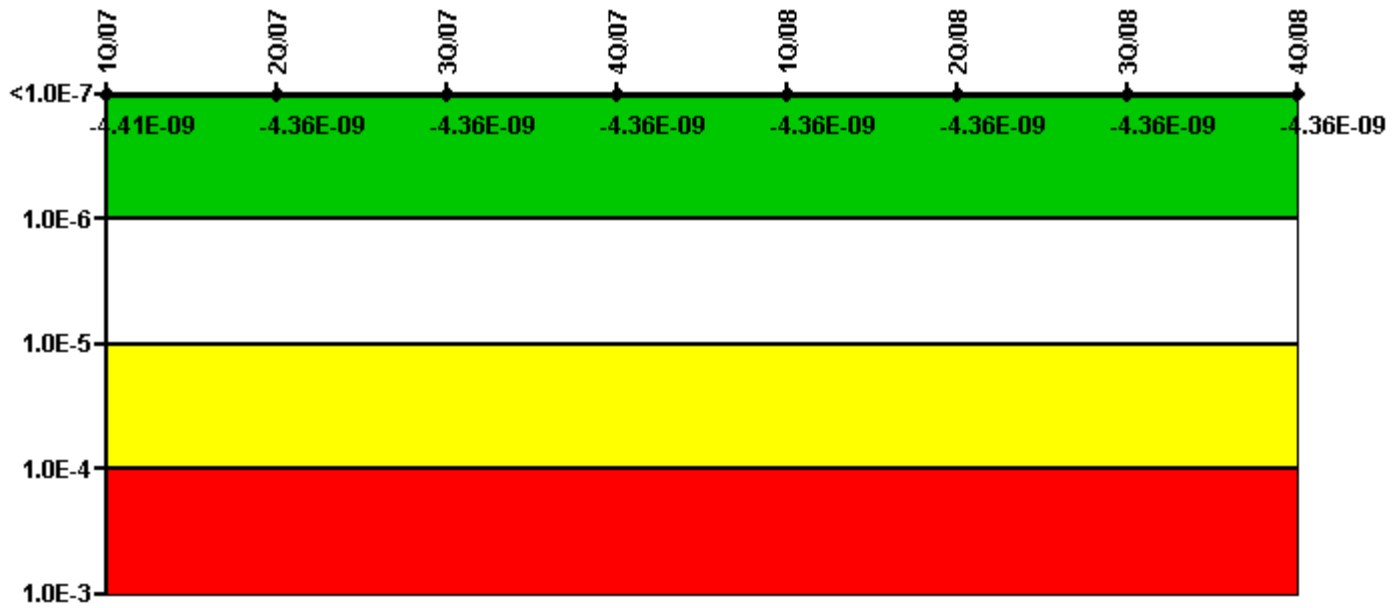
Thresholds: White > 1.00E-6 Yellow > 1.00E-5 Red > 1.00E-4

Notes

Mitigating Systems Performance Index, High Pressure Injection System	1Q/07	2Q/07	3Q/07	4Q/07	1Q/08	2Q/08	3Q/08	4Q/08
UAI (Δ CDF)	-3.90E-08	-3.90E-08	4.80E-10	9.10E-09	-1.20E-09	-1.40E-09	-1.40E-09	1.10E-08
URI (Δ CDF)	-7.20E-08	-9.90E-09	-9.90E-09	-9.90E-09	-9.90E-09	-9.90E-09	-9.90E-09	-9.90E-09
PLE	NO	NO	NO	NO	NO	NO	NO	NO
Indicator value	-1.11E-07	-4.89E-08	-9.42E-09	-8.00E-10	-1.11E-08	-1.13E-08	-1.13E-08	1.10E-09

Licensee Comments: none

Mitigating Systems Performance Index, Heat Removal System



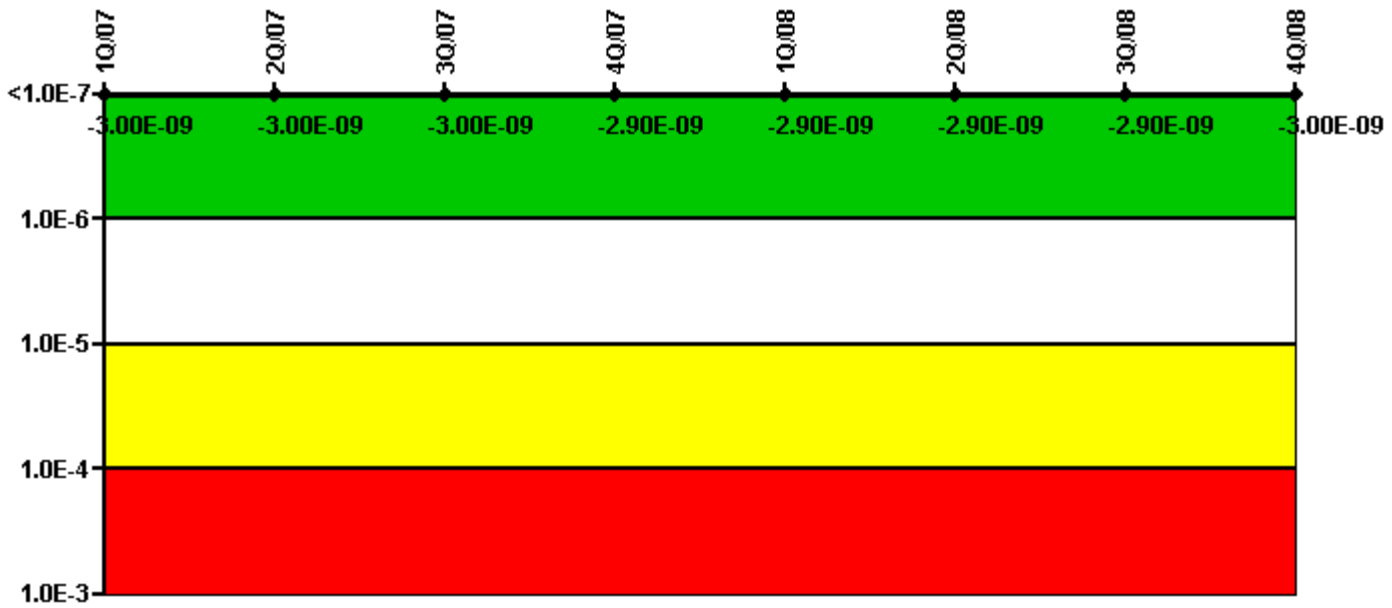
Thresholds: White > 1.00E-6 Yellow > 1.00E-5 Red > 1.00E-4

Notes

Mitigating Systems Performance Index, Heat Removal System	1Q/07	2Q/07	3Q/07	4Q/07	1Q/08	2Q/08	3Q/08	4Q/08
UAI (Δ CDF)	-4.30E-09	-4.30E-09	-4.30E-09	-4.30E-09	-4.30E-09	-4.30E-09	-4.30E-09	-4.30E-09
URI (Δ CDF)	-1.10E-10	-6.00E-11	-6.00E-11	-6.00E-11	-6.00E-11	-6.00E-11	-6.00E-11	-6.00E-11
PLE	NO	NO	NO	NO	NO	NO	NO	NO
Indicator value	-4.41E-09	-4.36E-09	-4.36E-09	-4.36E-09	-4.36E-09	-4.36E-09	-4.36E-09	-4.36E-09

Licensee Comments: none

Mitigating Systems Performance Index, Residual Heat Removal System



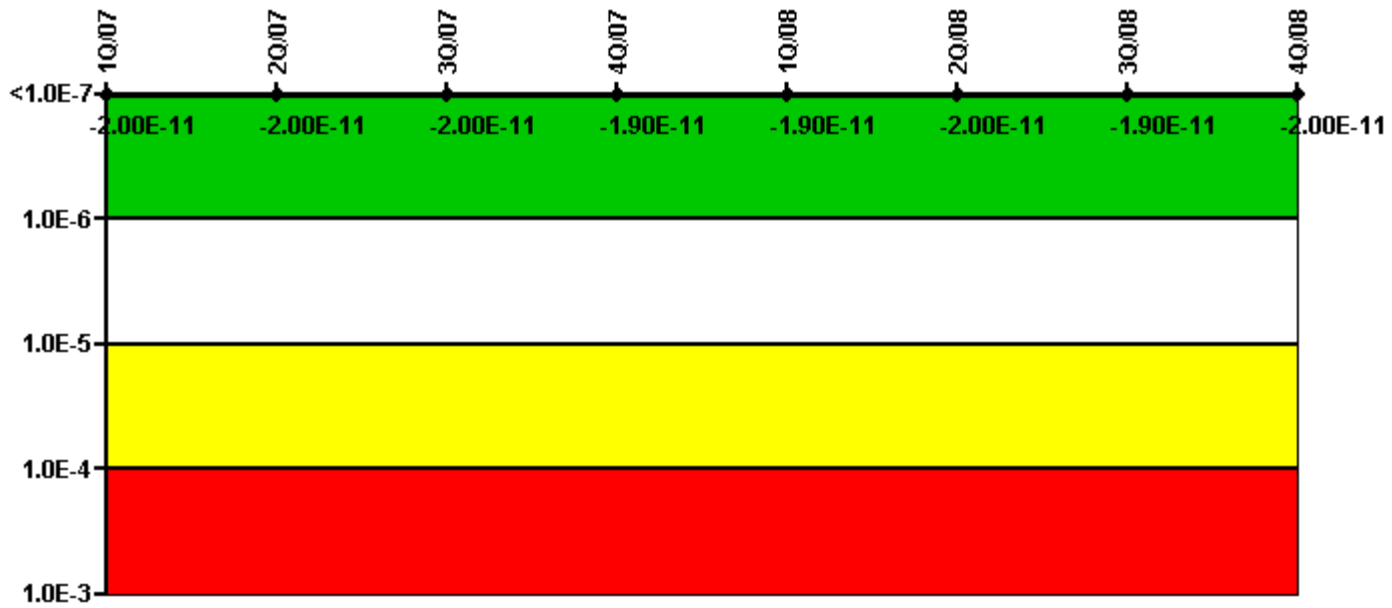
Thresholds: White > 1.00E-6 Yellow > 1.00E-5 Red > 1.00E-4

Notes

Mitigating Systems Performance Index, Residual Heat Removal System	1Q/07	2Q/07	3Q/07	4Q/07	1Q/08	2Q/08	3Q/08	4Q/08
UAI (Δ CDF)	-1.30E-09	-1.30E-09	-1.30E-09	-1.30E-09	-1.30E-09	-1.30E-09	-1.30E-09	-1.30E-09
URI (Δ CDF)	-1.70E-09	-1.70E-09	-1.70E-09	-1.60E-09	-1.60E-09	-1.60E-09	-1.60E-09	-1.70E-09
PLE	NO	NO	NO	NO	NO	NO	NO	NO
Indicator value	-3.00E-09	-3.00E-09	-3.00E-09	-2.90E-09	-2.90E-09	-2.90E-09	-2.90E-09	-3.00E-09

Licensee Comments: none

Mitigating Systems Performance Index, Cooling Water Systems



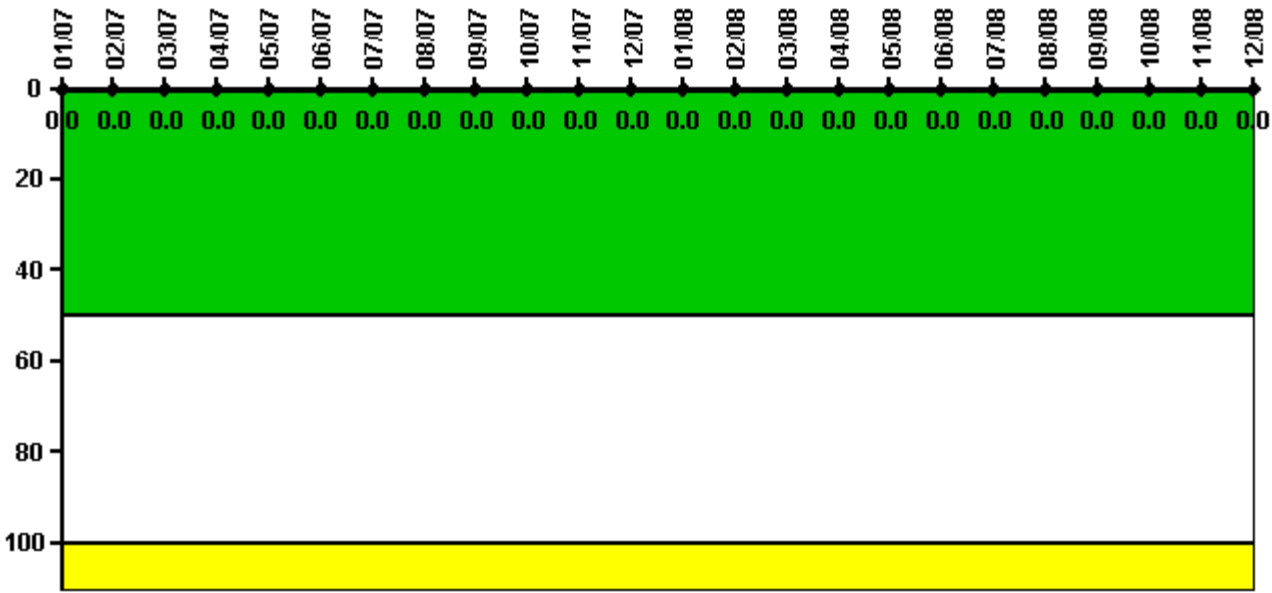
Thresholds: White > 1.00E-6 Yellow > 1.00E-5 Red > 1.00E-4

Notes

Mitigating Systems Performance Index, Cooling Water Systems	1Q/07	2Q/07	3Q/07	4Q/07	1Q/08	2Q/08	3Q/08	4Q/08
UAI (Δ CDF)	0.00E+00	0.00E+00	0.00E+00	0.00E+00	0.00E+00	0.00E+00	0.00E+00	0.00E+00
URI (Δ CDF)	-2.00E-11	-2.00E-11	-2.00E-11	-1.90E-11	-1.90E-11	-2.00E-11	-1.90E-11	-2.00E-11
PLE	NO	NO	NO	NO	NO	NO	NO	NO
Indicator value	-2.00E-11	-2.00E-11	-2.00E-11	-1.90E-11	-1.90E-11	-2.00E-11	-1.90E-11	-2.00E-11

Licensee Comments: none

Reactor Coolant System Activity



Thresholds: White > 50.0 Yellow > 100.0

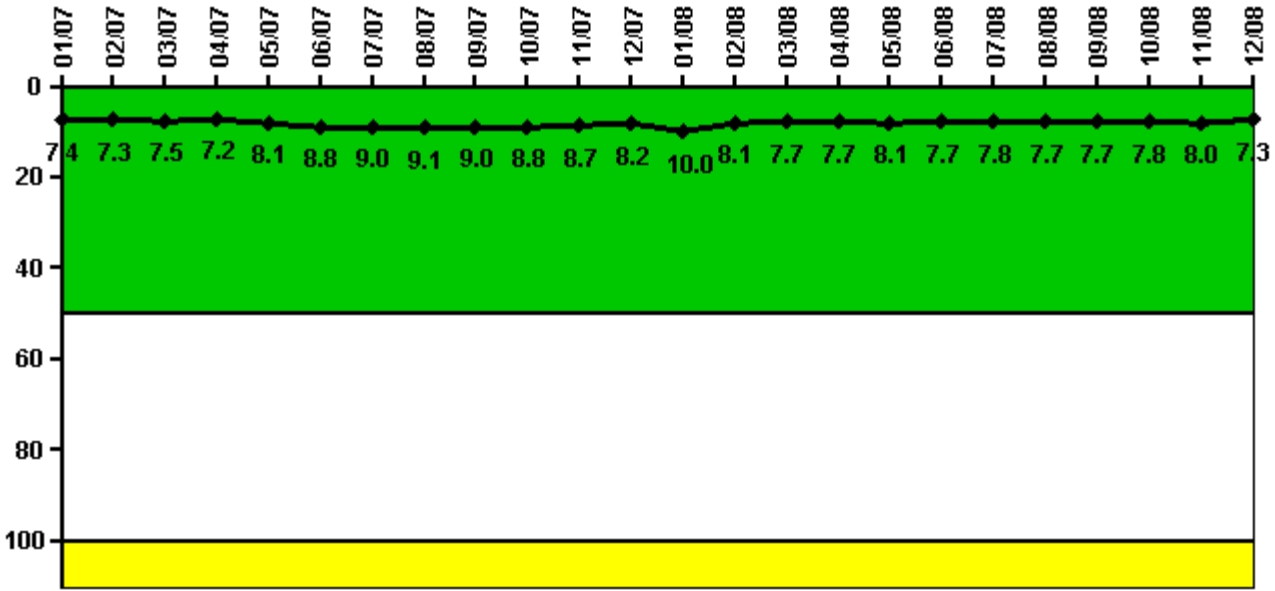
Notes

Reactor Coolant System Activity	1/07	2/07	3/07	4/07	5/07	6/07	7/07	8/07	9/07	10/07	11/07	12/07
Maximum activity	0.000015	0.000022	0.000020	0.000023	0.000023	0.000024	0.000029	0.000018	0.000020	0.000023	0.000030	0.000032
Technical specification limit	0.2	0.2	0.2	0.2	0.2	0.2	0.2	0.2	0.2	0.2	0.2	0.2
Indicator value	0	0	0	0	0	0	0	0	0	0	0	0

Reactor Coolant System Activity	1/08	2/08	3/08	4/08	5/08	6/08	7/08	8/08	9/08	10/08	11/08	12/08
Maximum activity	0.000020	0.000004	0.000019	0.000032	0.000033	0.000016	0.000028	0.000028	0.000034	0.000013	0.000015	0.000014
Technical specification limit	0.2	0.2	0.2	0.2	0.2	0.2	0.2	0.2	0.2	0.2	0.2	0.2
Indicator value	0	0	0	0	0	0	0	0	0	0	0	0

Licensee Comments: none

Reactor Coolant System Leakage



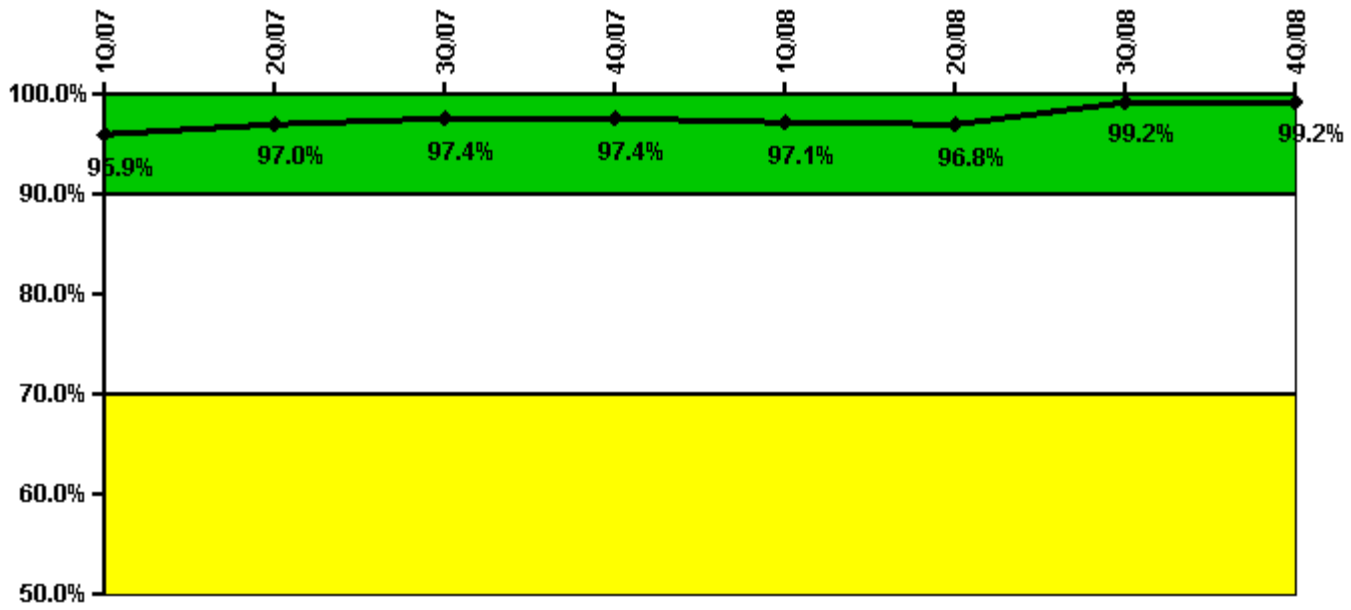
Thresholds: White > 50.0 Yellow > 100.0

Notes

Reactor Coolant System Leakage	1/07	2/07	3/07	4/07	5/07	6/07	7/07	8/07	9/07	10/07	11/07	12/07
Maximum leakage	1.840	1.828	1.863	1.808	2.015	2.205	2.242	2.265	2.242	2.192	2.180	2.043
Technical specification limit	25.0	25.0	25.0	25.0	25.0	25.0	25.0	25.0	25.0	25.0	25.0	25.0
Indicator value	7.4	7.3	7.5	7.2	8.1	8.8	9.0	9.1	9.0	8.8	8.7	8.2
Reactor Coolant System Leakage	1/08	2/08	3/08	4/08	5/08	6/08	7/08	8/08	9/08	10/08	11/08	12/08
Maximum leakage	2.490	2.018	1.933	1.918	2.018	1.937	1.942	1.922	1.935	1.950	2.012	1.833
Technical specification limit	25.0	25.0	25.0	25.0	25.0	25.0	25.0	25.0	25.0	25.0	25.0	25.0
Indicator value	10.0	8.1	7.7	7.7	8.1	7.7	7.8	7.7	7.7	7.8	8.0	7.3

Licensee Comments: none

Drill/Exercise Performance



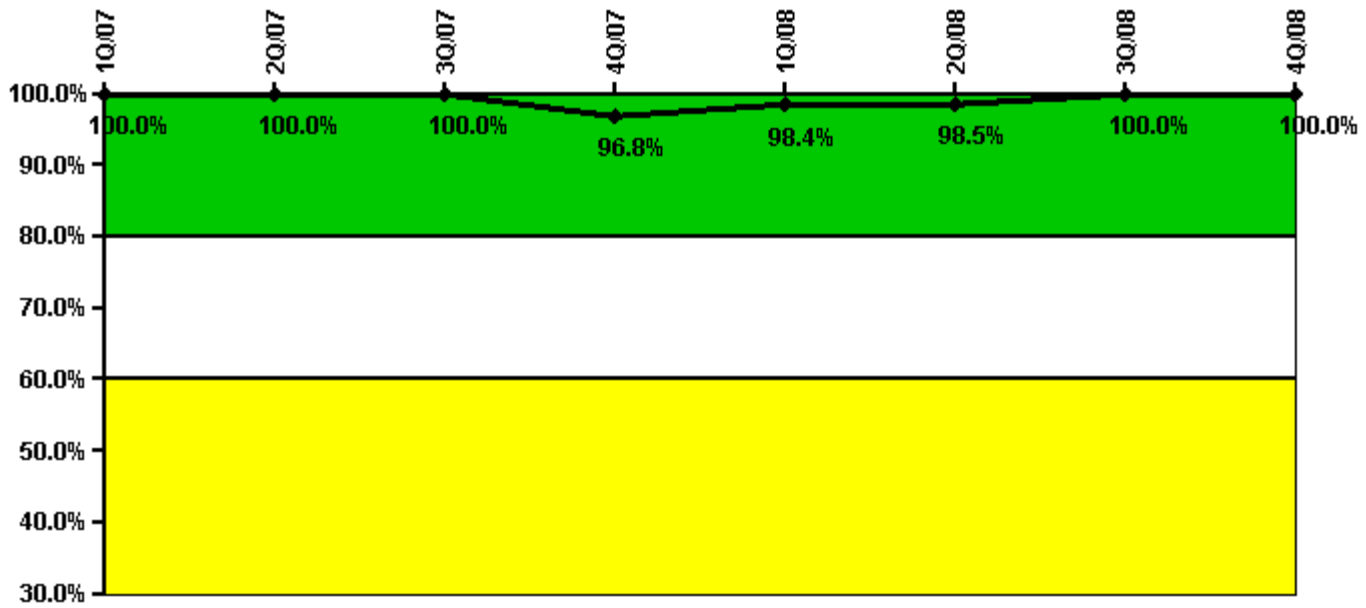
Thresholds: White < 90.0% Yellow < 70.0%

Notes

Drill/Exercise Performance	1Q/07	2Q/07	3Q/07	4Q/07	1Q/08	2Q/08	3Q/08	4Q/08
Successful opportunities	50.0	54.0	40.0	2.0	24.0	16.0	40.0	24.0
Total opportunities	52.0	54.0	40.0	2.0	24.0	16.0	40.0	24.0
Indicator value	95.9%	97.0%	97.4%	97.4%	97.1%	96.8%	99.2%	99.2%

Licensee Comments: none

ERO Drill Participation



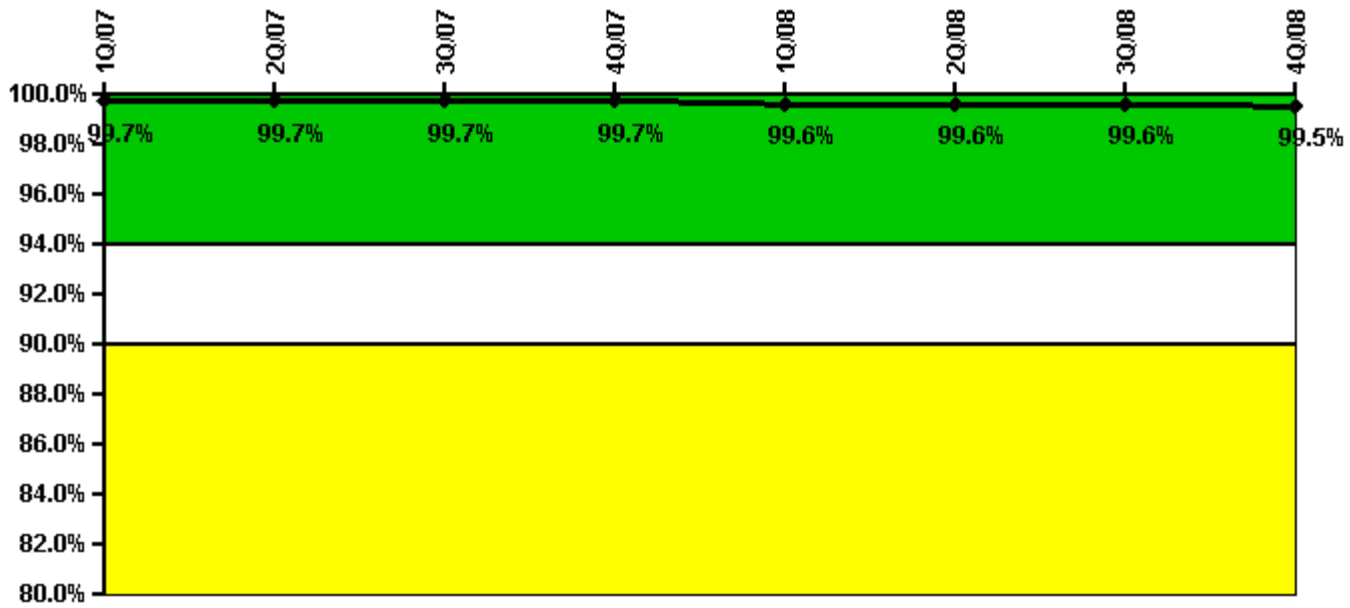
Thresholds: White < 80.0% Yellow < 60.0%

Notes

ERO Drill Participation	1Q/07	2Q/07	3Q/07	4Q/07	1Q/08	2Q/08	3Q/08	4Q/08
Participating Key personnel	63.0	65.0	63.0	60.0	62.0	67.0	64.0	64.0
Total Key personnel	63.0	65.0	63.0	62.0	63.0	68.0	64.0	64.0
Indicator value	100.0%	100.0%	100.0%	96.8%	98.4%	98.5%	100.0%	100.0%

Licensee Comments: none

Alert & Notification System



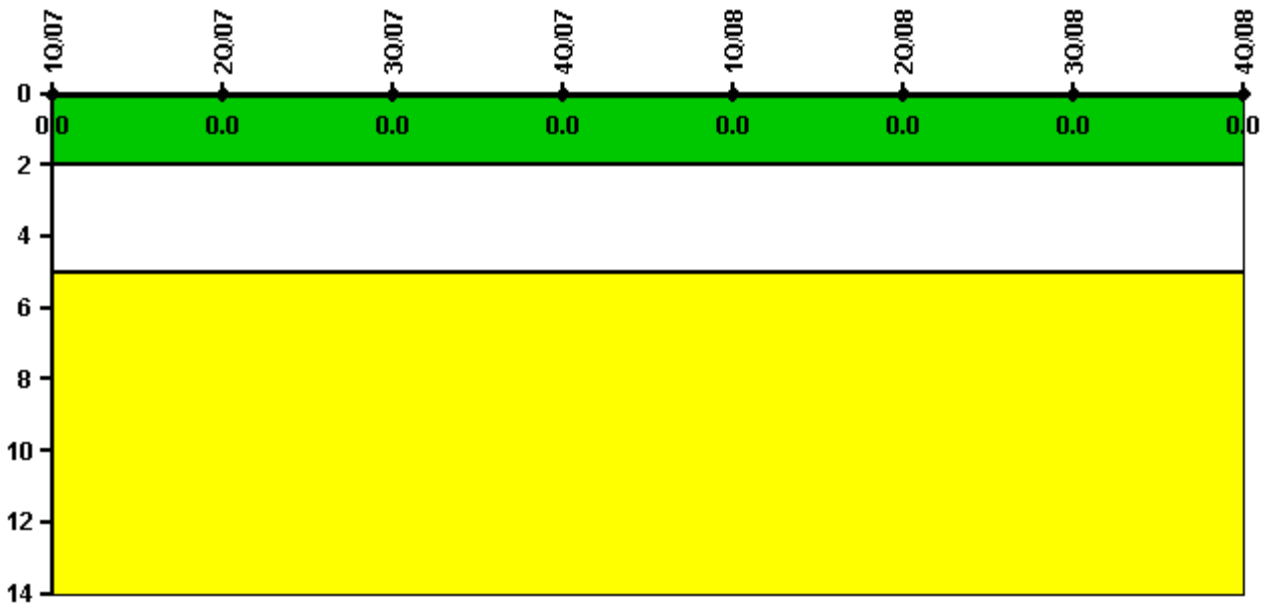
Thresholds: White < 94.0% Yellow < 90.0%

Notes

Alert & Notification System	1Q/07	2Q/07	3Q/07	4Q/07	1Q/08	2Q/08	3Q/08	4Q/08
Successful siren-tests	4985	4977	4961	4982	4970	4972	5037	4965
Total sirens-tests	4992	4990	4992	4992	4992	4992	5070	4992
Indicator value	99.7%	99.7%	99.7%	99.7%	99.6%	99.6%	99.6%	99.5%

Licensee Comments: none

Occupational Exposure Control Effectiveness



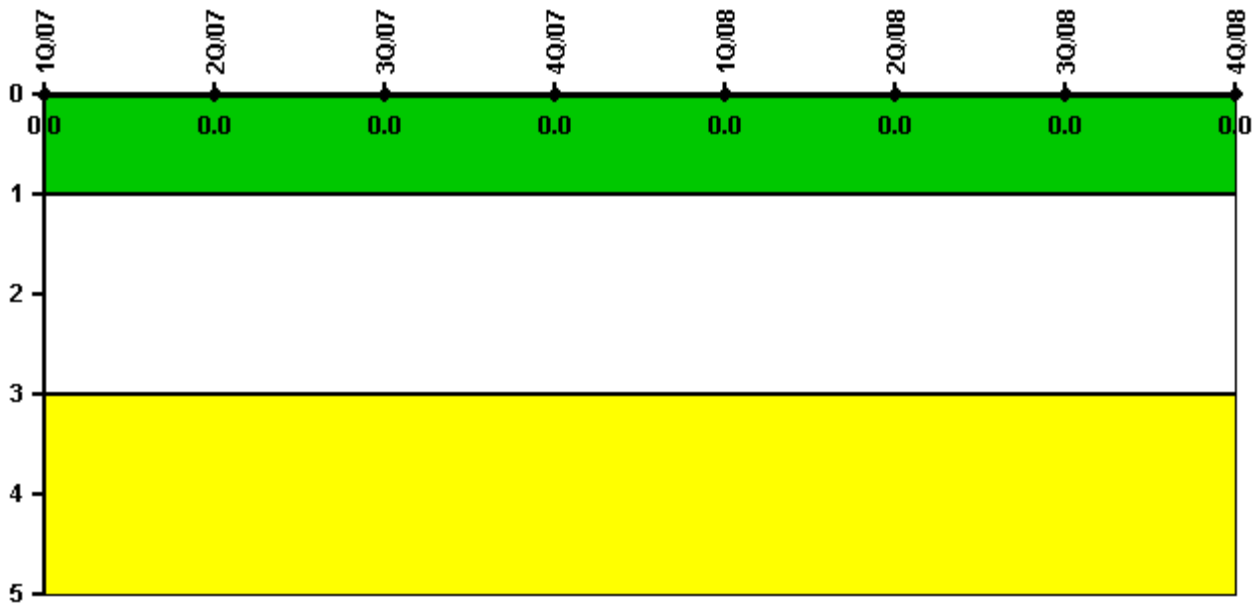
Thresholds: White > 2.0 Yellow > 5.0

Notes

Occupational Exposure Control Effectiveness	1Q/07	2Q/07	3Q/07	4Q/07	1Q/08	2Q/08	3Q/08	4Q/08
High radiation area occurrences	0	0	0	0	0	0	0	0
Very high radiation area occurrences	0	0	0	0	0	0	0	0
Unintended exposure occurrences	0	0	0	0	0	0	0	0
Indicator value	0	0	0	0	0	0	0	0

Licensee Comments: none

RETS/ODCM Radiological Effluent



Thresholds: White > 1.0 Yellow > 3.0

Notes

RETS/ODCM Radiological Effluent	1Q/07	2Q/07	3Q/07	4Q/07	1Q/08	2Q/08	3Q/08	4Q/08
RETS/ODCM occurrences	0	0	0	0	0	0	0	0
Indicator value	0	0	0	0	0	0	0	0

Licensee Comments: none

[Security](#) information not publicly available.